



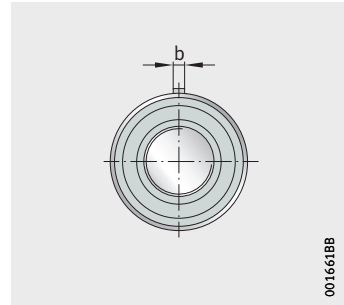
Roller Screw Drives

Contents

	Page
Dimension tables	
Roller screw drives RGT-VTE and RGT-STE, cylindrical nut, single-piece	2
Roller screw drives RGT-VTK and RGT-STK, flanged nut, single-piece.....	56
Roller screw drives RGT-VTM and RGT-STM, flanged nut, single-piece.....	114
Roller screw drives RGT-VTO and RGT-STO, flanged nut, single-piece.....	172
Roller screw drives RGT-VTG, cylindrical nut, two-piece	220
Roller screw drives RGT-VTL, flanged nut, two-piece	268
Roller screw drives RGT-VTS, flanged nut, single-piece.....	316
Roller screw drives RGT-VTF and RGT-STF, flanged nut with screw-in thread, single-piece	318
Roller screw drives with roller return RGT-VRE and RGT-SRE, cylindrical nut, single-piece	322
Roller screw drives with roller return RGT-VRM and RGT-SRM, flanged nut, single-piece.....	326
Roller screw drives with roller return RGT-VRK and RGT-SRK, flanged nut, single-piece.....	330
Roller screw drives with roller return RGT-VRG, cylindrical nut, two-piece	334
Roller screw drives with roller return RGT-VRL, flanged nut, two-piece	338

Roller screw drives

Cylindrical nut, single-piece
Standard design



RGT-VTE, RGT-STE

001661BB

Dimension table · Dimensions in mm

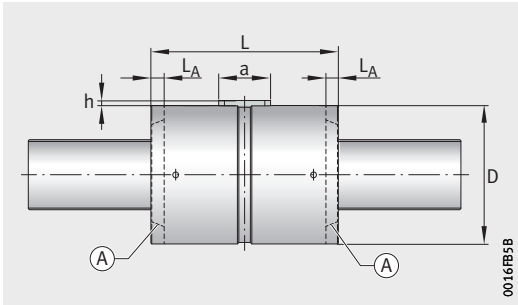
Nominal diameter d_0	Designation	Pitch P	Mobility level	Variant ¹⁾	⊙	Mass m ≈ kg	Dimensions			Mounting dimensions		
							D g6	L h12	L_A	a	b h9	h
5	RGT-VTE-005.01 RGT-STE-005.01	1	3	A	–	0,1	19	31	–	10	3	1,2
				A	●			41				
				B	–			41				
	RGT-VTE-005.02 RGT-STE-005.02	2	3	A	–	0,1	19	31	–	10	3	1,2
				A	●			41				
				B	–			41				
	RGT-VTE-005.04 RGT-STE-005.04	4	3	A	–	0,1	19	31	–	10	3	1,2
				A	●			41				
				B	–			41				

⊙ Wipers: ● with wiper.

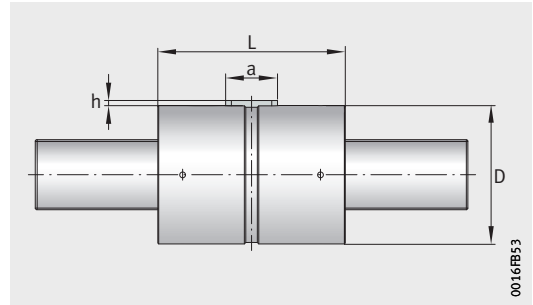
1) Depending on the variant, nuts are available without a wiper (suffix 0AB), with a wiper (suffix 1AB) or with two wipers (suffix 2AB). Please specify in the ordering designation.

2) Overrunning frictional torque for preloaded nuts RGT-VTE.

3) Maximum axial clearance for non-preloaded nuts RGT-STE.



With wiper

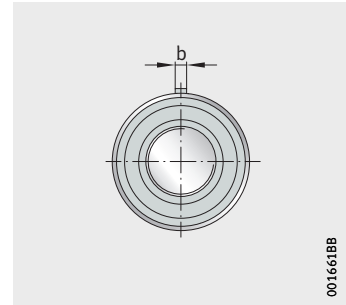


Without wiper

Feather key DIN 6885	Basic load ratings		Spring characteristic number c_K $N^{2/3}/\mu m$	Frictional torque ²⁾ M_V Ncm	Theoretical efficiency		Limiting speed n_G min^{-1}	Axial clearance ³⁾
	dyn. C N	stat. C_0 N			η_1	η_2		
3×3×10	4 700	9 600	35,8	3	0,85	0,82	6 000	0,01
	4 700	9 600	35,8					
	7 400	20 600	51,5					
3×3×10	5 500	9 700	22,5	4	0,86	0,84	6 000	0,01
	5 500	9 700	22,5					
	8 700	20 700	32,3					
3×3×10	6 000	9 300	13,7	5	0,74	0,65	6 000	0,01
	6 000	9 300	13,7					
	9 900	20 900	20,3					

Roller screw drives

Cylindrical nut, single-piece
Standard design



RGT-VTE, RGT-STE

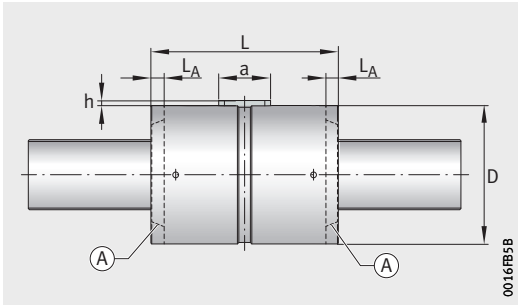
001661BB

Dimension table (continued) - Dimensions in mm

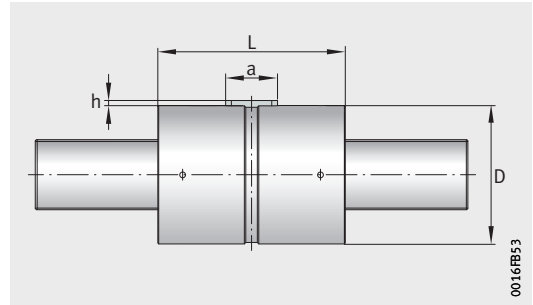
Nominal diameter d_0	Designation	Pitch P	Mobility level	Variant ¹⁾	⊙	Mass m ≈ kg	Dimensions			Mounting dimensions		
							D g6	L h12	L_A	a	b h9	h
8	RGT-VTE-008.01 RGT-STE-008.01	1	4	A	–	0,1	21	31	–	10	3	1,2
				A	●			41	–			
				B	–			41	–			
		1	4	C	–	0,1	25	44	–	10	3	1,2
				C	●			44	–			
				D	–			44	–			
	RGT-VTE-008.02 RGT-STE-008.02	2	4	A	–	0,1	21	31	–	10	3	1,2
				A	●			41	–			
				B	–			41	–			
		2	4	C	–	0,1	25	44	–	10	3	1,2
				C	●			44	–			
				D	–			44	–			
	RGT-VTE-008.04 RGT-STE-008.04	4	4	A	–	0,1	21	31	–	10	3	1,2
				A	●			41	–			
				B	–			41	–			
4		4	C	–	0,1	25	44	–	10	3	1,2	
			C	●			44	–				
			D	–			44	–				
RGT-VTE-008.05 RGT-STE-008.05	5	4	A	–	0,1	21	31	–	10	3	1,2	
			A	●			41	–				
			B	–			41	–				
	5	4	C	–	0,1	25	44	–	10	3	1,2	
			C	●			44	–				
			D	–			44	–				

⊙ Wipers: ● with wiper.

- 1) Depending on the variant, nuts are available without a wiper (suffix 0AB), with a wiper (suffix 1AB) or with two wipers (suffix 2AB). Please specify in the ordering designation.
- 2) Overrunning frictional torque for preloaded nuts RGT-VTE.
- 3) Maximum axial clearance for non-preloaded nuts RGT-STE.



With wiper

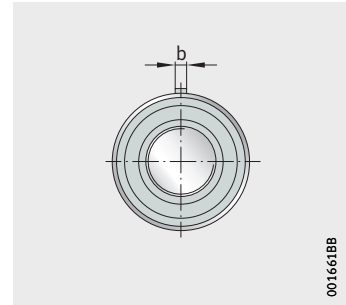


Without wiper

Feather key DIN 6885	Basic load ratings		Spring characteristic number c_K $N^{2/3}/\mu m$	Frictional torque ²⁾ M_V Ncm	Theoretical efficiency		Limiting speed n_G min^{-1}	Axial clear- ance ³⁾
	dyn. C N	stat. C_0 N			η_1	η_2		
3×3×10	7 500	14 600	54,0	3	0,79	0,73	5 800	0,02
	7 500	14 600	54,0					
	12 000	30 800	77,3					
3×3×10	8 800	19 300	61,5	3	0,79	0,73	5 800	0,02
	8 800	19 300	61,5					
	13 300	36 000	83,7					
3×3×10	8 700	14 700	34,0	4	0,85	0,83	5 800	0,02
	8 700	14 700	34,0					
	14 000	30 900	48,7					
3×3×10	10 300	19 400	38,7	4	0,85	0,83	5 800	0,02
	10 300	19 400	38,7					
	15 500	36 100	52,7					
3×3×10	10 000	14 900	21,4	5	0,85	0,83	5 800	0,02
	10 000	14 900	21,4					
	16 100	31 100	30,7					
3×3×10	11 900	19 600	24,4	5	0,85	0,83	5 800	0,02
	11 900	19 600	24,4					
	17 900	36 300	33,2					
3×3×10	10 300	14 700	18,2	6	0,83	0,80	5 800	0,02
	10 300	14 700	18,2					
	16 600	30 800	26,3					
3×3×10	11 900	18 500	20,4	6	0,83	0,80	5 800	0,02
	11 900	18 500	20,4					
	18 200	35 100	28,1					

Roller screw drives

Cylindrical nut, single-piece
Standard design



RGT-VTE, RGT-STE

Dimension table (continued) - Dimensions in mm

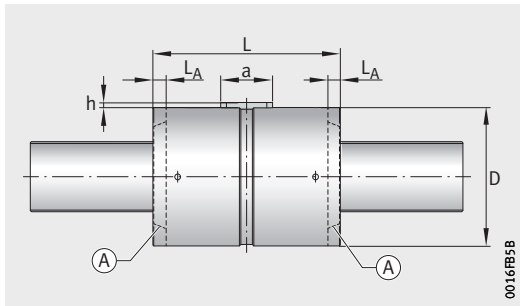
Nominal diameter d_0	Designation	Pitch P	Mobility level	Variant ¹⁾	⊗	Mass m ≈ kg	Dimensions			Mounting dimensions		
							D g6	L h12	$L_A^{1)}$	a	b h9	h
12	RGT-VTE-012.01 RGT-STE-012.01	1	4	A	-	0,1	32	31	-	14	4	1,7
				A	●	0,2		41	-			
				B	-	0,2		41	-			
		1	4	C	-	0,2	32	44	-	14	4	1,5
				C	●	0,2		44	-			
				D	-	0,2		44	-			
	RGT-VTE-012.02 RGT-STE-012.02	2	5	A	-	0,1	26	31	-	14	4	2
				A	●	0,2		41	-			
				B	-	0,2		41	-			
		2	5	C	-	0,2	30	44	-	14	4	1,5
				C	●	0,2		44	-			
RGT-VTE-012.04 RGT-STE-012.04	4	5	A	-	0,1	26	31	-	14	4	2	
			A	●	0,2		41	-				
			B	-	0,2		41	-				
	4	5	C	-	0,2	30	44	-	14	4	1,5	
			C	●	0,2		44	-				
RGT-VTE-012.05 RGT-STE-012.05	5	5	A	-	0,1	26	31	-	14	4	2	
			A	●	0,2		41	-				
			B	-	0,2		41	-				
	5	5	C	-	0,2	30	44	-	14	4	1,5	
			C	●	0,2		44	-				
RGT-VTE-012.10 RGT-STE-012.10	10	5	A	-	0,1	26	31	-	14	4	2	
			A	●	0,2		41	-				
			B	-	0,2		41	-				
	10	5	C	-	0,2	30	44	-	14	4	1,5	
			C	●	0,2		44	-				

⊗ Wipers: ● with wiper.

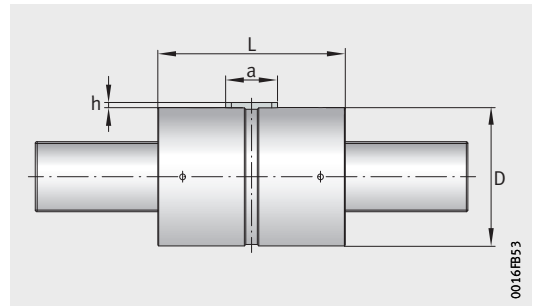
¹⁾ Depending on the variant, nuts are available without a wiper (suffix 0AB), with a wiper (suffix 1AB) or with two wipers (suffix 2AB). Please specify in the ordering designation.

²⁾ Overrunning frictional torque for preloaded nuts RGT-VTE.

³⁾ Maximum axial clearance for non-preloaded nuts RGT-STE.



With wiper

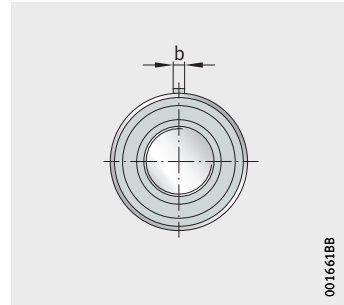


Without wiper

Feather key DIN 6885	Basic load ratings		Spring characteristic number c_K $N^{2/3}/\mu m$	Frictional torque ²⁾ M_V Ncm	Theoretical efficiency		Limiting speed n_G min^{-1}	Axial clear- ance ³⁾
	dyn. C N	stat. C_0 N			η_1	η_2		
4×4×14	11 300	15 300	51,9	3	0,73	0,62	5 600	0,02
	11 300	15 300	51,9					
	18 900	36 000	76,5					
4×4×14	13 400	20 500	59,1	3	0,73	0,62	5 600	0,02
	13 400	20 500	59,1					
	20 200	40 100	80,5					
4×4×14	13 500	20 000	46,8	4	0,82	0,78	5 600	0,02
	13 500	20 000	46,8					
	24 000	48 700	72,2					
4×4×14	15 800	25 900	52,9	4	0,82	0,78	5 600	0,02
	15 800	25 900	52,9					
4×4×14	15 100	19 400	28,9	5	0,86	0,84	5 600	0,02
	15 100	19 400	28,9					
	27 300	48 000	45,0					
4×4×14	18 300	26 200	33,3	5	0,86	0,84	5 600	0,02
	18 300	26 200	33,3					
4×4×14	16 200	20 400	25,4	6	0,86	0,84	5 600	0,02
	16 200	20 400	25,4					
	29 100	49 500	39,4					
4×4×14	19 300	26 700	28,9	6	0,86	0,84	5 600	0,02
	19 300	26 700	28,9					
4×4×14	18 200	20 900	16,0	8	0,77	0,69	5 600	0,02
	18 200	20 900	16,0					
	31 600	47 700	24,2					
4×4×14	20 500	25 100	17,5	8	0,77	0,69	5 600	0,02
	20 500	25 100	17,5					

Roller screw drives

Cylindrical nut, single-piece
Standard design



RGT-VTE, RGT-STE

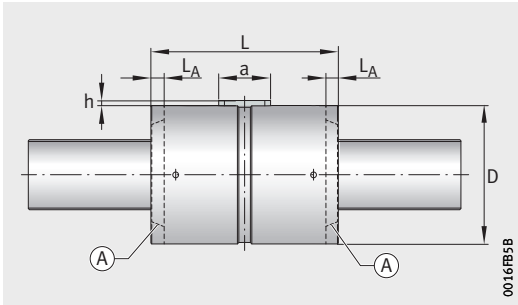
001661BB

Dimension table (continued) - Dimensions in mm

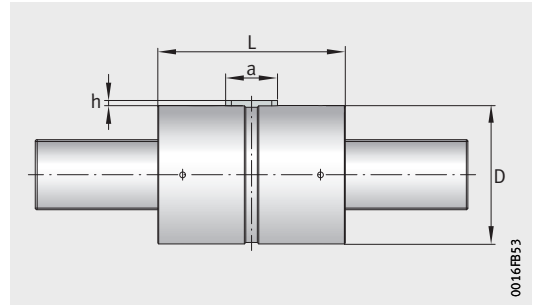
Nominal diameter d_0	Designation	Pitch P	Mobility level	Variant ¹⁾	⊗	Mass m ≈ kg	Dimensions			Mounting dimensions		
							D g6	L h12	L_A	a	b h9	h
15	RGT-VTE-015.02 RGT-STE-015.02	2	5	A	-	0,2	34	35	-	14	4	1,5
				A	●	0,2		45	-			
				B	-	0,2		45	-			
		2	5	C	-	0,3	35	50	-	14	4	1,5
				C	●	0,3		50	-			
				D	-	0,3		50	-			
	RGT-VTE-015.04 RGT-STE-015.04	4	5	A	-	0,2	34	35	-	14	4	1,5
				A	●	0,2		45	-			
				B	-	0,2		45	-			
		4	5	C	-	0,3	35	50	-	14	4	1,5
				C	●	0,3		50	-			
				D	-	0,3		50	-			
	RGT-VTE-015.05 RGT-STE-015.05	5	5	A	-	0,2	34	35	-	14	4	1,5
				A	●	0,2		45	-			
				B	-	0,2		45	-			
		5	5	C	-	0,3	35	50	-	14	4	1,5
				C	●	0,3		50	-			
				D	-	0,3		50	-			
RGT-VTE-015.06 RGT-STE-015.06	6	5	A	-	0,2	34	35	-	14	4	1,5	
			A	●	0,2		45	-				
			B	-	0,2		45	-				
	6	5	C	-	0,3	35	50	-	14	4	1,5	
			C	●	0,3		50	-				
			D	-	0,3		50	-				

⊗ Wipers: ● with wiper.

- 1) Depending on the variant, nuts are available without a wiper (suffix 0AB), with a wiper (suffix 1AB) or with two wipers (suffix 2AB). Please specify in the ordering designation.
- 2) Overrunning frictional torque for preloaded nuts RGT-VTE.
- 3) Maximum axial clearance for non-preloaded nuts RGT-STE.



With wiper

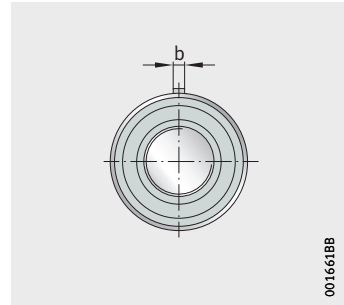


Without wiper

Feather key DIN 6885	Basic load ratings		Spring characteristic number c_K $N^{2/3}/\mu m$	Frictional torque ²⁾ M_V Ncm	Theoretical efficiency		Limiting speed n_G min^{-1}	Axial clear- ance ³⁾
	dyn. C N	stat. C_0 N			η_1	η_2		
4×4×14	15 700	22 400	48,6	6	0,80	0,75	5 500	0,02
	15 700	22 400	48,6					
	25 400	48 600	69,6					
4×4×14	20 500	34 500	59,1	6	0,80	0,75	5 500	0,02
	20 500	34 500	59,1					
	29 900	62 300	78,6					
4×4×14	17 700	21 800	30,0	7	0,86	0,83	5 500	0,02
	17 700	21 800	30,0					
	29 400	48 900	43,8					
4×4×14	23 200	33 800	36,7	7	0,86	0,83	5 500	0,02
	23 200	33 800	36,7					
	34 600	62 600	49,5					
4×4×14	19 000	22 900	26,4	9	0,86	0,84	5 500	0,02
	19 000	22 900	26,4					
	30 800	49 100	37,8					
4×4×14	25 000	35 500	32,3	9	0,86	0,84	5 500	0,02
	25 000	35 500	32,3					
	36 400	63 300	42,9					
4×4×14	18 700	21 200	22,5	10	0,86	0,84	5 500	0,02
	18 700	21 200	22,5					
	31 900	49 200	33,5					
4×4×14	24 700	33 100	27,6	10	0,86	0,84	5 500	0,02
	24 700	33 100	27,6					
	37 500	62 800	37,8					

Roller screw drives

Cylindrical nut, single-piece
Standard design



RGT-VTE, RGT-STE

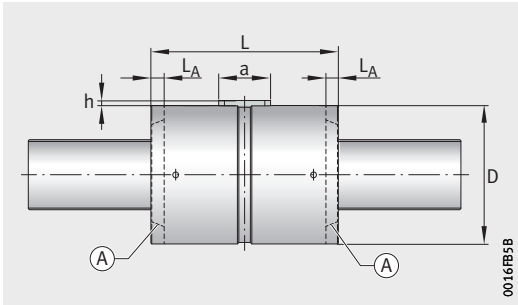
001661BB

Dimension table (continued) - Dimensions in mm

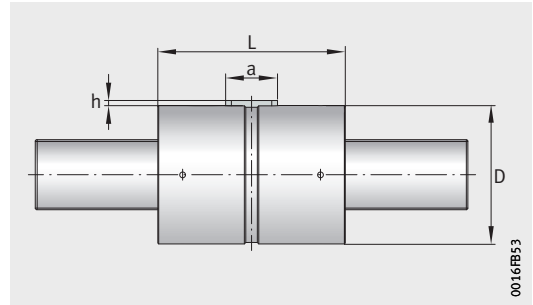
Nominal diameter d_0	Designation	Pitch P	Mobility level	Variant ¹⁾	⊗	Mass m ≈ kg	Dimensions			Mounting dimensions		
							D g6	L h12	L_A	a	b h9	h
15	RGT-VTE-015.08 RGT-STE-015.08	8	5	A	-	0,2	34	35	-	14	4	1,5
				A	●	0,2		45	-			
				B	-	0,2		45	-			
		8	5	C	-	0,3	35	50	-	14	4	1,5
				C	●	0,3		50	-			
				D	-	0,3		50	-			
	RGT-VTE-015.10 RGT-STE-015.10	10	5	A	-	0,2	34	35	-	14	4	1,5
				A	●	0,2		45	-			
				B	-	0,2		45	-			
		10	5	C	-	0,3	35	50	-	14	4	1,5
				C	●	0,3		50	-			
				D	-	0,3		50	-			

⊗ Wipers: ● with wiper.

- 1) Depending on the variant, nuts are available without a wiper (suffix 0AB), with a wiper (suffix 1AB) or with two wipers (suffix 2AB). Please specify in the ordering designation.
- 2) Overrunning frictional torque for preloaded nuts RGT-VTE.
- 3) Maximum axial clearance for non-preloaded nuts RGT-STE.



With wiper

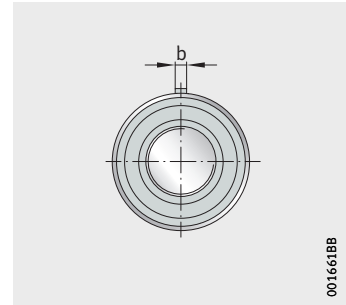


Without wiper

Feather key DIN 6885	Basic load ratings		Spring characteristic number c_K $N^{2/3}/\mu m$	Frictional torque ²⁾ M_V Ncm	Theoretical efficiency		Limiting speed n_G min^{-1}	Axial clear- ance ³⁾
	dyn. C N	stat. C_0 N			η_1	η_2		
4×4×14	19 200	20 500	18,2	12	0,85	0,82	5 500	0,02
	19 200	20 500	18,2					
	31 600	45 100	26,4					
4×4×14	25 500	32 300	22,5	12	0,85	0,82	5 500	0,02
	25 500	32 300	22,5					
	37 600	58 500	30,0					
4×4×14	18 900	19 000	15,0	14	0,82	0,78	5 500	0,02
	18 900	19 000	15,0					
	32 300	44 300	22,5					
4×4×14	27 000	33 700	19,6	14	0,82	0,78	5 500	0,02
	27 000	33 700	19,6					
	40 100	61 100	26,4					

Roller screw drives

Cylindrical nut, single-piece
Standard design



RGT-VTE, RGT-STE

001661BB

Dimension table (continued) - Dimensions in mm

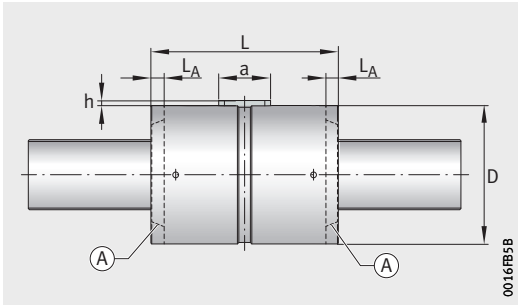
Nominal diameter d_0	Designation	Pitch P	Mobility level	Variant ¹⁾	ⓐ	Mass m ≈ kg	Dimensions			Mounting dimensions		
							D g6	L h12	L_A	a	b h9	h
20	RGT-VTE-020.02 RGT-STE-020.02	2	5	A	–	0,4	42	55	–	18	4	1,5
				A	●	0,5		65	–			
				B	–	0,5		65	–			
	RGT-VTE-020.04 RGT-STE-020.04	4	5	A	–	0,4	42	55	–	18	4	1,5
				A	●	0,5		65	–			
				B	–	0,5		65	–			
	RGT-VTE-020.05 RGT-STE-020.05	5	5	A	–	0,4	42	55	–	18	4	1,5
				A	●	0,5		65	–			
				B	–	0,5		65	–			
	RGT-VTE-020.06 RGT-STE-020.06	6	5	A	–	0,4	42	55	–	18	4	1,5
				A	●	0,5		65	–			
				B	–	0,5		65	–			
	RGT-VTE-020.10 RGT-STE-020.10	10	5	A	–	0,4	42	55	–	18	4	1,5
				A	●	0,5		65	–			
				B	–	0,5		65	–			
	RGT-VTE-020.12 RGT-STE-020.12	12	5	A	–	0,4	42	55	–	18	4	1,5
				A	●	0,5		65	–			
				B	–	0,5		65	–			
	RGT-VTE-020.20 RGT-STE-020.20	20	5	A	–	0,4	42	55	–	18	4	1,5
				A	●	0,5		65	–			
				B	–	0,5		65	–			

ⓐ Wipers: ● with wiper.

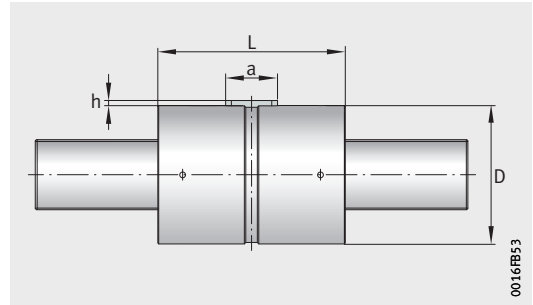
1) Depending on the variant, nuts are available without a wiper (suffix 0AB), with a wiper (suffix 1AB) or with two wipers (suffix 2AB). Please specify in the ordering designation.

2) Overrunning frictional torque for preloaded nuts RGT-VTE.

3) Maximum axial clearance for non-preloaded nuts RGT-STE.



With wiper

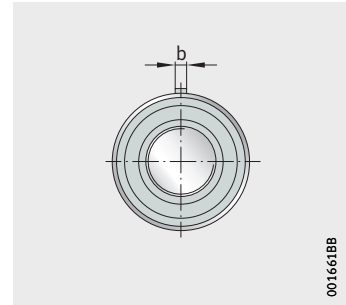


Without wiper

Feather key DIN 6885	Basic load ratings		Spring characteristic number c_K $N^{2/3}/\mu m$	Frictional torque ²⁾ M_V Ncm	Theoretical efficiency		Limiting speed n_G min^{-1}	Axial clear- ance ³⁾
	dyn. C N	stat. C_0 N			η_1	η_2		
4×4×18	32 300	66 400	78,3	18	0,76	0,69	5 200	0,02
	32 300	66 400	78,3					
	42 700	102 700	96,7					
4×4×18	37 200	65 400	48,8	20	0,84	0,81	5 200	0,02
	37 200	65 400	48,8					
	49 800	103 100	60,9					
4×4×18	39 800	67 700	42,7	24	0,85	0,83	5 200	0,02
	39 800	67 700	42,7					
	52 500	104 000	52,7					
4×4×18	40 600	65 800	37,3	26	0,86	0,84	5 200	0,02
	40 600	65 800	37,3					
	53 300	100 500	45,8					
4×4×18	44 400	65 200	26,2	35	0,85	0,83	5 200	0,04
	44 400	65 200	26,2					
	59 100	101 200	32,6					
4×4×18	46 500	67 000	23,5	40	0,83	0,80	5 200	0,04
	46 500	67 000	23,5					
	61 100	101 600	28,9					
4×4×18	46 000	60 200	15,7	50	0,67	0,50	5 200	0,07
	46 000	60 200	15,7					
	65 700	103 000	20,5					

Roller screw drives

Cylindrical nut, single-piece
Standard design



RGT-VTE, RGT-STE

001661BB

Dimension table (continued) - Dimensions in mm

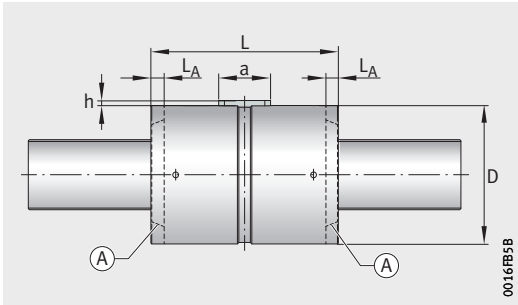
Nominal diameter d_0	Designation	Pitch P	Mobility level	Variant ¹⁾	Ⓐ	Mass m ≈ kg	Dimensions			Mounting dimensions		
							D g6	L h12	L_A	a	b h9	h
21	RGT-VTE-021.02 RGT-STE-021.02	2	5	A	●	0,5	45	64	—	20	5	2
	B			—	0,5	64		—				
	RGT-VTE-021.04 RGT-STE-021.04	4	5	A	●	0,5	45	64	—	20	5	2
	B			—	0,5	64		—				
	RGT-VTE-021.05 RGT-STE-021.05	5	5	A	●	0,5	45	64	—	20	5	2
	B			—	0,5	64		—				
	RGT-VTE-021.06 RGT-STE-021.06	6	5	A	●	0,5	45	64	—	20	5	2
	B			—	0,5	64		—				
	RGT-VTE-021.10 RGT-STE-021.10	10	5	A	●	0,5	45	64	—	20	5	2
	B			—	0,5	64		—				
	RGT-VTE-021.12 RGT-STE-021.12	12	5	A	●	0,5	45	64	—	20	5	2
	B			—	0,5	64		—				
	RGT-VTE-021.20 RGT-STE-021.20	20	5	A	●	0,5	45	64	—	20	5	2
	B			—	0,5	64		—				

Ⓐ Wipers: ● with wiper.

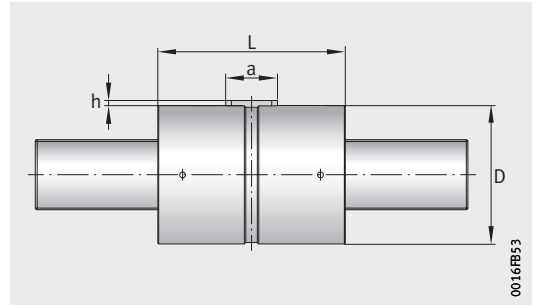
1) Depending on the variant, nuts are available without a wiper (suffix 0AB), with a wiper (suffix 1AB) or with two wipers (suffix 2AB). Please specify in the ordering designation.

2) Overrunning frictional torque for preloaded nuts RGT-VTE.

3) Maximum axial clearance for non-preloaded nuts RGT-STE.



With wiper

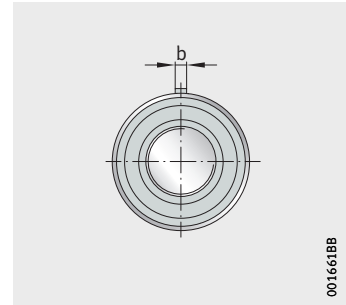


Without wiper

Feather key DIN 6885	Basic load ratings		Spring characteristic number c_K $N^{2/3}/\mu m$	Frictional torque ²⁾ M_V Ncm	Theoretical efficiency		Limiting speed n_G min^{-1}	Axial clear- ance ³⁾
	dyn. C N	stat. C_0 N			η_1	η_2		
5×5×20	43 600	90 200	93,3	20	0,75	0,67	5 200	0,02
	56 800	137 600	114,4					
5×5×20	51 600	90 700	58,8	22	0,83	0,80	5 200	0,02
	66 500	136 100	71,6					
5×5×20	54 500	91 000	50,7	25	0,85	0,82	5 200	0,02
	70 800	138 300	62,1					
5×5×20	56 200	89 400	44,4	30	0,86	0,83	5 200	0,02
	72 600	134 700	54,2					
5×5×20	59 900	83 200	30,4	38	0,86	0,83	5 200	0,04
	79 200	129 900	37,7					
5×5×20	63 000	85 500	27,2	45	0,84	0,81	5 200	0,04
	82 300	130 300	33,4					
5×5×20	55 500	62 800	15,9	60	0,71	0,59	5 200	0,07
	71 100	92 600	19,2					

Roller screw drives

Cylindrical nut, single-piece
Standard design



RGT-VTE, RGT-STE

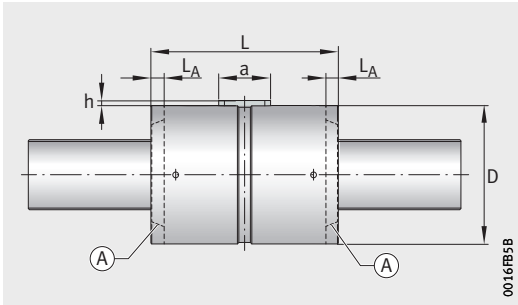
001661BB

Dimension table (continued) - Dimensions in mm

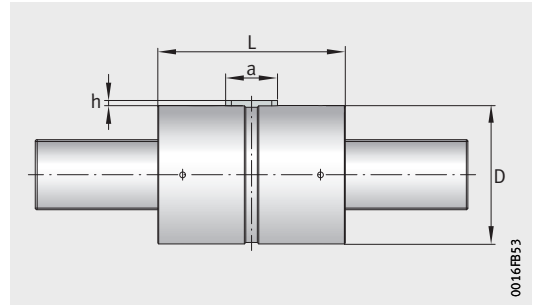
Nominal diameter d_0	Designation	Pitch P	Mobility level	Variant ¹⁾	⊗	Mass m ≈ kg	Dimensions			Mounting dimensions		
							D g6	L h12	L_A	a	b h9	h
24	RGT-VTE-024.02 RGT-STE-024.02	2	5	A	-	0,4	48	55	-	18	4	1,5
				A	●	0,6		65	-			
				B	-	0,6		65	-			
	RGT-VTE-024.04 RGT-STE-024.04	4	5	A	-	0,4	48	55	-	18	4	1,5
				A	●	0,6		65	-			
				B	-	0,6		65	-			
	RGT-VTE-024.05 RGT-STE-024.05	5	5	A	-	0,4	48	55	-	18	4	1,5
				A	●	0,6		65	-			
				B	-	0,6		65	-			
	RGT-VTE-024.06 RGT-STE-024.06	6	5	A	-	0,4	48	55	-	18	4	1,5
				A	●	0,6		65	-			
				B	-	0,6		65	-			
	RGT-VTE-024.12 RGT-STE-024.12	12	5	A	-	0,4	48	55	-	18	4	1,5
				A	●	0,6		65	-			
				B	-	0,6		65	-			
	RGT-VTE-024.20 RGT-STE-024.20	20	5	A	-	0,4	48	55	-	18	4	1,5
				A	●	0,6		65	-			
				B	-	0,6		65	-			

⊗ Wipers: ● with wiper.

- 1) Depending on the variant, nuts are available without a wiper (suffix 0AB), with a wiper (suffix 1AB) or with two wipers (suffix 2AB). Please specify in the ordering designation.
- 2) Overrunning frictional torque for preloaded nuts RGT-VTE.
- 3) Maximum axial clearance for non-preloaded nuts RGT-STE.



With wiper

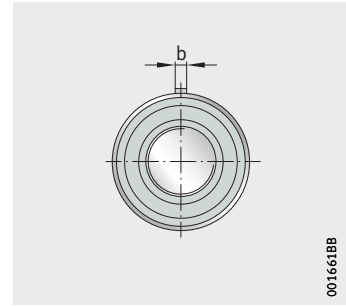


Without wiper

Feather key DIN 6885	Basic load ratings		Spring characteristic number c_K $N^{2/3}/\mu m$	Frictional torque ²⁾ M_V Ncm	Theoretical efficiency		Limiting speed n_G min^{-1}	Axial clear- ance ³⁾
	dyn. C N	stat. C_0 N			η_1	η_2		
4×4×18	42 000	77 400	86,4	24	0,73	0,62	5 000	0,02
	42 000	77 400	86,4					
	60 600	143 200	114,9					
4×4×18	49 600	78 100	54,5	28	0,82	0,78	5 000	0,02
	49 600	78 100	54,5					
	71 700	143 800	72,4					
4×4×18	52 400	78 400	46,9	32	0,84	0,81	5 000	0,02
	52 400	78 400	46,9					
	76 000	145 200	62,6					
4×4×18	54 700	78 700	41,6	50	0,85	0,83	5 000	0,02
	54 700	78 700	41,6					
	77 500	140 100	54,5					
4×4×18	58 500	69 100	24,4	70	0,85	0,83	5 000	0,04
	58 500	69 100	24,4					
	90 700	141 800	34,3					
4×4×18	60 300	64 000	16,5	85	0,77	0,69	5 000	0,07
	60 300	64 000	16,5					
	90 300	122 900	22,6					

Roller screw drives

Cylindrical nut, single-piece
Standard design



RGT-VTE, RGT-STE

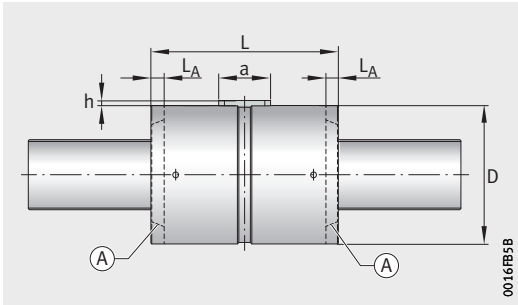
001661BB

Dimension table (continued) - Dimensions in mm

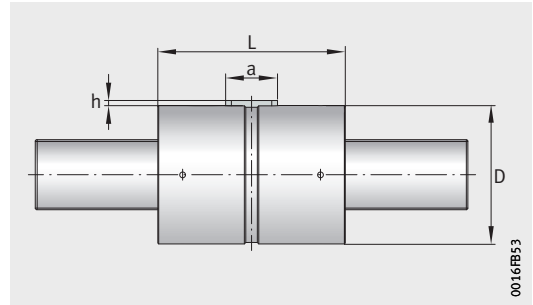
Nominal diameter d_0	Designation	Pitch P	Mobility level	Variant ¹⁾	⊙	Mass m ≈ kg	Dimensions			Mounting dimensions		
							D g6	L h12	L_A	a	b h9	h
25	RGT-VTE-025.02 RGT-STE-025.02	2	5	A	●	0,7	53	78	–	25	6	2,5
	B			–	0,8	78		–				
	RGT-VTE-025.04 RGT-STE-025.04	4	5	A	●	0,7	53	78	–	25	6	2,5
	B			–	0,8	78		–				
	RGT-VTE-025.05 RGT-STE-025.05	5	5	A	●	0,7	53	78	–	25	6	2,5
	B			–	0,8	78		–				
	RGT-VTE-025.06 RGT-STE-025.06	6	5	A	●	0,7	53	78	–	25	6	2,5
	B			–	0,8	78		–				
	RGT-VTE-025.12 RGT-STE-025.12	12	5	A	●	0,7	53	78	–	25	6	2,5
	B			–	0,8	78		–				
	RGT-VTE-025.20 RGT-STE-025.20	20	5	A	●	0,7	53	78	–	25	6	2,5
	B			–	0,8	78		–				

⊙ Wipers: ● with wiper.

- 1) Depending on the variant, nuts are available without a wiper (suffix 0AB), with a wiper (suffix 1AB) or with two wipers (suffix 2AB). Please specify in the ordering designation.
- 2) Overrunning frictional torque for preloaded nuts RGT-VTE.
- 3) Maximum axial clearance for non-preloaded nuts RGT-STE.



With wiper

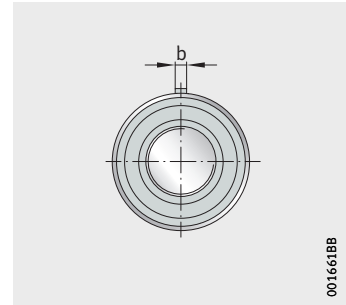


Without wiper

Feather key DIN 6885	Basic load ratings		Spring characteristic number c_K $N^{2/3}/\mu m$	Frictional torque ²⁾ M_V Ncm	Theoretical efficiency		Limiting speed n_G min^{-1}	Axial clear- ance ³⁾
	dyn. C N	stat. C_0 N			η_1	η_2		
6×6×25	62 300	146 700	115,9	26	0,72	0,61	5 000	0,02
	76 700	204 000	136,0					
6×6×25	51 100	79 700	54,9	38	0,82	0,78	5 000	0,02
	90 100	202 200	85,2					
6×6×25	78 200	148 800	63,1	43	0,84	0,81	5 000	0,02
	96 100	206 100	74,0					
6×6×25	79 800	143 600	54,9	58	0,85	0,82	5 000	0,02
	100 000	205 200	65,4					
6×6×25	93 500	145 400	34,6	75	0,86	0,83	5 000	0,04
	114 600	199 900	40,5					
6×6×25	72 800	84 500	18,8	90	0,78	0,72	5 000	0,07
	122 600	192 900	28,1					

Roller screw drives

Cylindrical nut, single-piece
Standard design



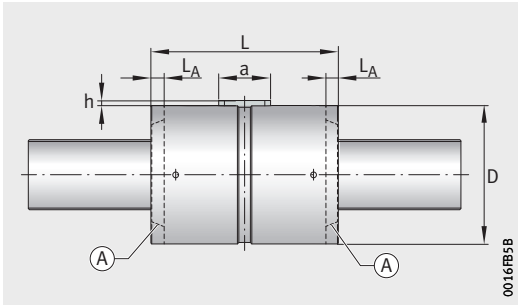
RGT-VTE, RGT-STE

Dimension table (continued) - Dimensions in mm

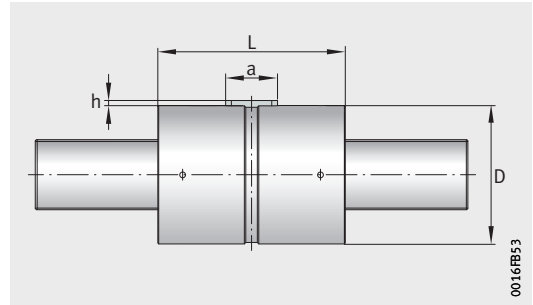
Nominal diameter d_0	Designation	Pitch P	Mobility level	Variant ¹⁾	ⓐ	Mass m ≈ kg	Dimensions			Mounting dimensions		
							D g6	L h12	L_A	a	b h9	h
27	RGT-VTE-027.02 RGT-STE-027.02	2	5	A	–	0,6	55	55	–	18	4	1,5
				A	●	0,6		69	–			
				B	–	0,8		69	–			
		2	5	C	–	0,8	55	79	–	18	4	1,5
				C	●	0,8		79	–			
				D	–	0,8		79	–			
	RGT-VTE-027.04 RGT-STE-027.04	4	5	A	–	0,6	55	55	–	18	4	1,5
				A	●	0,6		69	–			
				B	–	0,8		69	–			
		4	5	C	–	0,8	55	79	–	18	4	1,5
				C	●	0,8		79	–			
				D	–	0,8		79	–			
RGT-VTE-027.05 RGT-STE-027.05	5	5	A	–	0,6	55	55	–	18	4	1,5	
			A	●	0,6		69	–				
			B	–	0,8		69	–				
	5	5	C	–	0,8	55	79	–	18	4	1,5	
			C	●	0,8		79	–				
			D	–	0,8		79	–				
RGT-VTE-027.06 RGT-STE-027.06	6	5	A	–	0,6	55	55	–	18	4	1,5	
			A	●	0,6		69	–				
			B	–	0,8		69	–				
	6	5	C	–	0,8	55	79	–	18	4	1,5	
			C	●	0,8		79	–				
			D	–	0,8		79	–				

ⓐ Wipers: ● with wiper.

- 1) Depending on the variant, nuts are available without a wiper (suffix 0AB), with a wiper (suffix 1AB) or with two wipers (suffix 2AB). Please specify in the ordering designation.
- 2) Overrunning frictional torque for preloaded nuts RGT-VTE.
- 3) Maximum axial clearance for non-preloaded nuts RGT-STE.



With wiper

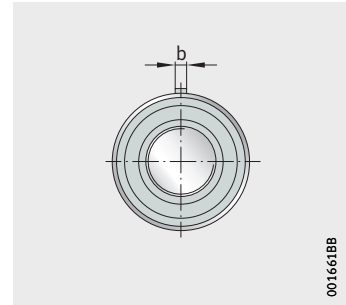


Without wiper

Feather key DIN 6885	Basic load ratings		Spring characteristic number	Frictional torque ²⁾ M _V Ncm	Theoretical efficiency		Limiting speed n _G min ⁻¹	Axial clear- ance ³⁾
	dyn. C N	stat. C ₀ N	c _K N ^{2/3} /μm		η ₁	η ₂		
4×4×18	45 400	75 900	85,5	28	0,71	0,58	4 900	0,02
	45 400	75 900	85,5					
	68 800	153 500	117,6					
4×4×18	62 300	130 300	108,9	28	0,71	0,58	4 900	0,02
	62 300	130 300	108,9					
	84 800	214 400	138,0					
4×4×18	52 500	74 500	53,2	40	0,81	0,76	4 900	0,02
	52 500	74 500	53,2					
	80 900	154 200	74,1					
4×4×18	73 200	131 000	68,6	40	0,81	0,76	4 900	0,02
	73 200	131 000	68,6					
	99 000	212 500	86,5					
4×4×18	54 400	72 900	45,3	45	0,83	0,80	4 900	0,02
	54 400	72 900	45,3					
	83 600	149 900	62,9					
4×4×18	75 400	126 700	58,2	45	0,83	0,80	4 900	0,02
	75 400	126 700	58,2					
	103 400	210 400	74,1					
4×4×18	58 600	77 300	41,1	60	0,85	0,82	4 900	0,02
	58 600	77 300	41,1					
	87 100	150 200	55,7					
4×4×18	76 900	122 500	50,6	60	0,85	0,82	4 900	0,02
	76 900	122 500	50,6					
	107 000	208 200	65,2					

Roller screw drives

Cylindrical nut, single-piece
Standard design



RGT-VTE, RGT-STE

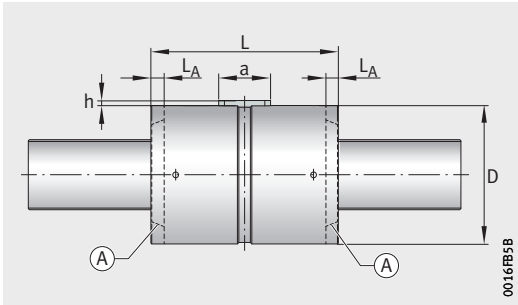
001661BB

Dimension table (continued) - Dimensions in mm

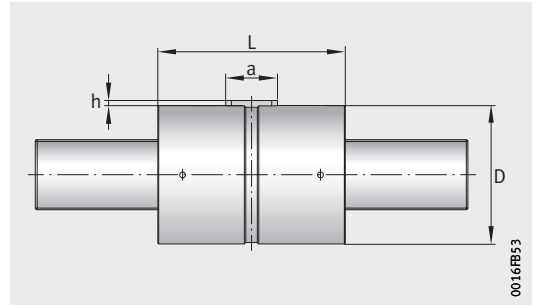
Nominal diameter d_0	Designation	Pitch P	Mobility level	Variant ¹⁾	ⓐ	Mass m ≈ kg	Dimensions			Mounting dimensions		
							D g6	L h12	L_A	a	b h9	h
27	RGT-VTE-027.08 RGT-STE-027.08	8	5	A	-	0,6	55	55	-	18	4	1,5
				A	●	0,6		69	-			
				B	-	0,8		69	-			
		8	5	C	-	0,8	55	79	-	18	4	1,5
				C	●	0,8		79	-			
				D	-	0,8		79	-			
	RGT-VTE-027.15 RGT-STE-027.15	15	5	A	-	0,6	55	55	-	18	4	1,5
				A	●	0,6		69	-			
				B	-	0,8		69	-			
		15	5	C	-	0,8	55	79	-	18	4	1,5
				C	●	0,8		79	-			
				D	-	0,8		79	-			
RGT-VTE-027.25 RGT-STE-027.25	25	5	B	-	0,8	55	69	-	18	4	1,5	
	25	5	C	-	0,8	55	79	-	18	4	1,5	
			C	●	0,8		79	-				
			D	-	0,8		79	-				

ⓐ Wipers: ● with wiper.

- 1) Depending on the variant, nuts are available without a wiper (suffix 0AB), with a wiper (suffix 1AB) or with two wipers (suffix 2AB). Please specify in the ordering designation.
- 2) Overrunning frictional torque for preloaded nuts RGT-VTE.
- 3) Maximum axial clearance for non-preloaded nuts RGT-STE.



With wiper

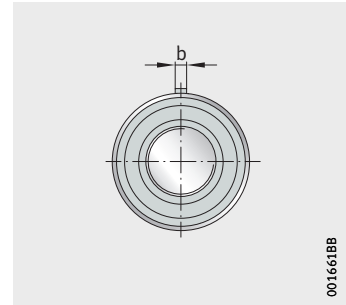


Without wiper

Feather key DIN 6885	Basic load ratings		Spring characteristic number c_K $N^{2/3}/\mu m$	Frictional torque ²⁾ M_V Ncm	Theoretical efficiency		Limiting speed n_G min^{-1}	Axial clear- ance ³⁾
	dyn. C N	stat. C_0 N			η_1	η_2		
4×4×18	61 500	75 900	33,5	75	0,86	0,84	4 900	0,02
	61 500	75 900	33,5					
	94 800	155 600	46,7					
4×4×18	83 900	127 800	42,5	75	0,86	0,84	4 900	0,02
	83 900	127 800	42,5					
	116 000	213 800	54,5					
4×4×18	66 500	71 200	21,1	90	0,85	0,82	4 900	0,04
	66 500	71 200	21,1					
	106 200	153 200	30,2					
4×4×18	90 600	118 800	26,8	90	0,85	0,82	4 900	0,04
	90 600	118 800	26,8					
	129 000	207 400	35,1					
4×4×18	86 300	99 800	16,7	100	0,72	0,62	4 900	0,07
	86 300	99 800	16,7					
	110 900	147 300	20,2					

Roller screw drives

Cylindrical nut, single-piece
Standard design



RGT-VTE, RGT-STE

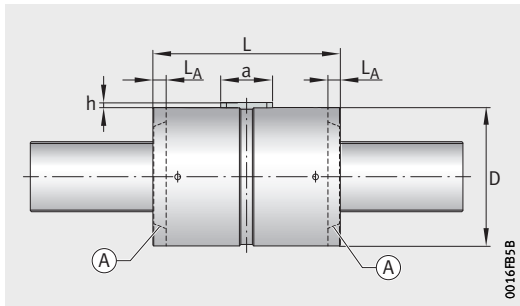
001661BB

Dimension table (continued) - Dimensions in mm

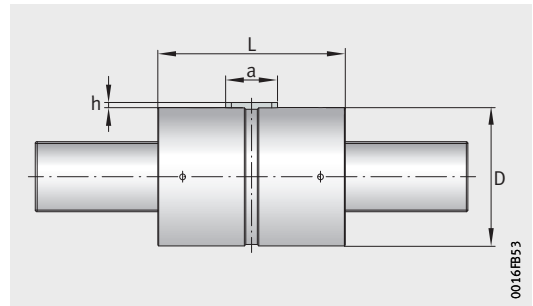
Nominal diameter d_0	Designation	Pitch P	Mobility level	Variant ¹⁾	ⓐ	Mass m ≈ kg	Dimensions			Mounting dimensions		
							D g6	L h12	L_A	a	b h9	h
30	RGT-VTE-030.02 RGT-STE-030.02	2	5	A	-	0,8	62	55	-	22	5	2
				A	●	0,9		69	-			
				B	-	1,1		69	-			
		2	5	C	-	1,3	64	85	-	32	6	2,5
				C	●	1,3		85	-			
				D	-	1,3		85	-			
	RGT-VTE-030.04 RGT-STE-030.04	4	5	A	-	0,8	62	55	-	22	5	2
				A	●	0,9		69	-			
				B	-	1,1		69	-			
		4	5	C	-	1,3	64	85	-	32	6	2,5
				C	●	1,3		85	-			
				D	-	1,3		85	-			
RGT-VTE-030.05 RGT-STE-030.05	5	5	A	-	0,8	62	55	-	22	5	2	
			A	●	0,9		69	-				
			B	-	1,1		69	-				
	5	5	C	-	1,3	64	85	-	32	6	2,5	
			C	●	1,3		85	-				
			D	-	1,3		85	-				
RGT-VTE-030.06 RGT-STE-030.06	6	5	A	-	0,8	62	55	-	22	5	2	
			A	●	0,9		69	-				
			B	-	1,1		69	-				
	6	5	C	-	1,3	64	85	-	32	6	2,5	
			C	●	1,3		85	-				
			D	-	1,3		85	-				

ⓐ Wipers: ● with wiper.

- 1) Depending on the variant, nuts are available without a wiper (suffix 0AB), with a wiper (suffix 1AB) or with two wipers (suffix 2AB). Please specify in the ordering designation.
- 2) Overrunning frictional torque for preloaded nuts RGT-VTE.
- 3) Maximum axial clearance for non-preloaded nuts RGT-STE.



With wiper

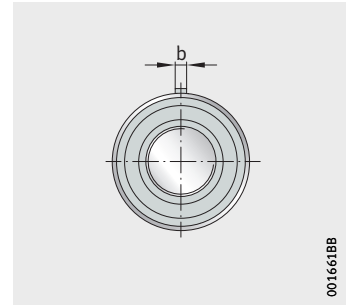


Without wiper

Feather key DIN 6885	Basic load ratings		Spring characteristic number	Frictional torque ²⁾ M _V Ncm	Theoretical efficiency		Limiting speed n _G min ⁻¹	Axial clear- ance ³⁾
	dyn. C N	stat. C ₀ N	c _K N ^{2/3} /μm		η ₁	η ₂		
5×5×22	49 300	75 200	85,1	30	0,69	0,54	4 700	0,02
	49 300	75 200	85,1					
	76 000	157 900	118,1					
6×6×32	79 700	170 700	122,5	30	0,69	0,54	4 700	0,02
	79 700	170 700	122,5					
	102 900	256 300	148,6					
5×5×22	56 600	73 900	52,9	45	0,80	0,75	4 700	0,02
	56 600	73 900	52,9					
	88 700	158 700	74,4					
6×6×32	92 200	168 900	76,6	45	0,80	0,75	4 700	0,02
	92 200	168 900	76,6					
	119 300	254 300	93,1					
5×5×22	60 400	76 400	46,2	55	0,82	0,78	4 700	0,02
	60 400	76 400	46,2					
	93 200	159 100	64,1					
6×6×32	97 800	171 800	66,5	55	0,82	0,78	4 700	0,02
	97 800	171 800	66,5					
	126 700	258 800	80,9					
5×5×22	61 900	74 600	40,4	70	0,84	0,81	4 700	0,02
	61 900	74 600	40,4					
	97 100	159 400	56,8					
6×6×32	99 900	167 100	58,0	70	0,84	0,81	4 700	0,02
	99 900	167 100	58,0					
	130 500	255 000	71,1					

Roller screw drives

Cylindrical nut, single-piece
Standard design



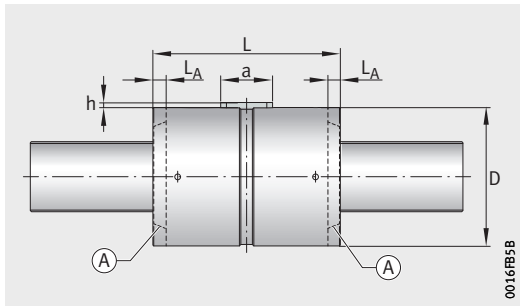
RGT-VTE, RGT-STE

Dimension table (continued) - Dimensions in mm

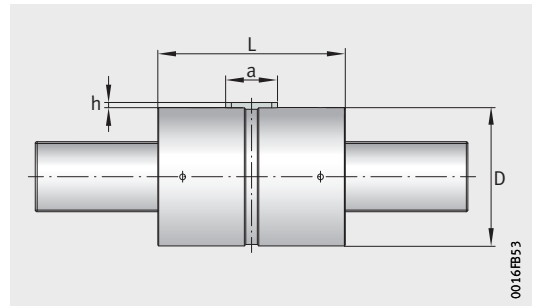
Nominal diameter d_0	Designation	Pitch P	Mobility level	Variant ¹⁾	⊗	Mass m ≈ kg	Dimensions			Mounting dimensions		
							D g6	L h12	L_A	a	b h9	h
30	RGT-VTE-030.08 RGT-STE-030.08	8	5	A	-	0,8	62	55	-	22	5	2
				A	●	0,9		69	-			
				B	-	1,1		69	-			
		8	5	C	-	1,3	64	85	-	32	6	2,5
				C	●	1,3		85	-			
				D	-	1,3		85	-			
	RGT-VTE-030.10 RGT-STE-030.10	10	5	A	-	0,8	62	55	-	22	5	2
				A	●	0,9		69	-			
				B	-	1,1		69	-			
		10	5	C	-	1,3	64	85	-	32	6	2,5
				C	●	1,3		85	-			
				D	-	1,3		85	-			
RGT-VTE-030.20 RGT-STE-030.20	20	5	A	-	0,8	62	55	-	22	5	2	
			A	●	0,9		69	-				
			B	-	1,1		69	-				
	20	5	C	-	1,3	64	85	-	32	6	2,5	
			C	●	1,3		85	-				
			D	-	1,3		85	-				

⊗ Wipers: ● with wiper.

- 1) Depending on the variant, nuts are available without a wiper (suffix 0AB), with a wiper (suffix 1AB) or with two wipers (suffix 2AB). Please specify in the ordering designation.
- 2) Overrunning frictional torque for preloaded nuts RGT-VTE.
- 3) Maximum axial clearance for non-preloaded nuts RGT-STE.



With wiper

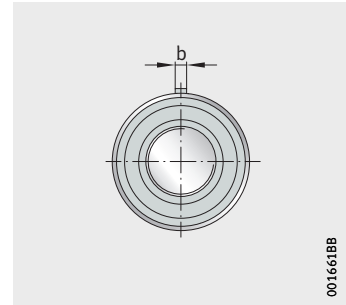


Without wiper

Feather key DIN 6885	Basic load ratings		Spring characteristic number c_K $N^{2/3}/\mu m$	Frictional torque ²⁾ M_V Ncm	Theoretical efficiency		Limiting speed n_G min^{-1}	Axial clear- ance ³⁾
	dyn. C N	stat. C_0 N			η_1	η_2		
5×5×22	63 800	71 100	32,5	80	0,86	0,83	4 700	0,02
	63 800	71 100	32,5					
	101 300	155 200	46,2					
6×6×32	105 400	165 300	47,6	80	0,86	0,83	4 700	0,02
	105 400	165 300	47,6					
	137 000	250 200	58,0					
5×5×22	64 600	67 700	27,3	100	0,86	0,84	4 700	0,04
	64 600	67 700	27,3					
	103 000	148 400	38,9					
6×6×32	113 600	173 700	41,9	100	0,86	0,84	4 700	0,04
	113 600	173 700	41,9					
	144 700	253 700	50,3					
5×5×22	73 900	71 100	17,2	140	0,82	0,78	4 700	0,07
	73 900	71 100	17,2					
	123 900	164 600	25,4					
6×6×32	123 900	164 600	25,4	140	0,82	0,78	4 700	0,07
	123 900	164 600	25,4					
	159 600	243 500	30,8					

Roller screw drives

Cylindrical nut, single-piece
Standard design



RGT-VTE, RGT-STE

001661BB

Dimension table (continued) - Dimensions in mm

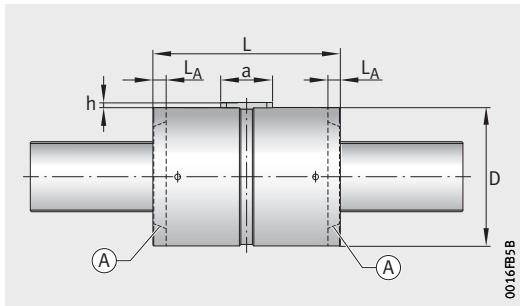
Nominal diameter d_0	Designation	Pitch P	Mobility level	Variant ¹⁾	⊗	Mass m ≈ kg	Dimensions			Mounting dimensions		
							D g6	L h12	L_A	a	b h9	h
33	RGT-VTE-033.05 RGT-STE-033.05	5	5	A	-	1,5	68	80	-	32	5	2
				A	●	1,6		94	-			
36	RGT-VTE-036.02 RGT-STE-036.02	2	5	A	-	1,3	75	68	-	22	5	2
				A	●	1,3		82	-			
				B	-	1,6		82	-			
				B	-	1,6		82	-			
	RGT-VTE-036.04 RGT-STE-036.04	4	5	A	-	1,3	75	68	-	22	5	2
				A	●	1,3		82	-			
				B	-	1,6		82	-			
	RGT-VTE-036.05 RGT-STE-036.05	5	5	A	-	1,3	75	68	-	22	5	2
				A	●	1,3		82	-			
				B	-	1,6		82	-			
	RGT-VTE-036.06 RGT-STE-036.06	6	5	A	-	1,3	75	68	-	22	5	2
				A	●	1,3		82	-			
B				-	1,6	82		-				
RGT-VTE-036.08 RGT-STE-036.08	8	5	A	-	1,3	75	68	-	22	5	2	
			A	●	1,3		82	-				
			B	-	1,6		82	-				
RGT-VTE-036.10 RGT-STE-036.10	10	5	A	-	1,3	75	68	-	22	5	2	
			A	●	1,3		82	-				
			B	-	1,6		82	-				
RGT-VTE-036.20 RGT-STE-036.20	20	5	A	-	1,3	75	68	-	22	5	2	
			A	●	1,3		82	-				
			B	-	1,6		82	-				
RGT-VTE-036.25 RGT-STE-036.25	25	5	A	-	1,3	75	68	-	22	5	2	
			A	●	1,3		82	-				
			B	-	1,6		82	-				
RGT-VTE-036.30 RGT-STE-036.30	30	5	A	-	1,3	75	68	-	22	5	2	
			A	●	1,3		82	-				
			B	-	1,6		82	-				

⊗ Wipers: ● with wiper.

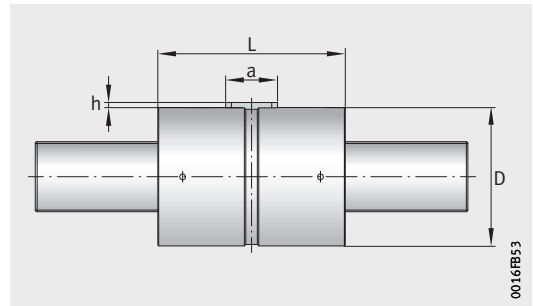
1) Depending on the variant, nuts are available without a wiper (suffix 0AB), with a wiper (suffix 1AB) or with two wipers (suffix 2AB). Please specify in the ordering designation.

2) Overrunning frictional torque for preloaded nuts RGT-VTE.

3) Maximum axial clearance for non-preloaded nuts RGT-STE.



With wiper

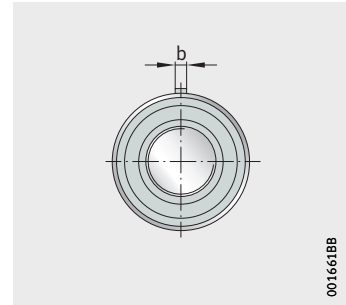


Without wiper

Feather key DIN 6885	Basic load ratings		Spring characteristic number c_K $N^{2/3}/\mu m$	Frictional torque ²⁾ M_V Ncm	Theoretical efficiency		Limiting speed n_G min^{-1}	Axial clear- ance ³⁾
	dyn. C N	stat. C_0 N			η_1	η_2		
5×5×22	129 400	289 500	84,0	60	0,81	0,77	4 500	0,02
	129 400	289 500	84,0					
5×5×22	70 400	131 900	107,9	45	0,65	0,46	4 400	0,02
	70 400	131 900	107,9					
	98 200	233 300	139,2					
5×5×22	81 800	130 100	67,3	60	0,77	0,71	4 400	0,02
	81 800	130 100	67,3					
	115 500	234 200	87,7					
5×5×22	87 200	133 300	58,6	70	0,80	0,75	4 400	0,02
	87 200	133 300	58,6					
	121 600	234 700	75,6					
5×5×22	90 900	133 700	51,9	80	0,82	0,78	4 400	0,02
	90 900	133 700	51,9					
	124 900	229 100	66,1					
5×5×22	93 800	126 600	41,7	100	0,85	0,82	4 400	0,02
	93 800	126 600	41,7					
	133 400	230 000	54,6					
5×5×22	96 200	122 200	35,2	120	0,86	0,83	4 400	0,04
	96 200	122 200	35,2					
	137 000	221 800	46,2					
5×5×22	111 600	126 500	22,2	160	0,85	0,82	4 400	0,07
	111 600	126 500	22,2					
	152 100	211 200	28,1					
5×5×22	105 300	109 100	17,7	180	0,81	0,77	4 400	0,07
	105 300	109 100	17,7					
	158 500	213 400	24,3					
5×5×22	127 100	144 000	17,7	200	0,77	0,69	4 400	0,07
	127 100	144 000	17,7					
	170 300	230 400	22,2					

Roller screw drives

Cylindrical nut, single-piece
Standard design



RGT-VTE, RGT-STE

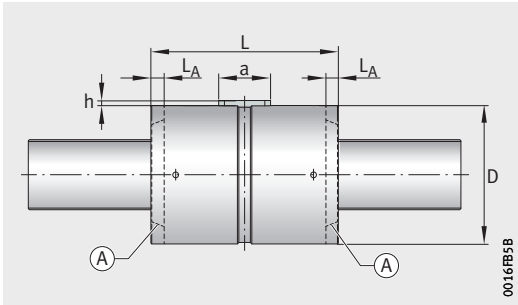
001661BB

Dimension table (continued) - Dimensions in mm

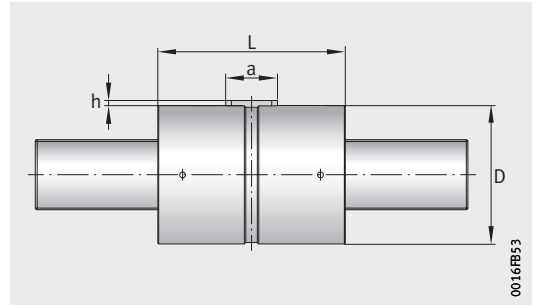
Nominal diameter d_0	Designation	Pitch P	Mobility level	Variant ¹⁾	ⓐ	Mass m ≈ kg	Dimensions			Mounting dimensions		
							D g6	L h12	L_A	a	b h9	h
39	RGT-VTE-039.02 RGT-STE-039.02	2	5	A	–	1,6	80	72	–	25	5	2
				A	●	1,7		90	–			
				B	–	1,8		90	–			
		2	5	C	–	1,9	80	100	–	40	8	3
				C	●	2,0		100	–			
				D	–	2,2		100	–			
	RGT-VTE-039.04 RGT-STE-039.04	4	5	A	–	1,6	80	72	–	25	5	2
				A	●	1,7		90	–			
				B	–	1,8		90	–			
		4	5	C	–	1,9	80	100	–	40	8	3
				C	●	2,0		100	–			
				D	–	2,2		100	–			
RGT-VTE-039.05 RGT-STE-039.05	5	5	A	–	1,6	80	72	–	25	5	2	
			A	●	1,7		90	–				
			B	–	1,8		90	–				
	5	5	C	–	1,9	80	100	–	40	8	3	
			C	●	2,0		100	–				
			D	–	2,2		100	–				
RGT-VTE-039.10 RGT-STE-039.10	10	5	A	–	1,6	80	72	–	25	5	2	
			A	●	1,7		90	–				
			B	–	1,8		90	–				
	10	5	C	–	1,9	80	100	–	40	8	3	
			C	●	2,0		100	–				
			D	–	2,2		100	–				

ⓐ Wipers: ● with wiper.

- 1) Depending on the variant, nuts are available without a wiper (suffix 0AB), with a wiper (suffix 1AB) or with two wipers (suffix 2AB). Please specify in the ordering designation.
- 2) Overrunning frictional torque for preloaded nuts RGT-VTE.
- 3) Maximum axial clearance for non-preloaded nuts RGT-STE.



With wiper

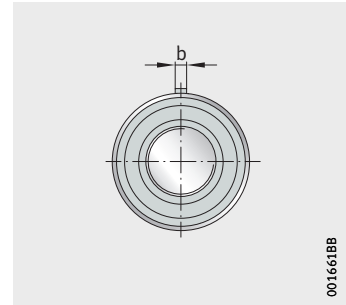


Without wiper

Feather key DIN 6885	Basic load ratings		Spring characteristic number c_K $N^{2/3}/\mu m$	Frictional torque ²⁾ M_V Ncm	Theoretical efficiency		Limiting speed n_G min^{-1}	Axial clearance ³⁾
	dyn. C N	stat. C_0 N			η_1	η_2		
5×5×25	84 000	156 900	116,0	80	0,63	0,42	4 200	0,02
	84 000	156 900	116,0					
	123 500	299 900	155,3					
8×7×40	114 900	266 500	147,1	80	0,63	0,42	4 200	0,02
	114 900	266 500	147,1					
	144 600	386 300	175,1					
5×5×25	98 100	157 900	73,1	95	0,76	0,69	4 200	0,02
	98 100	157 900	73,1					
	143 200	297 600	97,3					
8×7×40	133 200	264 300	92,1	95	0,76	0,69	4 200	0,02
	133 200	264 300	92,1					
	168 900	387 200	110,3					
5×5×25	100 900	152 600	62,0	110	0,79	0,74	4 200	0,02
	100 900	152 600	62,0					
	149 500	294 700	83,4					
8×7×40	138 900	261 500	78,9	110	0,79	0,74	4 200	0,02
	138 900	261 500	78,9					
	175 500	380 700	94,2					
5×5×25	117 600	155 000	39,0	170	0,85	0,83	4 200	0,04
	117 600	155 000	39,0					
	174 200	297 200	52,6					
8×7×40	161 800	264 000	49,7	170	0,85	0,83	4 200	0,04
	161 800	264 000	49,7					
	204 500	383 100	59,4					

Roller screw drives

Cylindrical nut, single-piece
Standard design



RGT-VTE, RGT-STE

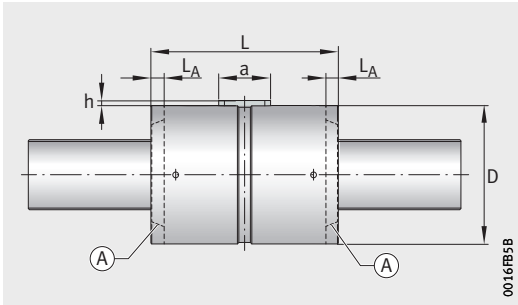
001661BB

Dimension table (continued) - Dimensions in mm

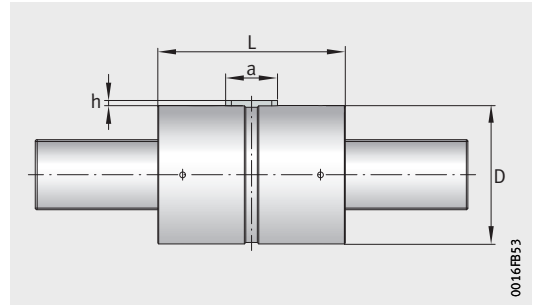
Nominal diameter d_0	Designation	Pitch P	Mobility level	Variant ¹⁾	⊗	Mass m ≈ kg	Dimensions			Mounting dimensions		
							D g6	L h12	L_A	a	b h9	h
39	RGT-VTE-039.20 RGT-STE-039.20	20	5	A	-	1,6	80	72	-	25	5	2
				A	●	1,7		90	-			
				B	-	1,8		90	-			
		20	5	C	-	1,9	80	100	-	40	8	3
				C	●	2,0		100	-			
				D	-	2,2		100	-			
	RGT-VTE-039.30 RGT-STE-039.30	30	5	A	-	1,6	80	72	-	25	5	2
				A	●	1,7		90	-			
				B	-	1,8		90	-			
		30	5	C	-	1,9	80	100	-	40	8	3
				C	●	2,0		100	-			
				D	-	2,2		100	-			

⊗ Wipers: ● with wiper.

- 1) Depending on the variant, nuts are available without a wiper (suffix 0AB), with a wiper (suffix 1AB) or with two wipers (suffix 2AB). Please specify in the ordering designation.
- 2) Overrunning frictional torque for preloaded nuts RGT-VTE.
- 3) Maximum axial clearance for non-preloaded nuts RGT-STE.



With wiper

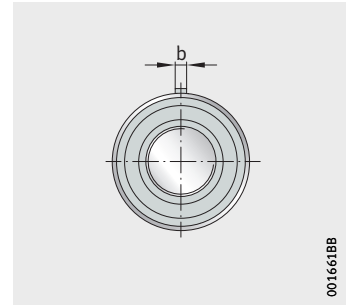


Without wiper

Feather key DIN 6885	Basic load ratings		Spring characteristic number c_K $N^{2/3}/\mu m$	Frictional torque ²⁾ M_V Ncm	Theoretical efficiency		Limiting speed n_G min^{-1}	Axial clear- ance ³⁾
	dyn. C N	stat. C_0 N			η_1	η_2		
5×5×25	135 700	159 800	24,6	240	0,85	0,83	4 200	0,07
	135 700	159 800	24,6					
	193 800	285 300	32,2					
8×7×40	179 500	252 500	30,4	240	0,85	0,83	4 200	0,07
	179 500	252 500	30,4					
	235 900	387 800	37,4					
5×5×25	136 800	149 800	18,0	300	0,79	0,74	4 200	0,07
	136 800	149 800	18,0					
	206 800	289 900	24,6					
8×7×40	183 900	241 000	22,5	300	0,79	0,74	4 200	0,07
	183 900	241 000	22,5					
	229 400	340 400	26,6					

Roller screw drives

Cylindrical nut, single-piece
Standard design



RGT-VTE, RGT-STE

001661BB

Dimension table (continued) - Dimensions in mm

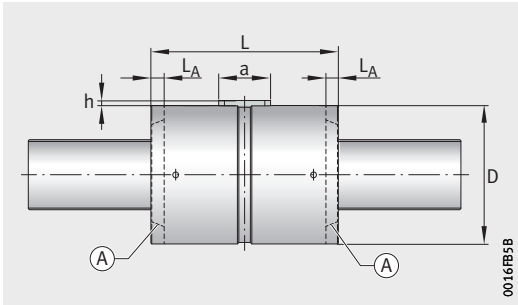
Nominal diameter d_0	Designation	Pitch P	Mobility level	Variant ¹⁾	⊗	Mass m ≈ kg	Dimensions			Mounting dimensions		
							D g6	L h12	L_A	a	b h9	h
44	RGT-VTE-044.12 RGT-STE-044.12	12	6	A	●	2,1	82	90	–	32	6	2,5
	B			–	2,5	90		–				
	RGT-VTE-044.24 RGT-STE-044.24	24	6	A	●	2,1	82	90	–	32	6	2,5
	B			–	2,5	90		–				
	RGT-VTE-044.30 RGT-STE-044.30	30	6	A	●	2,1	82	90	–	32	6	2,5
	B			–	2,5	90		–				
	RGT-VTE-044.36 RGT-STE-044.36	36	6	A	●	2,1	82	90	–	32	6	2,5
	B			–	2,5	90		–				
	RGT-VTE-044.42 RGT-STE-044.42	42	6	A	●	2,1	82	90	–	32	6	2,5
	B			–	2,5	90		–				

⊗ Wipers: ● with wiper.

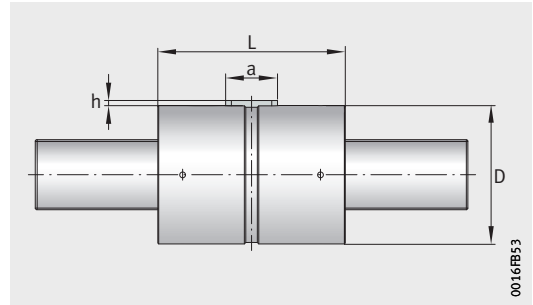
1) Depending on the variant, nuts are available without a wiper (suffix 0AB), with a wiper (suffix 1AB) or with two wipers (suffix 2AB). Please specify in the ordering designation.

2) Overrunning frictional torque for preloaded nuts RGT-VTE.

3) Maximum axial clearance for non-preloaded nuts RGT-STE.



With wiper

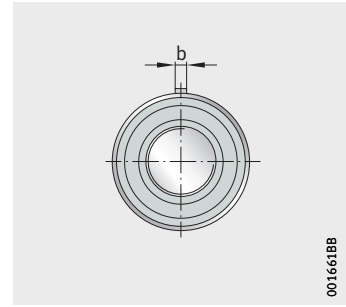


Without wiper

Feather key DIN 6885	Basic load ratings		Spring characteristic number c_K $N^{2/3}/\mu m$	Frictional torque ²⁾ M_V Ncm	Theoretical efficiency		Limiting speed n_G min^{-1}	Axial clearance ³⁾
	dyn. C N	stat. C_0 N			η_1	η_2		
6×6×32	132 900	207 000	46,0	180	0,86	0,83	4 100	0,04
	189 900	365 000	60,2					
6×6×32	138 000	179 300	26,8	280	0,85	0,82	4 100	0,07
	211 500	351 500	37,0					
6×6×32	155 300	206 000	24,5	320	0,82	0,78	4 100	0,07
	212 600	335 700	31,1					
6×6×32	163 700	216 600	22,1	360	0,77	0,71	4 100	0,07
	233 900	374 200	29,0					
6×6×32	190 700	269 600	22,1	400	0,71	0,59	4 100	0,07
	245 700	394 800	26,8					

Roller screw drives

Cylindrical nut, single-piece
Standard design



RGT-VTE, RGT-STE

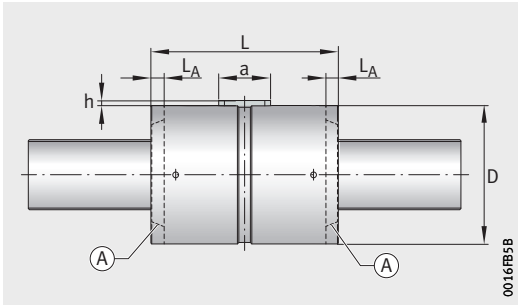
001661BB

Dimension table (continued) - Dimensions in mm

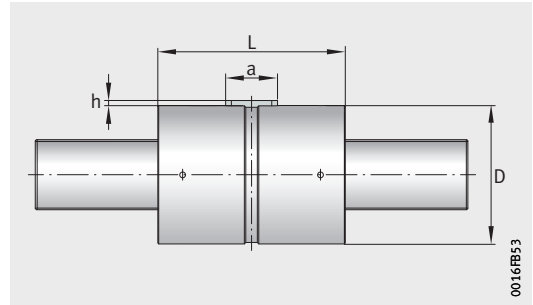
Nominal diameter d_0	Designation	Pitch P	Mobility level	Variant ¹⁾	ⓐ	Mass m ≈ kg	Dimensions			Mounting dimensions		
							D g6	L h12	L_A	a	b h9	h
48	RGT-VTE-048.05 RGT-STE-048.05	5	5	A	-	3,2	96	95	-	40	6	2,5
				A	●	3,5		113	-			
				B	-	3,7		113	-			
		5	5	C	-	4,0	100	127	-	45	8	3
				C	●	4,2		127	-			
				D	-	4,3		127	-			
	RGT-VTE-048.10 RGT-STE-048.10	10	5	A	-	3,2	96	95	-	40	6	2,5
				A	●	3,5		113	-			
				B	-	3,7		113	-			
		10	5	C	-	4,0	100	127	-	45	8	3
				C	●	4,2		127	-			
				D	-	4,3		127	-			
RGT-VTE-048.20 RGT-STE-048.20	20	5	A	-	3,2	96	95	-	40	6	2,5	
			A	●	3,5		113	-				
			B	-	3,7		113	-				
	20	5	C	-	4,0	100	127	-	45	8	3	
			C	●	4,2		127	-				
			D	-	4,3		127	-				

ⓐ Wipers: ● with wiper.

- 1) Depending on the variant, nuts are available without a wiper (suffix 0AB), with a wiper (suffix 1AB) or with two wipers (suffix 2AB). Please specify in the ordering designation.
- 2) Overrunning frictional torque for preloaded nuts RGT-VTE.
- 3) Maximum axial clearance for non-preloaded nuts RGT-STE.



With wiper

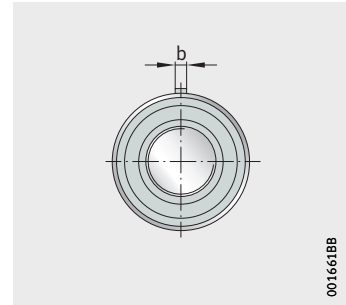


Without wiper

Feather key DIN 6885	Basic load ratings		Spring characteristic number c_K $N^{2/3}/\mu m$	Frictional torque ²⁾ M_V Ncm	Theoretical efficiency		Limiting speed n_G min^{-1}	Axial clear- ance ³⁾
	dyn. C N	stat. C_0 N			η_1	η_2		
6×6×40	165 300	349 300	89,8	180	0,76	0,69	3 800	0,02
	165 300	349 300	89,8					
	213 400	534 600	109,5					
8×7×45	202 900	492 200	105,3	180	0,76	0,69	3 800	0,02
	202 900	492 200	105,3					
	249 600	687 200	123,7					
6×6×40	188 900	332 800	55,1	200	0,84	0,81	3 800	0,02
	188 900	332 800	55,1					
	246 100	516 400	67,7					
8×7×45	233 600	474 300	65,0	200	0,84	0,81	3 800	0,02
	233 600	474 300	65,0					
	289 100	668 000	76,7					
6×6×40	214 300	319 500	33,8	280	0,86	0,84	3 800	0,07
	214 300	319 500	33,8					
	289 200	522 300	42,6					
8×7×45	274 500	480 300	40,9	280	0,86	0,84	3 800	0,07
	274 500	480 300	40,9					
	332 500	651 700	47,5					

Roller screw drives

Cylindrical nut, single-piece
Standard design



RGT-VTE, RGT-STE

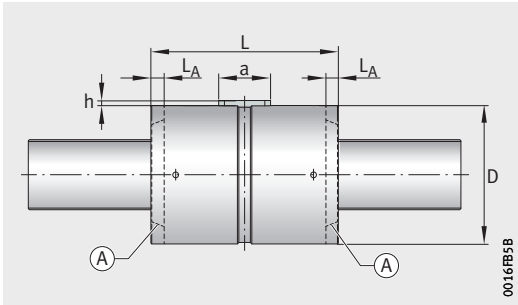
001661BB

Dimension table (continued) - Dimensions in mm

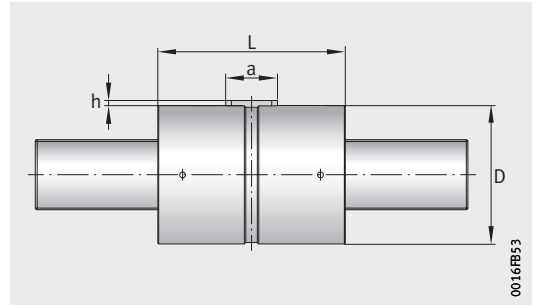
Nominal diameter d_0	Designation	Pitch P	Mobility level	Variant ¹⁾	⊗	Mass m ≈ kg	Dimensions			Mounting dimensions		
							D g6	L h12	L_A	a	b h9	h
48	RGT-VTE-048.30⁴⁾ RGT-STE-048.30⁴⁾	30	5	A	-	3,2	96	95	-	40	6	2,5
				A	●	3,5		113	-			
				B	-	3,7		113	-			
		30	5	C	-	4,0	100	127	-	45	8	3
				C	●	4,2		127	-			
				D	-	4,3		127	-			
	RGT-VTE-048.40 RGT-STE-048.40	40	5	A	-	3,2	96	95	-	40	6	2,5
				A	●	3,5		113	-			
				B	-	3,7		113	-			
		40	5	C	-	4,0	100	127	-	45	8	3
				C	●	4,2		127	-			
				D	-	4,3		127	-			

⊗ Wipers: ● with wiper.

- 1) Depending on the variant, nuts are available without a wiper (suffix 0AB), with a wiper (suffix 1AB) or with two wipers (suffix 2AB). Please specify in the ordering designation.
- 2) Overrunning frictional torque for preloaded nuts RGT-VTE.
- 3) Maximum axial clearance for non-preloaded nuts RGT-STE.
- 4) This size is available in mobility levels 5 and 6. Please add the mobility level to the ordering designation (suffix GG5 or GG6). Observe the dimension table, see page 40.



With wiper

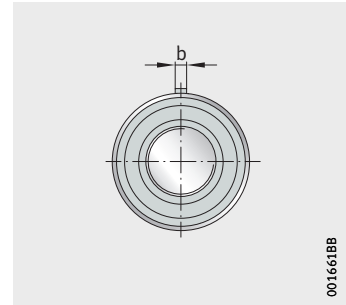


Without wiper

Feather key DIN 6885	Basic load ratings		Spring characteristic number c_K $N^{2/3}/\mu m$	Frictional torque ²⁾ M_V Ncm	Theoretical efficiency		Limiting speed n_G min^{-1}	Axial clear- ance ³⁾
	dyn. C N	stat. C_0 N			η_1	η_2		
6×6×40	222 700	325 300	25,8	340	0,83	0,80	3 800	0,07
	222 700	325 300	25,8					
	292 900	506 900	31,9					
8×7×45	269 800	444 700	29,9	340	0,83	0,80	3 800	0,07
	269 800	444 700	29,9					
	338 100	635 400	35,7					
6×6×40	221 300	330 900	21,3	420	0,77	0,69	3 800	0,07
	221 300	330 900	21,3					
	283 400	491 600	25,8					
8×7×45	283 400	491 600	25,8	420	0,77	0,69	3 800	0,07
	283 400	491 600	25,8					
	343 300	662 700	29,9					

Roller screw drives

Cylindrical nut, single-piece
Standard design



RGT-VTE, RGT-STE

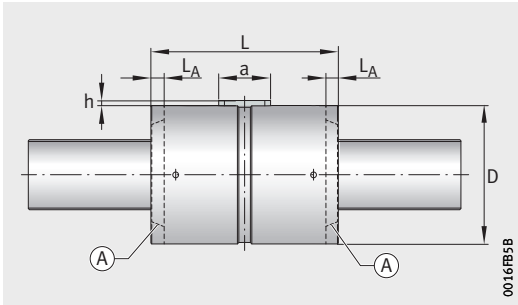
001661BB

Dimension table (continued) - Dimensions in mm

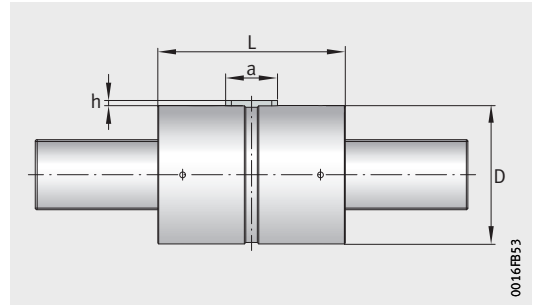
Nominal diameter d_0	Designation	Pitch P	Mobility level	Variant ¹⁾	ⓐ	Mass m ≈ kg	Dimensions			Mounting dimensions		
							D g6	L h12	L_A	a	b h9	h
48	RGT-VTE-048.06 RGT-STE-048.06	6	6	A	–	3,0	86	94	–	40	6	2,5
	A			●	3,3	86	104	–				
	RGT-VTE-048.12 RGT-STE-048.12	12	6	A	–	3,0	86	94	–	40	6	2,5
	A			●	3,3	86	104	–				
	RGT-VTE-048.18 RGT-STE-048.18	18	6	A	–	3,0	86	94	–	40	6	2,5
	A			●	3,3	86	104	–				
	RGT-VTE-048.30⁴⁾ RGT-STE-048.30⁴⁾	30	6	A	–	3,0	86	94	–	40	6	2,5
	A			●	3,3	86	104	–				

ⓐ Wipers: ● with wiper.

- 1) Depending on the variant, nuts are available without a wiper (suffix 0AB), with a wiper (suffix 1AB) or with two wipers (suffix 2AB). Please specify in the ordering designation.
- 2) Overrunning frictional torque for preloaded nuts RGT-VTE.
- 3) Maximum axial clearance for non-preloaded nuts RGT-STE.
- 4) This size is available in mobility levels 5 and 6. Please add the mobility level to the ordering designation (suffix GG5 or GG6). Observe the dimension table, see page 38.



With wiper

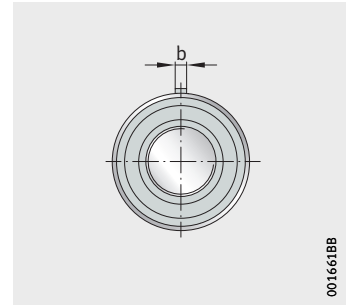


Without wiper

Feather key DIN 6885	Basic load ratings		Spring characteristic number c_K $N^{2/3}/\mu m$	Frictional torque ²⁾ M_V Ncm	Theoretical efficiency		Limiting speed n_G min^{-1}	Axial clearance ³⁾
	dyn. C N	stat. C_0 N			η_1	η_2		
6×6×40	147 200	333 900	91,1	200	0,79	0,73	3 800	0,04
	147 200	333 900	91,1					
6×6×40	170 800	327 000	56,6	250	0,85	0,83	3 800	0,07
	170 800	327 000	56,6					
6×6×40	187 600	329 700	43,2	280	0,86	0,84	3 800	0,07
	187 600	329 700	43,2					
6×6×40	197 900	306 600	29,4	380	0,83	0,80	3 800	0,07
	197 900	306 600	29,4					

Roller screw drives

Cylindrical nut, single-piece
Standard design



RGT-VTE, RGT-STE

001661BB

Dimension table (continued) - Dimensions in mm

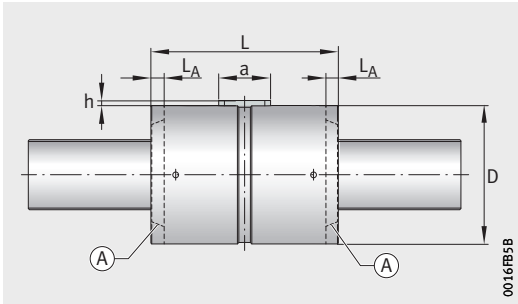
Nominal diameter d_0	Designation	Pitch P	Mobility level	Variant ¹⁾	ⓐ	Mass m ≈ kg	Dimensions			Mounting dimensions		
							D g6	L h12	L_A	a	b h9	h
56	RGT-VTE-056.12 RGT-STE-056.12	12	6	A	●	4,2	105	112	–	40	8	3
	B			–	4,7	112		–				
	RGT-VTE-056.24 RGT-STE-056.24	24	6	A	●	4,2	105	112	–	40	8	3
	B			–	4,7	112		–				
	RGT-VTE-056.30 RGT-STE-056.30	30	6	A	●	4,2	105	112	–	40	8	3
	B			–	4,7	112		–				
	RGT-VTE-056.36 RGT-STE-056.36	36	6	A	●	4,2	105	112	–	40	8	3
	B			–	4,7	112		–				

ⓐ Wipers: ● with wiper.

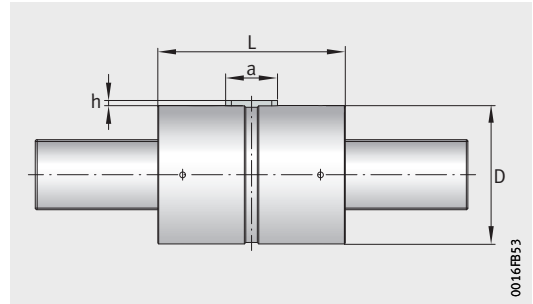
1) Depending on the variant, nuts are available without a wiper (suffix 0AB), with a wiper (suffix 1AB) or with two wipers (suffix 2AB). Please specify in the ordering designation.

2) Overrunning frictional torque for preloaded nuts RGT-VTE.

3) Maximum axial clearance for non-preloaded nuts RGT-STE.



With wiper

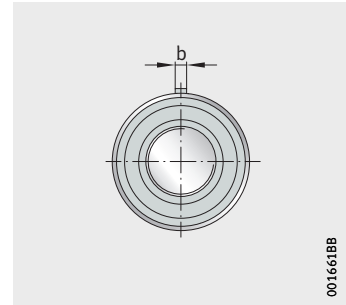


Without wiper

Feather key DIN 6885	Basic load ratings		Spring characteristic number c_K $N^{2/3}/\mu m$	Frictional torque ²⁾ M_V Ncm	Theoretical efficiency		Limiting speed n_G min^{-1}	Axial clear- ance ³⁾
	dyn. C N	stat. C_0 N			η_1	η_2		
8×7×40	195 300	335 400	56,7	320	0,84	0,81	3 500	0,04
	261 200	534 700	70,6					
8×7×40	217 600	320 800	34,7	400	0,86	0,84	3 500	0,07
	302 500	540 900	44,5					
8×7×40	231 700	334 400	30,3	480	0,85	0,82	3 500	0,07
	320 300	555 400	38,7					
8×7×40	220 900	306 300	25,6	560	0,83	0,79	3 500	0,07
	302 400	501 300	32,5					

Roller screw drives

Cylindrical nut, single-piece
Standard design



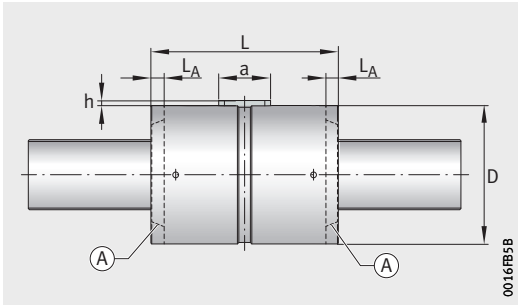
RGT-VTE, RGT-STE

Dimension table (continued) - Dimensions in mm

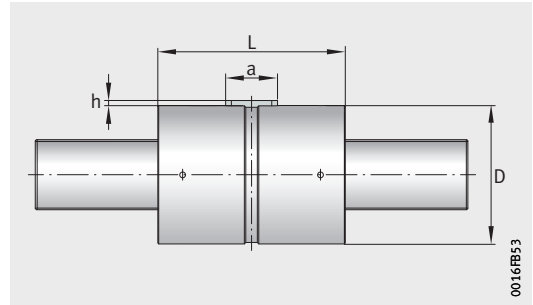
Nominal diameter d_0	Designation	Pitch P	Mobility level	Variant ¹⁾	⊗	Mass m ≈ kg	Dimensions			Mounting dimensions		
							D g6	L h12	L_A	a	b h9	h
63	RGT-VTE-063.05 RGT-STE-063.05	5	5	A	–	5,9	118	115	–	45	8	3
				A	●	6,1	118	133	–			
		5	5	C	–	7,8	122	152	–	45	8	3
				C	●	7,8	122	152	–			
				D	–	8,5	122	152	–			
				D	●	8,5	122	152	–			
	RGT-VTE-063.10 ³⁾ RGT-STE-063.10 ³⁾	10	5	A	–	5,9	118	115	–	45	8	3
				A	●	6,1	118	133	–			
		10	5	C	–	7,8	122	152	–	45	8	3
				C	●	7,8	122	152	–			
				D	–	8,5	122	152	–			
				D	●	8,5	122	152	–			
	RGT-VTE-063.15 RGT-STE-063.15	15	5	A	–	5,9	118	115	–	45	8	3
				A	●	6,1	118	133	–			
		15	5	C	–	7,8	122	152	–	45	8	3
				C	●	7,8	122	152	–			
				D	–	8,5	122	152	–			
				D	●	8,5	122	152	–			
	RGT-VTE-063.20 RGT-STE-063.20	20	5	A	–	5,9	118	115	–	45	8	3
				A	●	6,1	118	133	–			
		20	5	C	–	7,8	122	152	–	45	8	3
				C	●	7,8	122	152	–			
				D	–	8,5	122	152	–			
				D	●	8,5	122	152	–			
RGT-VTE-063.30 RGT-STE-063.30	30	5	A	–	5,9	118	115	–	45	8	3	
			A	●	6,1	118	133	–				
	30	5	C	–	7,8	122	152	–	45	8	3	
			C	●	7,8	122	152	–				
			D	–	8,5	122	152	–				
			D	●	8,5	122	152	–				

⊗ Wipers: ● with wiper.

- 1) Depending on the variant, nuts are available without a wiper (suffix 0AB), with a wiper (suffix 1AB) or with two wipers (suffix 2AB). Please specify in the ordering designation.
- 2) Maximum axial clearance for non-preloaded nuts RGT-STE.
- 3) This size is available in mobility levels 5 and 6. Please add the mobility level to the ordering designation (suffix GG5 or GG6). Observe the dimension table, see page 48.



With wiper

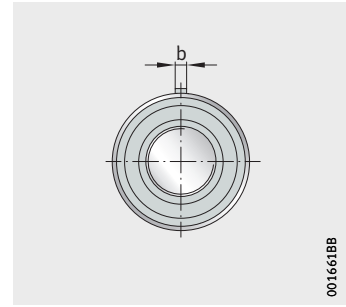


Without wiper

Feather key DIN 6885	Basic load ratings		Spring characteristic number c_K $N^{2/3}/\mu m$	Frictional torque M_V Ncm	Theoretical efficiency		Limiting speed n_G min^{-1}	Axial clear- ance ²⁾
	dyn. C N	stat. C_0 N			η_1	η_2		
8×7×45	248 700	508 400	105,1	-	0,72	0,61	3 000	0,02
	248 700	508 400	105,1					
8×7×45	315 700	756 100	126,0	-	0,72	0,61	3 000	0,02
	315 700	756 100	126,0					
	380 800	1 020 500	145,2					
8×7×45	286 100	500 000	65,5	-	0,82	0,78	3 000	0,04
	286 100	500 000	65,5					
8×7×45	368 500	760 100	79,4	-	0,82	0,78	3 000	0,04
	368 500	760 100	79,4					
	440 600	1 010 200	90,9					
8×7×45	312 800	504 100	50,0	-	0,85	0,82	3 000	0,07
	312 800	504 100	50,0					
8×7×45	394 000	737 200	59,6	-	0,85	0,82	3 000	0,07
	394 000	737 200	59,6					
	486 000	1 028 300	69,8					
8×7×45	326 200	508 000	41,3	-	0,86	0,84	3 000	0,07
	326 200	508 000	41,3					
8×7×45	401 600	714 400	48,3	-	0,86	0,84	3 000	0,07
	401 600	714 400	48,3					
	493 200	989 600	56,5					
8×7×45	326 700	515 800	31,5	-	0,86	0,83	3 000	0,07
	326 700	515 800	31,5					
8×7×45	411 600	748 900	37,5	-	0,86	0,83	3 000	0,07
	411 600	748 900	37,5					
	494 100	997 100	43,1					

Roller screw drives

Cylindrical nut, single-piece
Standard design



RGT-VTE, RGT-STE

001661BB

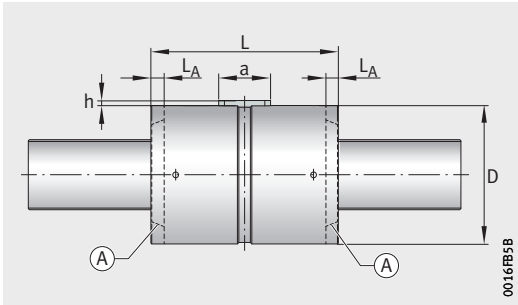
Dimension table (continued) - Dimensions in mm

Nominal diameter d_0	Designation	Pitch P	Mobility level	Variant ¹⁾	⊗	Mass m ≈ kg	Dimensions			Mounting dimensions		
							D g6	L h12	L_A	a	b h9	h
63	RGT-VTE-063.40 RGT-STE-063.40	40	5	A	-	5,9	118	115	-	45	8	3
				A	●	6,1	118	133	-			
		40	5	C	-	7,8	122	152	-	45	8	3
				C	●	7,8	122	152	-			
				D	-	8,5	122	152	-			
				D	●	8,5	122	152	-			
	RGT-VTE-063.45 RGT-STE-063.45	45	5	A	-	5,9	118	115	-	45	8	3
				A	●	6,1	118	133	-			
		45	5	C	-	7,8	122	152	-	45	8	3
				C	●	7,8	122	152	-			
				D	-	8,5	122	152	-			
				D	●	8,5	122	152	-			

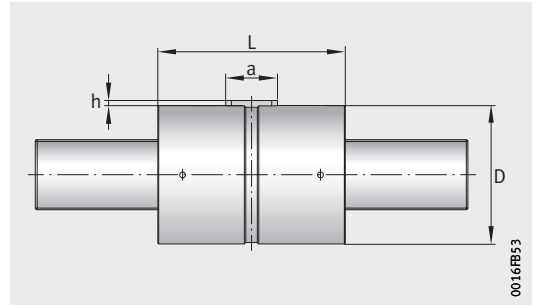
⊗ Wipers: ● with wiper.

¹⁾ Depending on the variant, nuts are available without a wiper (suffix 0AB), with a wiper (suffix 1AB) or with two wipers (suffix 2AB). Please specify in the ordering designation.

²⁾ Maximum axial clearance for non-preloaded nuts RGT-STE.



With wiper

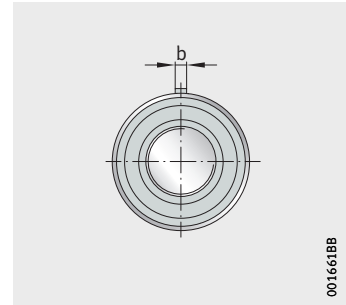


Without wiper

Feather key DIN 6885	Basic load ratings		Spring characteristic number c_K $N^{2/3}/\mu m$	Frictional torque M_V Ncm	Theoretical efficiency		Limiting speed n_G min^{-1}	Axial clear- ance ²⁾
	dyn. C N	stat. C_0 N			η_1	η_2		
8×7×45	306 200	474 200	24,8	-	0,83	0,80	3 000	0,07
	306 200	474 200	24,8					
8×7×45	381 900	676 800	29,4	-	0,83	0,80	3 000	0,07
	381 900	676 800	29,4					
	492 000	1 004 500	35,6					
8×7×45	295 400	453 700	22,4	-	0,81	0,76	3 000	0,07
	295 400	453 700	22,4					
8×7×45	380 400	680 500	27,1	-	0,81	0,76	3 000	0,07
	380 400	680 500	27,1					
	463 000	624 100	31,5					

Roller screw drives

Cylindrical nut, single-piece
Standard design



RGT-VTE, RGT-STE

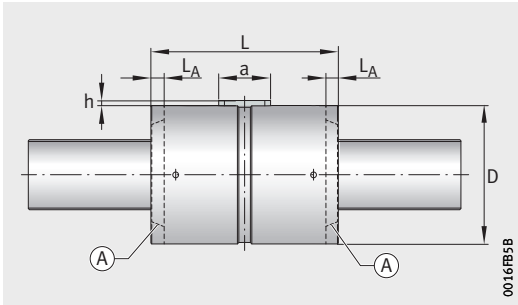
001661BB

Dimension table (continued) - Dimensions in mm

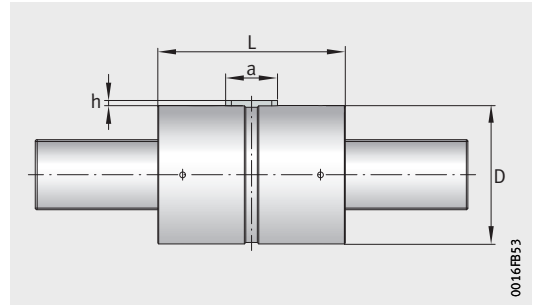
Nominal diameter d_0	Designation	Pitch P	Mobility level	Variant ¹⁾	⊗	Mass m ≈ kg	Dimensions			Mounting dimensions		
							D	L	L _A	a	b	h
63	RGT-VTE-063.10 ³⁾ RGT-STE-063.10 ³⁾	10	6	A	–	4,6	115	111	–	45	8	3
				A	●	6,1	120	129	–			
				B	–	7,3	120	129	–			
	RGT-VTE-063.12 RGT-STE-063.12	12	6	A	–	4,6	115	111	–	45	8	3
				A	●	6,1	120	129	–			
				B	–	7,3	120	129	–			
	RGT-VTE-063.18 RGT-STE-063.18	18	6	A	–	4,6	115	111	–	45	8	3
				A	●	6,1	120	129	–			
				B	–	7,3	120	129	–			
	RGT-VTE-063.24 RGT-STE-063.24	24	6	A	–	4,6	115	111	–	45	8	3
				A	●	6,1	120	129	–			
				B	–	7,3	120	129	–			

⊗ Wipers: ● with wiper.

- 1) Depending on the variant, nuts are available without a wiper (suffix 0AB), with a wiper (suffix 1AB) or with two wipers (suffix 2AB). Please specify in the ordering designation.
- 2) Maximum axial clearance for non-preloaded nuts RGT-STE.
- 3) This size is available in mobility levels 5 and 6. Please add the mobility level to the ordering designation (suffix GG5 or GG6). Observe the dimension table, see page 44.



With wiper

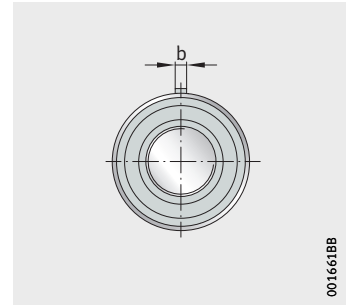


Without wiper

Feather key DIN 6885	Basic load ratings		Spring characteristic number c_K $N^{2/3}/\mu m$	Frictional torque M_V Ncm	Theoretical efficiency		Limiting speed n_G min^{-1}	Axial clear- ance ²⁾
	dyn. C N	stat. C_0 N			η_1	η_2		
8×7×45	263 700	543 200	79,9	-	0,82	0,78	3 000	0,04
	263 700	543 200	79,9					
	319 400	735 500	92,4					
8×7×45	275 900	548 600	71,0	-	0,83	0,80	3 000	0,07
	275 900	548 600	71,0					
	330 000	728 000	81,3					
8×7×45	292 700	527 300	53,0	-	0,86	0,83	3 000	0,07
	292 700	527 300	53,0					
	356 300	718 400	61,5					
8×7×45	311 000	530 900	43,8	-	0,86	0,84	3 000	0,07
	311 000	530 900	43,8					
	365 100	682 900	49,4					

Roller screw drives

Cylindrical nut, single-piece
Standard design



RGT-VTE, RGT-STE

001661BB

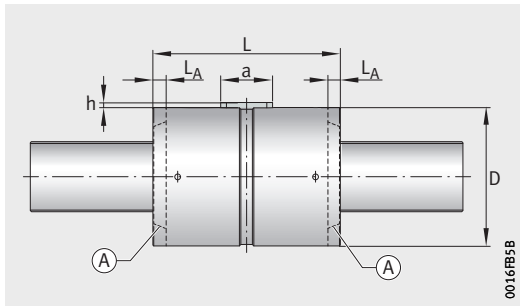
Dimension table (continued) - Dimensions in mm

Nominal diameter d_0	Designation	Pitch P	Mobility level	Variant ¹⁾	④	Mass m ≈ kg	Dimensions			Mounting dimensions			
							D g6	L h12	L_A	a	b h9	h	
78	RGT-VTE-078.05 RGT-STE-078.05	5	6	A	●	14	150	178	–	63	10	3	
				B	●	16		191	4				
			5	6	C	–	18	150	215	–	63	10	3
	RGT-VTE-078.10 RGT-STE-078.10	10	6	A	●	14	150	178	–	63	10	3	
				B	●	16		191	4				
			10	6	C	–	18	150	215	–	63	10	3
	RGT-VTE-078.15 RGT-STE-078.15	15	6	A	●	14	150	178	–	63	10	3	
				B	●	16		191	4				
			15	6	C	–	18	150	215	–	63	10	3
	RGT-VTE-078.20 RGT-STE-078.20	20	6	A	●	14	150	178	–	63	10	3	
				B	●	16		191	4				
			20	6	C	–	18	150	215	–	63	10	3
	RGT-VTE-078.30 RGT-STE-078.30	30	6	A	●	14	150	178	–	63	10	3	
				B	●	16		191	4				
			30	6	C	–	18	150	215	–	63	10	3
	RGT-VTE-078.36 RGT-STE-078.36	36	6	A	●	14	150	178	–	63	10	3	
				B	●	16		191	4				
			36	6	C	–	18	150	215	–	63	10	3
RGT-VTE-078.42 RGT-STE-078.42	42	6	A	●	14	150	178	–	63	10	3		
			B	●	16		191	4					
		42	6	C	–	18	150	215	–	63	10	3	

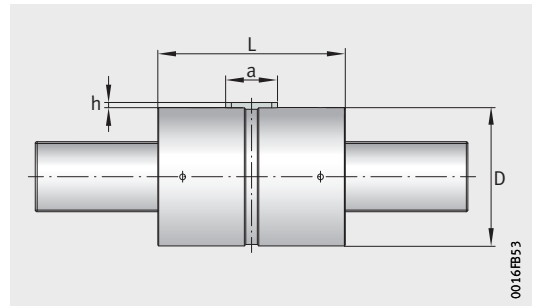
④ Wipers: ● with wiper.

1) Depending on the variant, nuts are available without a wiper (suffix 0AB), with a wiper (suffix 1AB) or with two wipers (suffix 2AB). Please specify in the ordering designation.

2) Maximum axial clearance for non-preloaded nuts RGT-STE.



With wiper

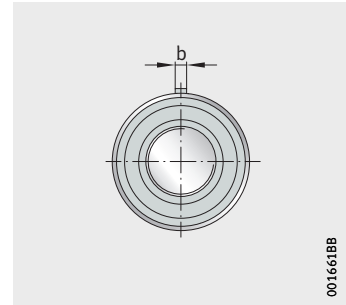


Without wiper

Feather key DIN 6885	Basic load ratings		Spring characteristic number c_K $N^{2/3}/\mu m$	Frictional torque M_V Ncm	Theoretical efficiency		Limiting speed n_G min^{-1}	Axial clear- ance ²⁾
	dyn. C N	stat. C_0 N			η_1	η_2		
10×8×63	358 800	1 371 100	194,9	-	0,68	0,53	2 000	0,02
	417 300	1 739 400	219,8					
10×8×63	495 800	2 263 700	252,0	-	0,68	0,53	2 000	0,02
10×8×63	430 800	1 374 600	122,8	-	0,79	0,74	2 000	0,04
	501 000	1 742 700	138,4					
10×8×63	595 300	2 266 800	158,7	-	0,79	0,74	2 000	0,04
10×8×63	479 000	1 378 100	93,7	-	0,83	0,80	2 000	0,07
	551 200	1 717 400	104,8					
10×8×63	656 200	2 240 400	120,3	-	0,83	0,80	2 000	0,07
10×8×63	502 800	1 326 000	75,8	-	0,85	0,83	2 000	0,07
	593 700	1 720 700	86,5					
10×8×63	706 800	2 243 400	99,3	-	0,85	0,83	2 000	0,07
10×8×63	522 800	1 305 300	57,2	-	0,86	0,84	2 000	0,07
	625 500	1 727 200	66,0					
10×8×63	744 700	2 249 400	75,8	-	0,86	0,84	2 000	0,07
10×8×63	539 400	1 359 200	51,6	-	0,86	0,84	2 000	0,07
	613 900	1 662 600	57,2					
10×8×63	734 600	2 182 600	66,0	-	0,86	0,84	2 000	0,07
10×8×63	529 400	1 313 500	45,7	-	0,85	0,82	2 000	0,07
	617 000	1 666 400	51,6					
10×8×63	730 300	2 151 000	59,0	-	0,85	0,82	2 000	0,07

Roller screw drives

Cylindrical nut, single-piece
Standard design



RGT-VTE, RGT-STE

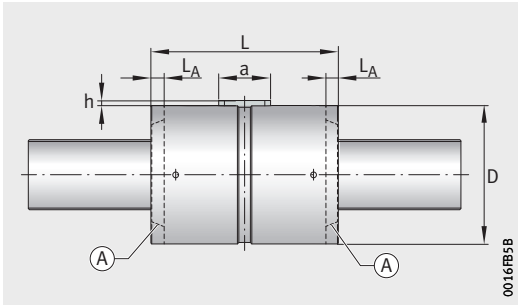
001661BB

Dimension table (continued) - Dimensions in mm

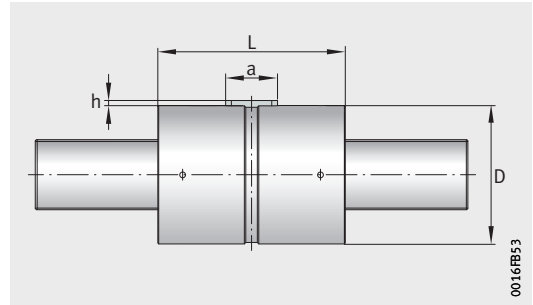
Nominal diameter d_0	Designation	Pitch P	Mobility level	Variant ¹⁾	⊗	Mass m ≈ kg	Dimensions			Mounting dimensions		
							D g6	L h12	L_A	a	b h9	h
90	RGT-VTE-090.10 RGT-STE-090.10	10	6	A	●	27	175	245	7	100	12	3
				B	●	30		275	7			
		10	6	C	-	31	175	275	-	100	12	3
	RGT-VTE-090.15 RGT-STE-090.15	15	6	A	●	27	175	245	7	100	12	3
				B	●	30		275	7			
		15	6	C	-	31	175	275	-	100	12	3
	RGT-VTE-090.20 RGT-STE-090.20	20	6	A	●	27	175	245	7	100	12	3
				B	●	30		275	7			
		20	6	C	-	31	175	275	-	100	12	3
	RGT-VTE-090.25 RGT-STE-090.25	25	6	A	●	27	175	245	7	100	12	3
				B	●	30		275	7			
		25	6	C	-	31	175	275	-	100	12	3

⊗ Wipers: ● with wiper.

- 1) Depending on the variant, nuts are available without a wiper (suffix 0AB), with a wiper (suffix 1AB) or with two wipers (suffix 2AB). Please specify in the ordering designation.
- 2) Maximum axial clearance for non-preloaded nuts RGT-STE.



With wiper

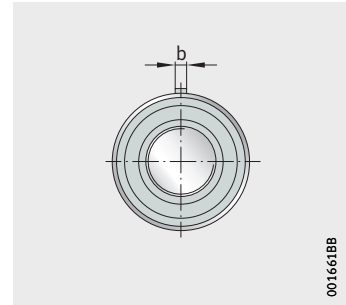


Without wiper

Feather key DIN 6885	Basic load ratings		Spring characteristic number c_K $N^{2/3}/\mu m$	Frictional torque M_V Ncm	Theoretical efficiency		Limiting speed n_G min^{-1}	Axial clear- ance ²⁾
	dyn. C N	stat. C_0 N			η_1	η_2		
12×8×100	708 700	2 816 000	173,5	-	0,77	0,71	1 700	0,04
	808 400	3 429 800	192,7					
12×8×100	852 000	3 705 600	200,9	-	0,77	0,71	1 700	0,04
12×8×100	782 000	2 785 800	131,6	-	0,82	0,78	1 700	0,07
	893 100	3 398 800	146,2					
12×8×100	947 700	3 708 900	153,3	-	0,82	0,78	1 700	0,07
12×8×100	849 400	2 823 200	109,3	-	0,85	0,82	1 700	0,07
	969 000	3 436 500	121,4					
12×8×100	1 021 300	3 712 100	126,5	-	0,85	0,82	1 700	0,07
12×8×100	855 800	2 793 000	93,6	-	0,86	0,83	1 700	0,07
	974 100	3 388 300	103,8					
12×8×100	1 023 900	3 646 300	107,9	-	0,86	0,83	1 700	0,07

Roller screw drives

Cylindrical nut, single-piece
Standard design



RGT-VTE, RGT-STE

001661BB

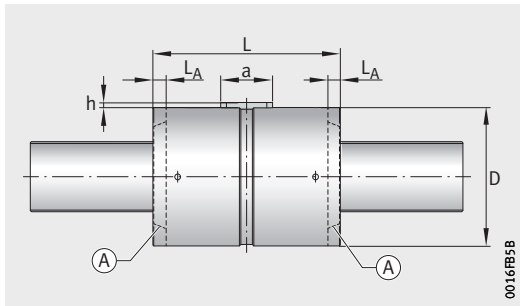
Dimension table (continued) - Dimensions in mm

Nominal diameter d_0	Designation	Pitch P	Mobility level	Variant ¹⁾	⊙	Mass m ≈ kg	Dimensions			Mounting dimensions		
							D g6	L h12	L_A	a	b h9	h
100	RGT-VTE-100.10 RGT-STE-100.10	10	5	A	●	38	200	260	10	63	10	3
	B			-	40	-						
	RGT-VTE-100.20 RGT-STE-100.20	20	5	A	●	38	200	260	10	63	10	3
	B			-	40	-						
	RGT-VTE-100.25 RGT-STE-100.25	25	5	A	●	38	200	260	10	63	10	3
	B			-	40	-						
	RGT-VTE-100.50 RGT-STE-100.50	50	5	A	●	38	200	260	10	63	10	3
	B			-	40	-						
	RGT-VTE-100.12 RGT-STE-100.12	12	6	A	●	20	180	195	10	63	10	3
	B			-	22	-						
	RGT-VTE-100.18 RGT-STE-100.18	18	6	A	●	20	180	195	10	63	10	3
	B			-	22	-						
	RGT-VTE-100.24 RGT-STE-100.24	24	6	A	●	20	180	195	10	63	10	3
	B			-	22	-						

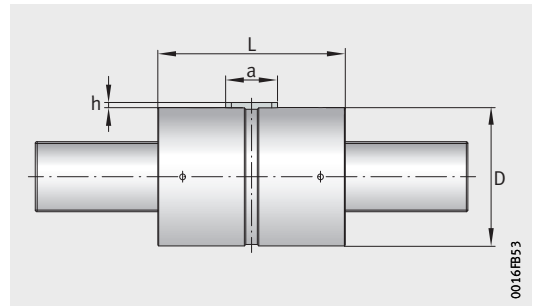
⊙ Wipers: ● with wiper.

¹⁾ Depending on the variant, nuts are available without a wiper (suffix 0AB), with a wiper (suffix 1AB) or with two wipers (suffix 2AB). Please specify in the ordering designation.

²⁾ Maximum axial clearance for non-preloaded nuts RGT-STE.



With wiper

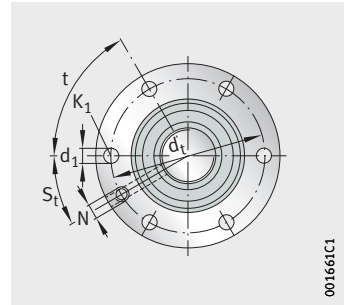


Without wiper

Feather key DIN 6885	Basic load ratings		Spring characteristic number c_K $N^{2/3}/\mu m$	Frictional torque M_V Ncm	Theoretical efficiency		Limiting speed n_G min^{-1}	Axial clear- ance ²⁾
	dyn. C N	stat. C_0 N			η_1	η_2		
10×8×63	1 124 300	3 436 100	142,8	–	0,76	0,68	1 600	0,04
	1 245 600	4 042 800	154,6	–				
10×8×63	1 119 600	3 273 600	87,7	–	0,84	0,81	1 600	0,07
	1 245 200	3 875 300	95,2	–				
10×8×63	1 116 400	3 222 400	74,9	–	0,85	0,83	1 600	0,07
	1 243 200	3 822 300	81,4	–				
10×8×63	1 137 200	3 262 100	47,2	–	0,85	0,83	1 600	0,07
	1 266 500	3 861 100	51,3	–				
10×8×63	635 600	1 665 800	105,4	–	0,78	0,72	1 600	0,04
	772 200	2 308 700	123,1	–				
10×8×63	656 900	1 621 800	79,3	–	0,83	0,79	1 600	0,07
	818 900	2 343 800	94,5	–				
10×8×63	655 700	1 578 100	64,5	–	0,85	0,82	1 600	0,07
	826 900	2 323 700	77,5	–				

Roller screw drives

Flanged nut, single-piece
Standard design



001661C1

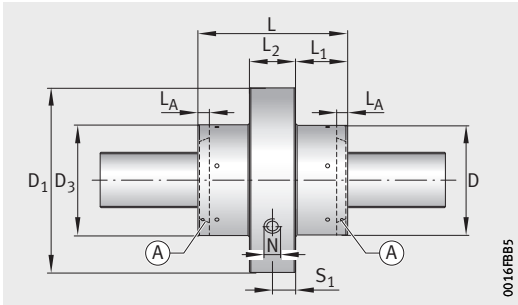
RGT-VTK, RGT-STK

Dimension table · Dimensions in mm

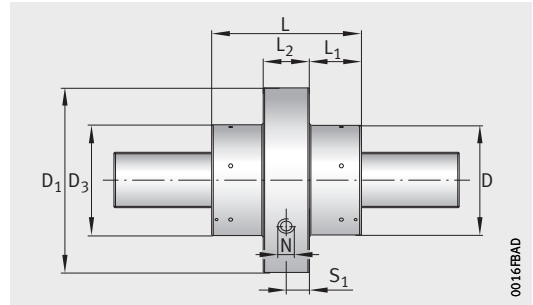
Nominal diameter d_0	Designation	Pitch P	Mobility level	Variant ¹⁾	ⓐ	Mass m ≈ kg	Dimensions						
							D g6	D ₁	D ₃ ^{+0,5} ₀	L h12	L _A	L ₁	L ₂
5	RGT-VTK-005.01 RGT-STK-005.01	1	3	A	–	0,2	19	40	19	31	–	9,5	12
				A	●	0,2				41	–	14,5	
				B	–	0,2				41	–	14,5	
	RGT-VTK-005.02 RGT-STK-005.02	2	3	A	–	0,2	19	40	19	31	–	9,5	12
				A	●	0,2				41	–	14,5	
				B	–	0,2				41	–	14,5	
	RGT-VTK-005.04 RGT-STK-005.04	4	3	A	–	0,2	19	40	19	31	–	9,5	12
				A	●	0,2				41	–	14,5	
				B	–	0,2				41	–	14,5	

ⓐ Wipers: ● with wiper.

- 1) Depending on the variant, nuts are available without a wiper (suffix 0AB), with a wiper (suffix 1AB) or with two wipers (suffix 2AB). Please specify in the ordering designation.
- 2) Overrunning frictional torque for preloaded nuts RGT-VTK.
- 3) Maximum axial clearance for non-preloaded nuts RGT-STK.



With wiper

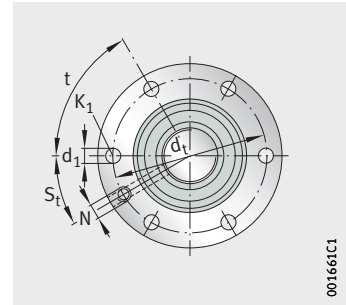


Without wiper

Mounting dimensions				Lubrication			Basic load ratings		Spring characteristic number c_K $N^{2/3}/\mu m$	Frictional torque ²⁾ M_V Ncm	Theoretical efficiency		Limiting speed n_G min^{-1}	Axial clearance ³⁾
d_t	t °	d_1	K_1	N	S_1	S_t °	dyn. C N	stat. C_0 N			η_1	η_2		
30	60	4,5	M4	M6	6	30	4 700	9 600	35,8	3	0,85	0,82	6 000	0,01
							4 700	9 600	35,8					
							7 400	20 600	51,2					
30	60	4,5	M4	M6	6	30	5 500	9 700	22,5	4	0,86	0,84	6 000	0,01
							5 500	9 700	22,5					
							8 700	20 700	32,3					
30	60	4,5	M4	M6	6	30	6 000	9 300	13,7	5	0,74	0,65	6 000	0,01
							6 000	9 300	13,7					
							9 900	20 900	20,3					

Roller screw drives

Flanged nut, single-piece
Standard design



RGT-VTK, RGT-STK

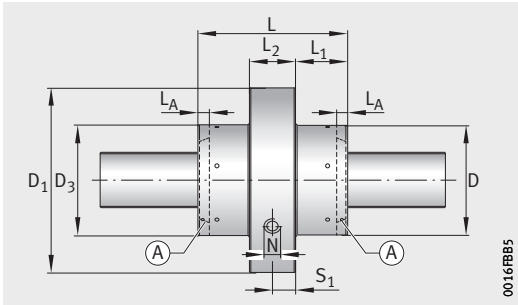
001661C1

Dimension table (continued) - Dimensions in mm

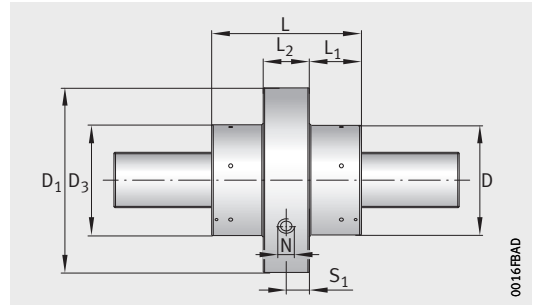
Nominal diameter d_0	Designation	Pitch P	Mobility level	Variant ¹⁾	⊙	Mass m ≈ kg	Dimensions						
							D g6	D_1	D_3 ^{+0,5} ₀	L h12	L_A	L_1	L_2
8	RGT-VTK-008.01 RGT-STK-008.01	1	4	A	—	0,2	21	41	21	31	—	7,5	16
				A	●	0,2				41	—	12,5	
				B	—	0,2				41	—	12,5	
		1	4	C	—	0,3	25	46	25	44	—	14,0	16
				C	●	0,3				44	—	14,0	
				D	—	0,3				44	—	14,0	
	RGT-VTK-008.02 RGT-STK-008.02	2	4	A	—	0,2	21	41	21	31	—	7,5	16
				A	●	0,2				41	—	12,5	
				B	—	0,2				41	—	12,5	
		2	4	C	—	0,3	25	46	25	44	—	14,0	16
				C	●	0,3				44	—	14,0	
				D	—	0,3				44	—	14,0	
	RGT-VTK-008.04 RGT-STK-008.04	4	4	A	—	0,2	21	41	21	31	—	7,5	16
				A	●	0,2				41	—	12,5	
				B	—	0,2				41	—	12,5	
4		4	C	—	0,3	25	46	25	44	—	14,0	16	
			C	●	0,3				44	—	14,0		
			D	—	0,3				44	—	14,0		
RGT-VTK-008.05 RGT-STK-008.05	5	4	A	—	0,2	21	41	21	31	—	7,5	16	
			A	●	0,2				41	—	12,5		
			B	—	0,2				41	—	12,5		
	5	4	C	—	0,3	25	46	25	44	—	14,0	16	
			C	●	0,3				44	—	14,0		
			D	—	0,3				44	—	14,0		

⊙ Wipers: ● with wiper.

- 1) Depending on the variant, nuts are available without a wiper (suffix 0AB), with a wiper (suffix 1AB) or with two wipers (suffix 2AB). Please specify in the ordering designation.
- 2) Overrunning frictional torque for preloaded nuts RGT-VTK.
- 3) Maximum axial clearance for non-preloaded nuts RGT-STK.



With wiper

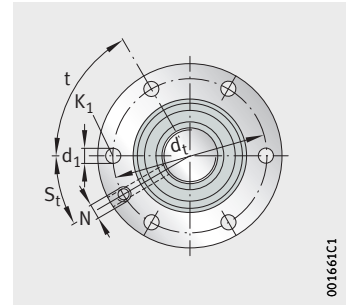


Without wiper

Mounting dimensions				Lubrication			Basic load ratings		Spring characteristic number c_K $N^{2/3}/\mu m$	Frictional torque ²⁾ M_V Ncm	Theoretical efficiency		Limiting speed n_G min^{-1}	Axial clearance ³⁾
d_t	t °	d_1	K_1	N	S_1	S_t °	dyn. C N	stat. C_0 N			η_1	η_2		
31	60	4,5	M4	M6	8	30	7 500	14 600	54,0	3	0,79	0,73	5 800	0,02
							7 500	14 600	54,0					
							12 000	30 800	77,3					
36	60	4,5	M4	M6	8	30	8 800	19 300	61,5	3	0,79	0,73	5 800	0,02
							8 800	19 300	61,5					
							13 300	36 000	83,7					
31	60	4,5	M4	M6	8	30	8 700	14 700	34,0	4	0,85	0,83	5 800	0,02
							8 700	14 700	34,0					
							14 000	30 900	48,7					
36	60	4,5	M4	M6	8	30	14 000	30 900	48,7	4	0,85	0,83	5 800	0,02
							10 300	19 400	38,7					
							15 500	36 100	52,7					
31	60	4,5	M4	M6	8	30	10 000	14 900	21,4	5	0,85	0,83	5 800	0,02
							10 000	14 900	21,4					
							16 100	31 100	30,7					
36	60	4,5	M4	M6	8	30	11 900	19 600	24,4	5	0,85	0,83	5 800	0,02
							11 900	19 600	24,4					
							17 900	36 300	33,2					
31	60	4,5	M4	M6	8	30	10 300	14 700	18,2	6	0,83	0,80	5 800	0,02
							10 300	14 700	18,2					
							16 600	30 800	26,3					
36	60	4,5	M4	M6	8	30	11 900	18 500	20,4	6	0,83	0,80	5 800	0,02
							11 900	18 500	20,4					
							18 200	35 100	28,1					

Roller screw drives

Flanged nut, single-piece
Standard design



RGT-VTK, RGT-STK

0016661C1

Dimension table (continued) - Dimensions in mm

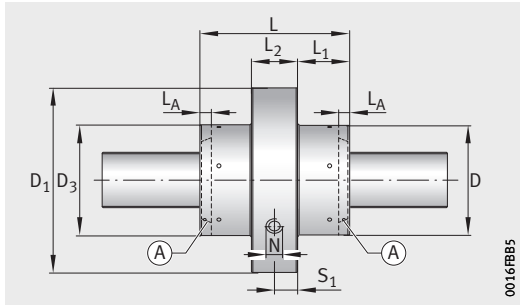
Nominal diameter d_0	Designation	Pitch P	Mobility level	Variant ¹⁾	⊗	Mass m ≈ kg	Dimensions						
							D g6	D_1	D_3 ^{+0,5} ₀	L h12	L_A	L_1	L_2
12	RGT-VTK-012.01 RGT-STK-012.01	1	4	A	-	0,3	32	51	32	31	-	7,5	16
				A	●	0,3				41	-	12,5	
				B	-	0,3				41	-	12,5	
		1	4	C	-	0,3	32	51	32	44	-	14,0	16
				C	●	0,3				44	-	14,0	
				D	-	0,3				44	-	14,0	
	RGT-VTK-012.02 RGT-STK-012.02	2	5	A	-	0,3	30	51	30	31	-	7,5	16
				A	●	0,3				41	-	12,5	
				B	-	0,3				41	-	12,5	
		2	5	C	-	0,3	30	51	30	44	-	14,0	16
				C	●	0,3				44	-	14,0	
	RGT-VTK-012.04 RGT-STK-012.04	4	5	A	-	0,3	30	51	30	31	-	7,5	16
				A	●	0,3				41	-	12,5	
				B	-	0,3				41	-	12,5	
		4	5	C	-	0,3	30	51	30	44	-	14,0	16
				C	●	0,3				44	-	14,0	
RGT-VTK-012.05 RGT-STK-012.05	5	5	A	-	0,3	30	51	30	31	-	7,5	16	
			A	●	0,3				41	-	12,5		
			B	-	0,3				41	-	12,5		
	5	5	C	-	0,3	30	51	30	44	-	14,0	16	
			C	●	0,3				44	-	14,0		
RGT-VTK-012.10 RGT-STK-012.10	10	5	A	-	0,3	30	51	30	31	-	7,5	16	
			A	●	0,3				41	-	12,5		
			B	-	0,3				41	-	12,5		
	10	5	C	-	0,3	30	51	30	44	-	14,0	16	
			C	●	0,3				44	-	14,0		

⊗ Wipers: ● with wiper.

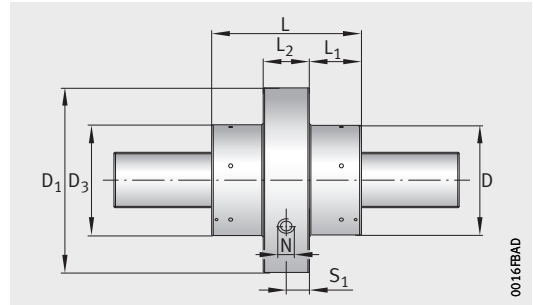
1) Depending on the variant, nuts are available without a wiper (suffix 0AB), with a wiper (suffix 1AB) or with two wipers (suffix 2AB). Please specify in the ordering designation.

2) Overrunning frictional torque for preloaded nuts RGT-VTK.

3) Maximum axial clearance for non-preloaded nuts RGT-STK.



With wiper

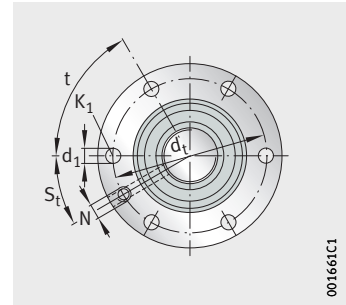


Without wiper

Mounting dimensions				Lubrication			Basic load ratings		Spring characteristic number c_K $N^{2/3}/\mu m$	Frictional torque ²⁾ M_V Ncm	Theoretical efficiency		Limiting speed n_G min^{-1}	Axial clearance ³⁾
d_t	t °	d_1	K_1	N	S_1	S_t °	dyn. C N	stat. C_0 N			η_1	η_2		
41	60	4,5	M4	M6	8	30	11 300	15 300	51,9	3	0,73	0,62	5 600	0,02
							11 300	15 300	51,9					
							18 900	36 000	76,5					
41	60	4,5	M4	M6	8	30	13 400	20 500	59,1	3	0,73	0,62	5 600	0,02
							13 400	20 500	59,1					
							20 200	40 100	80,5					
41	60	4,5	M4	M6	8	30	13 500	20 000	46,8	4	0,82	0,78	5 600	0,02
							13 500	20 000	46,8					
							24 000	48 700	72,2					
41	60	4,5	M4	M6	8	30	15 800	25 900	52,9	4	0,82	0,78	5 600	0,02
							15 800	25 900	52,9					
41	60	4,5	M4	M6	8	30	15 100	19 400	28,9	5	0,86	0,84	5 600	0,02
							15 100	19 400	28,9					
							27 300	48 000	45,0					
41	60	4,5	M4	M6	8	30	18 300	26 200	33,3	5	0,86	0,84	5 600	0,02
							18 300	26 200	33,3					
41	60	4,5	M4	M6	8	30	16 200	20 400	25,4	6	0,86	0,84	5 600	0,02
							16 200	20 400	25,4					
							29 100	49 500	39,4					
41	60	4,5	M4	M6	8	30	19 300	26 700	28,9	6	0,86	0,84	5 600	0,02
							19 300	26 700	28,9					
41	60	4,5	M4	M6	8	30	18 200	20 900	16,0	8	0,77	0,69	5 600	0,02
							18 200	20 900	16,0					
							31 600	47 700	24,2					
41	60	4,5	M4	M6	8	30	20 500	25 100	17,5	8	0,77	0,69	5 600	0,02
							20 500	25 100	17,5					

Roller screw drives

Flanged nut, single-piece
Standard design



RGT-VTK, RGT-STK

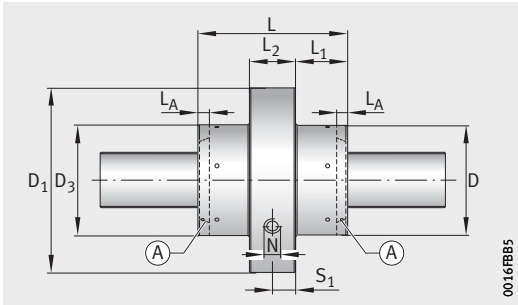
001661C1

Dimension table (continued) - Dimensions in mm

Nominal diameter d_0	Designation	Pitch P	Mobility level	Variant ¹⁾	ⓐ	Mass m ≈ kg	Dimensions						
							D g6	D ₁	D ₃ ^{+0,5} ₀	L h12	L _A	L ₁	L ₂
15	RGT-VTK-015.02 RGT-STK-015.02	2	5	A	–	0,4	34	58	34	35	–	8,5	18
				A	●	0,4				45	–	13,5	
				B	–	0,4				45	–	13,5	
		2	5	C	–	0,5	35	58	35	50	–	16,0	18
				C	●	0,5				50	–	16,0	
				D	–	0,5				50	–	16,0	
	RGT-VTK-015.04 RGT-STK-015.04	4	5	A	–	0,4	34	58	34	35	–	8,5	18
				A	●	0,4				45	–	13,5	
				B	–	0,4				45	–	13,5	
		4	5	C	–	0,5	35	58	35	50	–	16,0	18
				C	●	0,5				50	–	16,0	
				D	–	0,5				50	–	16,0	
	RGT-VTK-015.05 RGT-STK-015.05	5	5	A	–	0,4	34	58	34	35	–	8,5	18
				A	●	0,4				45	–	13,5	
				B	–	0,4				45	–	13,5	
		5	5	C	–	0,5	35	58	35	50	–	16,0	18
				C	●	0,5				50	–	16,0	
				D	–	0,5				50	–	16,0	
RGT-VTK-015.06 RGT-STK-015.06	6	5	A	–	0,4	34	58	34	35	–	8,5	18	
			A	●	0,4				45	–	13,5		
			B	–	0,4				45	–	13,5		
	6	5	C	–	0,5	35	58	35	50	–	16,0	18	
			C	●	0,5				50	–	16,0		
			D	–	0,5				50	–	16,0		

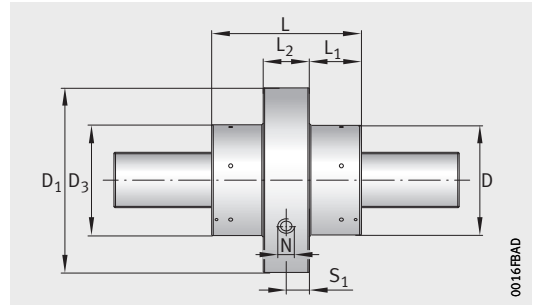
ⓐ Wipers: ● with wiper.

- 1) Depending on the variant, nuts are available without a wiper (suffix 0AB), with a wiper (suffix 1AB) or with two wipers (suffix 2AB). Please specify in the ordering designation.
- 2) Overrunning frictional torque for preloaded nuts RGT-VTK.
- 3) Maximum axial clearance for non-preloaded nuts RGT-STK.



0016FBBS

With wiper



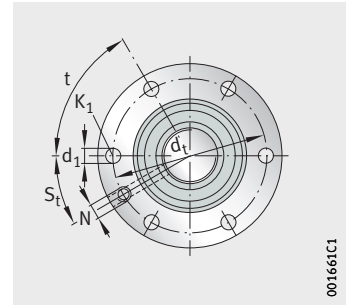
0016FBAD

Without wiper

Mounting dimensions				Lubrication			Basic load ratings		Spring characteristic number c_K $N^{2/3}/\mu m$	Frictional torque ²⁾ M_V Ncm	Theoretical efficiency		Limiting speed n_G min^{-1}	Axial clearance ³⁾
d_t	t °	d_1	K_1	N	S_1	S_t °	dyn. C N	stat. C_0 N			η_1	η_2		
46	60	5,5	M5	M6	9	30	15 700	22 400	48,6	6	0,80	0,75	5 500	0,02
							15 700	22 400	48,6					
							25 400	48 600	69,6					
46	60	5,5	M5	M6	9	30	20 500	34 500	59,1	6	0,80	0,75	5 500	0,02
							20 500	34 500	59,1					
							29 900	62 300	78,6					
46	60	5,5	M5	M6	9	30	17 700	21 800	30,0	7	0,86	0,83	5 500	0,02
							17 700	21 800	30,0					
							29 400	48 900	43,8					
46	60	5,5	M5	M6	9	30	23 200	33 800	36,7	7	0,86	0,83	5 500	0,02
							23 200	33 800	36,7					
							34 600	62 600	49,5					
46	60	5,5	M5	M6	9	30	19 000	22 900	26,4	9	0,86	0,84	5 500	0,02
							19 000	22 900	26,4					
							30 800	49 100	37,8					
46	60	5,5	M5	M6	9	30	25 000	35 500	32,3	9	0,86	0,84	5 500	0,02
							25 000	35 500	32,3					
							36 400	63 300	42,9					
46	60	5,5	M5	M6	9	30	18 700	21 200	22,5	10	0,86	0,84	5 500	0,02
							18 700	21 200	22,5					
							31 900	49 200	33,5					
46	60	5,5	M5	M6	9	30	24 700	33 100	27,6	10	0,86	0,84	5 500	0,02
							24 700	33 100	27,6					
							37 500	62 800	37,8					

Roller screw drives

Flanged nut, single-piece
Standard design



RGT-VTK, RGT-STK

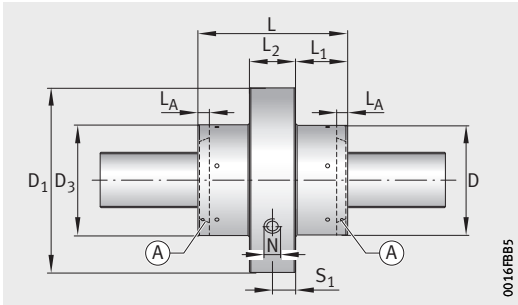
001661C1

Dimension table (continued) - Dimensions in mm

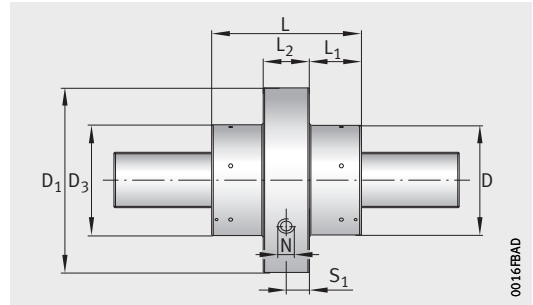
Nominal diameter d_0	Designation	Pitch P	Mobility level	Variant ¹⁾	ⓐ	Mass m ≈ kg	Dimensions						
							D g6	D ₁	D ₃ ^{+0,5} ₀	L h12	L _A	L ₁	L ₂
15	RGT-VTK-015.08 RGT-STK-015.08	8	5	A	–	0,4	34	58	34	35	–	8,5	18
				A	●	0,4				45	–	13,5	
				B	–	0,4				45	–	13,5	
		8	5	C	–	0,5	35	58	35	50	–	16,0	18
				C	●	0,5				50	–	16,0	
				D	–	0,5				50	–	16,0	
	RGT-VTK-015.10 RGT-STK-015.10	10	5	A	–	0,4	34	58	34	35	–	8,5	18
				A	●	0,4				45	–	13,5	
				B	–	0,4				45	–	13,5	
		10	5	C	–	0,5	35	58	35	50	–	16,0	18
				C	●	0,5				50	–	16,0	
				D	–	0,5				50	–	16,0	

ⓐ Wipers: ● with wiper.

- 1) Depending on the variant, nuts are available without a wiper (suffix 0AB), with a wiper (suffix 1AB) or with two wipers (suffix 2AB). Please specify in the ordering designation.
- 2) Overrunning frictional torque for preloaded nuts RGT-VTK.
- 3) Maximum axial clearance for non-preloaded nuts RGT-STK.



With wiper

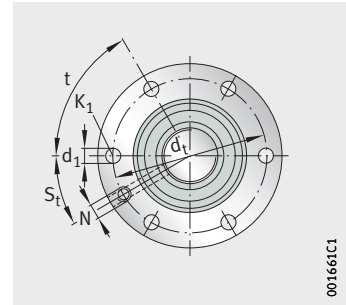


Without wiper

Mounting dimensions				Lubrication			Basic load ratings		Spring characteristic number c_K $N^{2/3}/\mu m$	Frictional torque ²⁾ M_V Ncm	Theoretical efficiency		Limiting speed n_G min^{-1}	Axial clearance ³⁾
d_t	t °	d_1	K_1	N	S_1	S_t °	dyn. C N	stat. C_0 N			η_1	η_2		
46	60	5,5	M5	M6	9	30	19 200	20 500	18,2	12	0,85	0,82	5 500	0,02
							19 200	20 500	18,2					
							31 600	45 100	26,4					
46	60	5,5	M5	M6	9	30	25 500	32 300	22,5	12	0,85	0,82	5 500	0,02
							25 500	32 300	22,5					
							37 600	58 500	30,0					
46	60	5,5	M5	M6	9	30	18 900	19 000	15,0	14	0,82	0,78	5 500	0,02
							18 900	19 000	15,0					
							32 300	44 300	22,5					
46	60	5,5	M5	M6	9	30	27 000	33 700	19,6	14	0,82	0,78	5 500	0,02
							27 000	33 700	19,6					
							40 100	61 100	26,4					

Roller screw drives

Flanged nut, single-piece
Standard design



RGT-VTK, RGT-STK

001661C1

Dimension table (continued) - Dimensions in mm

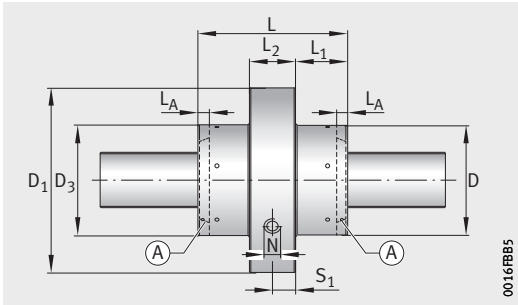
Nominal diameter d_0	Designation	Pitch P	Mobility level	Variant ¹⁾	⊙	Mass m ≈ kg	Dimensions						
							D g6	D_1	D_3 ^{+0,5} ₀	L h12	L_A	L_1	L_2
20	RGT-VTK-020.02 RGT-STK-020.02	2	5	A	–	0,6	42	68	42	55	–	18,5	18
				A	●	0,7				65	–	23,5	
				B	–	0,7				65	–	23,5	
	RGT-VTK-020.04 RGT-STK-020.04	4	5	A	–	0,6	42	68	42	55	–	18,5	18
				A	●	0,7				65	–	23,5	
				B	–	0,7				65	–	23,5	
	RGT-VTK-020.05 RGT-STK-020.05	5	5	A	–	0,6	42	68	42	55	–	18,5	18
				A	●	0,7				65	–	23,5	
				B	–	0,7				65	–	23,5	
	RGT-VTK-020.06 RGT-STK-020.06	6	5	A	–	0,6	42	68	42	55	–	18,5	18
				A	●	0,7				65	–	23,5	
				B	–	0,7				65	–	23,5	
	RGT-VTK-020.10 RGT-STK-020.10	10	5	A	–	0,6	42	68	42	55	–	18,5	18
				A	●	0,7				65	–	23,5	
				B	–	0,7				65	–	23,5	
	RGT-VTK-020.12 RGT-STK-020.12	12	5	A	–	0,6	42	68	42	55	–	18,5	18
				A	●	0,7				65	–	23,5	
				B	–	0,7				65	–	23,5	
	RGT-VTK-020.20 RGT-STK-020.20	20	5	A	–	0,6	42	68	42	55	–	18,5	18
				A	●	0,7				65	–	23,5	
				B	–	0,7				65	–	23,5	

⊙ Wipers: ● with wiper.

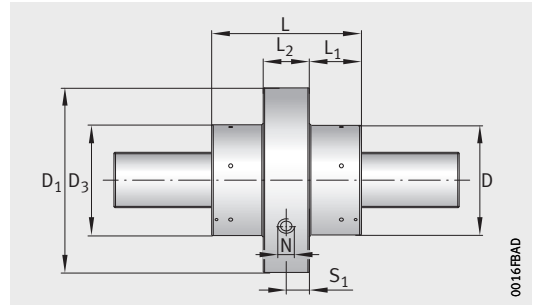
1) Depending on the variant, nuts are available without a wiper (suffix 0AB), with a wiper (suffix 1AB) or with two wipers (suffix 2AB). Please specify in the ordering designation.

2) Overrunning frictional torque for preloaded nuts RGT-VTK.

3) Maximum axial clearance for non-preloaded nuts RGT-STK.



With wiper

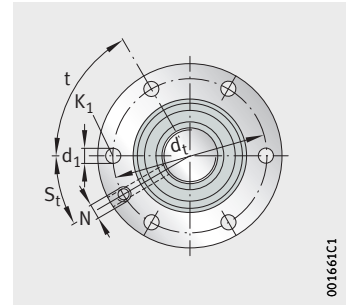


Without wiper

Mounting dimensions				Lubrication			Basic load ratings		Spring characteristic number c_K $N^{2/3}/\mu m$	Frictional torque ²⁾ M_V Ncm	Theoretical efficiency		Limiting speed n_G min^{-1}	Axial clearance ³⁾
d_t	t °	d_1	K_1	N	S_1	S_t °	dyn. C N	stat. C_0 N			η_1	η_2		
56	60	5,5	M5	M6	9	30	32 300	66 400	78,3	18	0,76	0,69	5 200	0,02
							32 300	66 400	78,3					
							42 700	102 700	96,7					
56	60	5,5	M5	M6	9	30	37 200	65 400	48,8	20	0,84	0,81	5 200	0,02
							37 200	65 400	48,8					
							49 800	103 100	60,9					
56	60	5,5	M5	M6	9	30	39 800	67 700	42,7	24	0,85	0,83	5 200	0,02
							39 800	67 700	42,7					
							52 500	104 000	52,7					
56	60	5,5	M5	M6	9	30	40 600	65 800	37,3	26	0,86	0,84	5 200	0,02
							40 600	65 800	37,3					
							53 300	100 500	45,8					
56	60	5,5	M5	M6	9	30	44 400	65 200	26,2	35	0,85	0,83	5 200	0,04
							44 400	65 200	26,2					
							59 100	101 200	32,6					
56	60	5,5	M5	M6	9	30	46 500	67 000	23,5	40	0,83	0,80	5 200	0,04
							46 500	67 000	23,5					
							61 100	101 600	28,9					
56	60	5,5	M5	M6	9	30	46 000	60 200	15,7	50	0,67	0,50	5 200	0,07
							46 000	60 200	15,7					
							65 700	103 000	20,5					

Roller screw drives

Flanged nut, single-piece
Standard design



RGT-VTK, RGT-STK

001661C1

Dimension table (continued) - Dimensions in mm

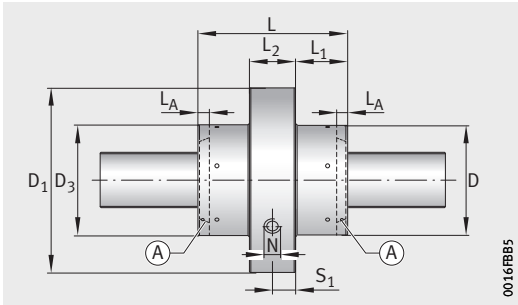
Nominal diameter d_0	Designation	Pitch P	Mobility level	Variant ¹⁾	⊗	Mass m ≈ kg	Dimensions						
							D g6	D_1	D_3 ^{+0,5} ₀	L h12	L_A	L_1	L_2
21	RGT-VTK-021.02 RGT-STK-021.02	2	5	A	●	0,7	45	68	45	64	–	23	18
				B	–	0,7				64	–	23	
	RGT-VTK-021.04 RGT-STK-021.04	4	5	A	●	0,7	45	68	45	64	–	23	18
				B	–	0,7				64	–	23	
	RGT-VTK-021.05 RGT-STK-021.05	5	5	A	●	0,7	45	68	45	64	–	23	18
				B	–	0,7				64	–	23	
	RGT-VTK-021.06 RGT-STK-021.06	6	5	A	●	0,7	45	68	45	64	–	23	18
				B	–	0,7				64	–	23	
	RGT-VTK-021.10 RGT-STK-021.10	10	5	A	●	0,7	45	68	45	64	–	23	18
				B	–	0,7				64	–	23	
	RGT-VTK-021.12 RGT-STK-021.12	12	5	A	●	0,7	45	68	45	64	–	23	18
				B	–	0,7				64	–	23	
	RGT-VTK-021.20 RGT-STK-021.20	20	5	A	●	0,7	45	68	45	64	–	23	18
				B	–	0,7				64	–	23	

⊗ Wipers: ● with wiper.

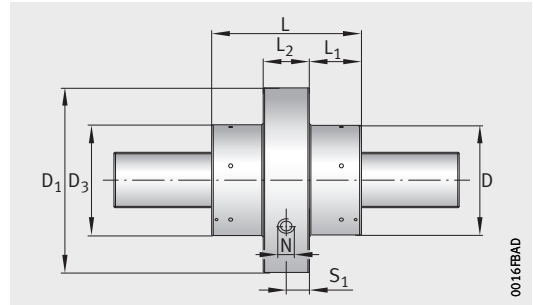
1) Depending on the variant, nuts are available without a wiper (suffix 0AB), with a wiper (suffix 1AB) or with two wipers (suffix 2AB). Please specify in the ordering designation.

2) Overrunning frictional torque for preloaded nuts RGT-VTK.

3) Maximum axial clearance for non-preloaded nuts RGT-STK.



With wiper

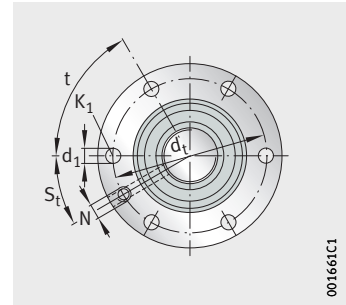


Without wiper

Mounting dimensions				Lubrication			Basic load ratings		Spring characteristic number c_K $N^{2/3}/\mu m$	Frictional torque ²⁾ M_V Ncm	Theoretical efficiency		Limiting speed n_G min^{-1}	Axial clearance ³⁾
d_t	t °	d_1	K_1	N	S_1	S_t °	dyn. C N	stat. C_0 N			η_1	η_2		
56	60	5,5	M5	M6	9	30	43 600	90 200	93,3	20	0,75	0,67	5 200	0,02
							56 800	137 600	114,4					
56	60	5,5	M5	M6	9	30	51 600	90 700	58,8	22	0,83	0,80	5 200	0,02
							66 500	136 100	71,6					
56	60	5,5	M5	M6	9	30	54 500	91 000	50,7	25	0,85	0,82	5 200	0,02
							70 800	138 300	62,1					
56	60	5,5	M5	M6	9	30	56 200	89 400	44,4	30	0,86	0,83	5 200	0,02
							72 600	134 700	54,2					
56	60	5,5	M5	M6	9	30	59 900	83 200	30,4	38	0,86	0,83	5 200	0,04
							79 200	129 900	37,7					
56	60	5,5	M5	M6	9	30	63 000	85 500	27,2	45	0,84	0,81	5 200	0,04
							82 300	130 300	33,4					
56	60	5,5	M5	M6	9	30	55 500	62 800	15,9	60	0,71	0,59	5 200	0,07
							71 100	92 600	19,2					

Roller screw drives

Flanged nut, single-piece
Standard design



RGT-VTK, RGT-STK

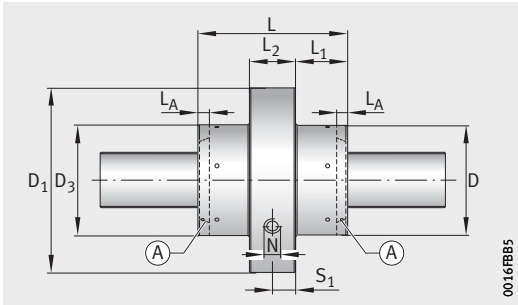
001661C1

Dimension table (continued) - Dimensions in mm

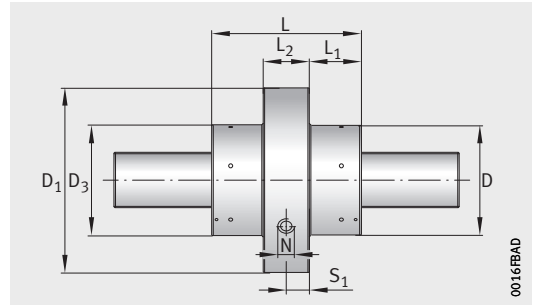
Nominal diameter d_0	Designation	Pitch P	Mobility level	Variant ¹⁾	⊗	Mass m ≈ kg	Dimensions						
							D g6	D_1	D_3 ^{+0,5} ₀	L h12	L_A	L_1	L_2
24	RGT-VTK-024.02 RGT-STK-024.02	2	5	A	–	0,8	48	80	48	55	–	17,5	20
				A	●	0,9				65	–	22,5	
				B	–	0,9				65	–	22,5	
	RGT-VTK-024.04 RGT-STK-024.04	4	5	A	–	0,8	48	80	48	55	–	17,5	20
				A	●	0,9				65	–	22,5	
				B	–	0,9				65	–	22,5	
	RGT-VTK-024.05 RGT-STK-024.05	5	5	A	–	0,8	48	80	48	55	–	17,5	20
				A	●	0,9				65	–	22,5	
				B	–	0,9				65	–	22,5	
	RGT-VTK-024.06 RGT-STK-024.06	6	5	A	–	0,8	48	80	48	55	–	17,5	20
				A	●	0,9				65	–	22,5	
				B	–	0,9				65	–	22,5	
	RGT-VTK-024.12 RGT-STK-024.12	12	5	A	–	0,8	48	80	48	55	–	17,5	20
				A	●	0,9				65	–	22,5	
				B	–	0,9				65	–	22,5	
	RGT-VTK-024.20 RGT-STK-024.20	20	5	A	–	0,8	48	80	48	55	–	17,5	20
				A	●	0,9				65	–	22,5	
				B	–	0,9				65	–	22,5	

⊗ Wipers: ● with wiper.

- 1) Depending on the variant, nuts are available without a wiper (suffix 0AB), with a wiper (suffix 1AB) or with two wipers (suffix 2AB). Please specify in the ordering designation.
- 2) Overrunning frictional torque for preloaded nuts RGT-VTK.
- 3) Maximum axial clearance for non-preloaded nuts RGT-STK.



With wiper

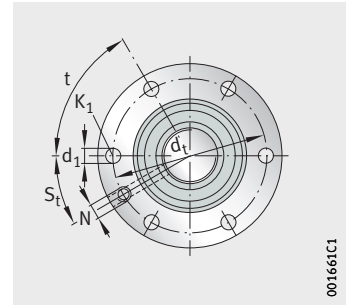


Without wiper

Mounting dimensions				Lubrication			Basic load ratings		Spring characteristic number c_K $N^{2/3}/\mu m$	Fric-tional torque ²⁾ M_V Ncm	Theoretical efficiency		Limiting speed n_G min^{-1}	Axial clear-ance ³⁾
d_t	t °	d_1	K_1	N	S_1	S_t °	dyn. C N	stat. C_0 N			η_1	η_2		
66	60	6,5	M6	M6	10	30	42 000	77 400	86,4	24	0,73	0,62	5 000	0,02
							42 000	77 400	86,4					
							60 600	143 200	114,9					
66	60	6,5	M6	M6	10	30	49 600	78 100	54,5	28	0,82	0,78	5 000	0,02
							49 600	78 100	54,5					
							71 700	143 800	72,4					
66	60	6,5	M6	M6	10	30	52 400	78 400	46,9	32	0,84	0,81	5 000	0,02
							52 400	78 400	46,9					
							76 000	145 200	62,6					
66	60	6,5	M6	M6	10	30	54 700	78 700	41,6	50	0,85	0,83	5 000	0,02
							54 700	78 700	41,6					
							77 500	140 100	54,5					
66	60	6,5	M6	M6	10	30	58 500	69 100	24,4	70	0,85	0,83	5 000	0,04
							58 500	69 100	24,4					
							90 700	141 800	34,3					
66	60	6,5	M6	M6	10	30	60 300	64 000	16,5	85	0,77	0,69	5 000	0,07
							60 300	64 000	16,5					
							90 300	122 900	22,6					

Roller screw drives

Flanged nut, single-piece
Standard design



RGT-VTK, RGT-STK

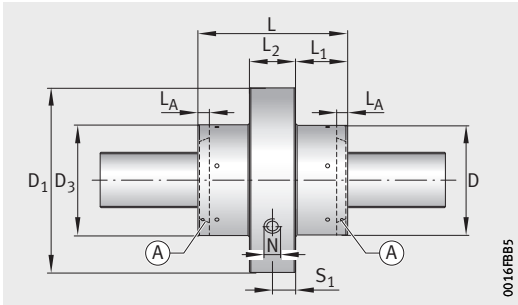
001661C1

Dimension table (continued) - Dimensions in mm

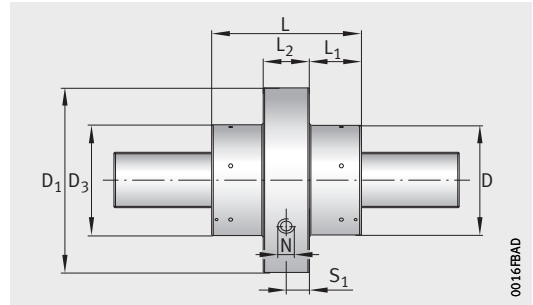
Nominal diameter d_0	Designation	Pitch P	Mobility level	Variant ¹⁾	⊗	Mass m ≈ kg	Dimensions						
							D g6	D_1	D_3 ^{+0,5} ₀	L h12	L_A	L_1	L_2
25	RGT-VTK-025.02 RGT-STK-025.02	2	5	A	●	1,3	56	84	56	78	–	29	20
				B	–	1,3				78	–	29	
	RGT-VTK-025.04 RGT-STK-025.04	4	5	A	●	1,3	56	84	56	78	–	29	20
				B	–	1,3				78	–	29	
	RGT-VTK-025.05 RGT-STK-025.05	5	5	A	●	1,3	56	84	56	78	–	29	20
				B	–	1,3				78	–	29	
	RGT-VTK-025.06 RGT-STK-025.06	6	5	A	●	1,3	56	84	56	78	–	29	20
				B	–	1,3				78	–	29	
	RGT-VTK-025.12 RGT-STK-025.12	12	5	A	●	1,3	56	84	56	78	–	29	20
				B	–	1,3				78	–	29	
	RGT-VTK-025.20 RGT-STK-025.20	20	5	A	●	1,3	56	84	56	78	–	29	20
				B	–	1,3				78	–	29	

⊗ Wipers: ● with wiper.

- 1) Depending on the variant, nuts are available without a wiper (suffix 0AB), with a wiper (suffix 1AB) or with two wipers (suffix 2AB). Please specify in the ordering designation.
- 2) Overrunning frictional torque for preloaded nuts RGT-VTK.
- 3) Maximum axial clearance for non-preloaded nuts RGT-STK.



With wiper

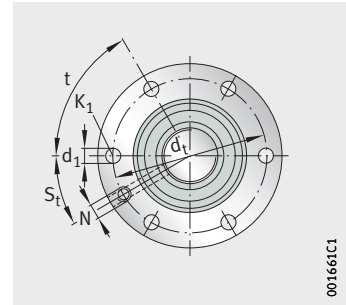


Without wiper

Mounting dimensions				Lubrication			Basic load ratings		Spring characteristic number c_K $N^{2/3}/\mu m$	Frictional torque ²⁾ M_V Ncm	Theoretical efficiency		Limiting speed n_G min^{-1}	Axial clearance ³⁾
d_t	t °	d_1	K_1	N	S_1	S_t °	dyn. C N	stat. C_0 N			η_1	η_2		
70	60	6,5	M6	M6	10	30	62 300	146 700	115,9	26	0,72	0,61	5 000	0,02
							76 700	204 000	136,0					
70	60	6,5	M6	M6	10	30	51 100	79 700	54,9	38	0,82	0,78	5 000	0,02
							90 100	202 200	85,2					
70	60	6,5	M6	M6	10	30	78 200	148 800	63,1	43	0,84	0,81	5 000	0,02
							96 100	206 100	74,0					
70	60	6,5	M6	M6	10	30	79 800	143 600	54,9	58	0,85	0,82	5 000	0,02
							100 000	205 200	65,4					
70	60	6,5	M6	M6	10	30	93 500	145 400	34,6	75	0,86	0,83	5 000	0,04
							114 600	199 900	40,5					
70	60	6,5	M6	M6	10	30	72 800	84 500	18,8	90	0,78	0,72	5 000	0,07
							122 600	192 900	28,1					

Roller screw drives

Flanged nut, single-piece
Standard design



RGT-VTK, RGT-STK

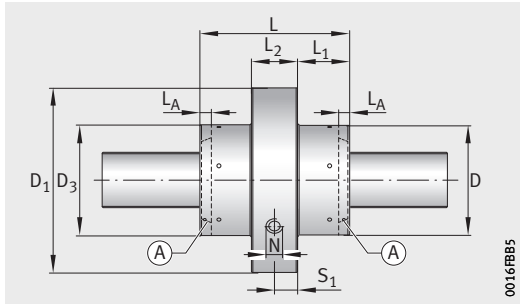
001661C1

Dimension table (continued) - Dimensions in mm

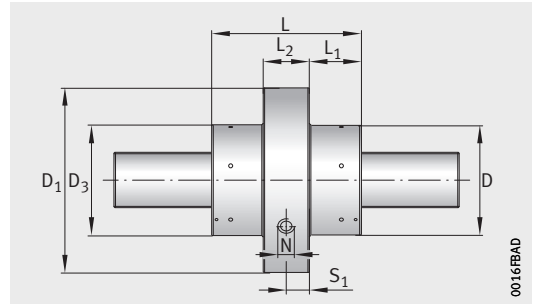
Nominal diameter d_0	Designation	Pitch P	Mobility level	Variant ¹⁾	⊙	Mass m ≈ kg	Dimensions						
							D g6	D_1	D_3 ^{+0,5} ₀	L h12	L_A	L_1	L_2
27	RGT-VTK-027.02 RGT-STK-027.02	2	5	A	-	1,1	55	84	55	55	-	17,5	20
				A	●	1,2				69	-	24,5	
				B	-	1,2				69	-	24,5	
		2	5	C	-	1,4	55	84	55	79	-	29,5	20
				C	●	1,4				79	-	29,5	
				D	-	1,4				79	-	29,5	
	RGT-VTK-027.04 RGT-STK-027.04	4	5	A	-	1,1	55	84	55	55	-	17,5	20
				A	●	1,2				69	-	24,5	
				B	-	1,2				69	-	24,5	
		4	5	C	-	1,4	55	84	55	79	-	29,5	20
				C	●	1,4				79	-	29,5	
				D	-	1,4				79	-	29,5	
RGT-VTK-027.05 RGT-STK-027.05	5	5	A	-	1,1	55	84	55	55	-	17,5	20	
			A	●	1,2				69	-	24,5		
			B	-	1,2				69	-	24,5		
	5	5	C	-	1,4	55	84	55	79	-	29,5	20	
			C	●	1,4				79	-	29,5		
			D	-	1,4				79	-	29,5		
RGT-VTK-027.06 RGT-STK-027.06	6	5	A	-	1,1	55	84	55	55	-	17,5	20	
			A	●	1,2				69	-	24,5		
			B	-	1,2				69	-	24,5		
	6	5	C	-	1,4	55	84	55	79	-	29,5	20	
			C	●	1,4				79	-	29,5		
			D	-	1,4				79	-	29,5		

⊙ Wipers: ● with wiper.

- 1) Depending on the variant, nuts are available without a wiper (suffix 0AB), with a wiper (suffix 1AB) or with two wipers (suffix 2AB). Please specify in the ordering designation.
- 2) Overrunning frictional torque for preloaded nuts RGT-VTK.
- 3) Maximum axial clearance for non-preloaded nuts RGT-STK.



With wiper

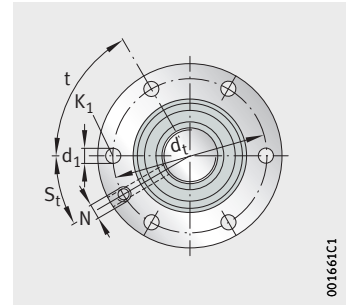


Without wiper

Mounting dimensions				Lubrication			Basic load ratings		Spring characteristic number c_K $N^2/3/\mu m$	Frictional torque ²⁾ M_V Ncm	Theoretical efficiency		Limiting speed n_G min^{-1}	Axial clearance ³⁾
d_t	t °	d_1	K_1	N	S_1	S_t °	dyn. C N	stat. C_0 N			η_1	η_2		
70	60	6,5	M6	M6	10	30	45 400	75 900	85,5	28	0,71	0,58	4 900	0,02
							45 400	75 900	85,5					
							68 800	153 500	117,6					
70	60	6,5	M6	M6	10	30	62 300	130 300	108,9	28	0,71	0,58	4 900	0,02
							62 300	130 300	108,9					
							84 800	214 400	138,0					
70	60	6,5	M6	M6	10	30	52 500	74 500	53,2	40	0,81	0,76	4 900	0,02
							52 500	74 500	53,2					
							80 900	154 200	74,1					
70	60	6,5	M6	M6	10	30	73 200	131 000	68,6	40	0,81	0,76	4 900	0,02
							73 200	131 000	68,6					
							99 000	212 500	86,5					
70	60	6,5	M6	M6	10	30	54 400	72 900	45,3	45	0,83	0,80	4 900	0,02
							54 400	72 900	45,3					
							83 600	149 900	62,9					
70	60	6,5	M6	M6	10	30	75 400	126 700	58,2	45	0,83	0,80	4 900	0,02
							75 400	126 700	58,2					
							103 400	210 400	74,1					
70	60	6,5	M6	M6	10	30	58 600	77 300	41,1	60	0,85	0,82	4 900	0,02
							58 600	77 300	41,1					
							87 100	150 200	55,7					
70	60	6,5	M6	M6	10	30	76 900	122 500	50,6	60	0,85	0,82	4 900	0,02
							76 900	122 500	50,6					
							107 000	208 200	65,2					

Roller screw drives

Flanged nut, single-piece
Standard design



RGT-VTK, RGT-STK

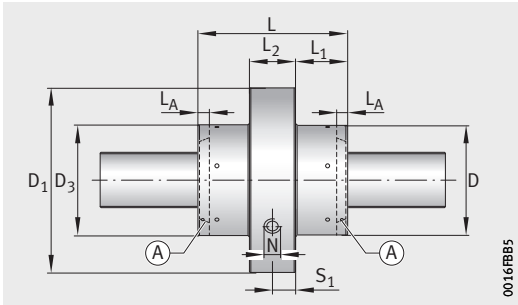
001661C1

Dimension table (continued) - Dimensions in mm

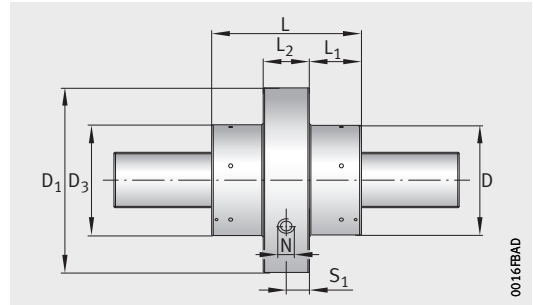
Nominal diameter d_0	Designation	Pitch P	Mobility level	Variant ¹⁾	ⓐ	Mass m ≈ kg	Dimensions						
							D	D ₁	D ₃	L	L _A	L ₁	L ₂
27	RGT-VTK-027.08 RGT-STK-027.08	8	5	A	–	1,1	55	84	55	55	–	17,5	20
				A	●	1,2				69	–	24,5	
				B	–	1,2				69	–	24,5	
		8	5	C	–	1,4	55	84	55	79	–	29,5	20
				C	●	1,4				79	–	29,5	
				D	–	1,4				79	–	29,5	
	RGT-VTK-027.15 RGT-STK-027.15	15	5	A	–	1,1	55	84	55	55	–	17,5	20
				A	●	1,2				69	–	24,5	
				B	–	1,2				69	–	24,5	
		15	5	C	–	1,4	55	84	55	79	–	29,5	20
				C	●	1,4				79	–	29,5	
				D	–	1,4				79	–	29,5	
RGT-VTK-027.25 RGT-STK-027.25	25	5	B	–	1,2	55	84	55	69	–	24,5	20	
			C	–	1,4				79	–	29,5		
	25	5	C	●	1,4	55	84	55	79	–	29,5	20	
			D	–	1,4				79	–	29,5		

ⓐ Wipers: ● with wiper.

- 1) Depending on the variant, nuts are available without a wiper (suffix 0AB), with a wiper (suffix 1AB) or with two wipers (suffix 2AB). Please specify in the ordering designation.
- 2) Overrunning frictional torque for preloaded nuts RGT-VTK.
- 3) Maximum axial clearance for non-preloaded nuts RGT-STK.



With wiper

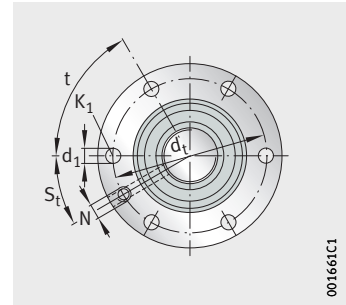


Without wiper

Mounting dimensions				Lubrication			Basic load ratings		Spring characteristic number c_K $N^{2/3}/\mu m$	Frictional torque ²⁾ M_V Ncm	Theoretical efficiency		Limiting speed n_G min^{-1}	Axial clearance ³⁾
d_t	t °	d_1	K_1	N	S_1	S_t °	dyn. C N	stat. C_0 N			η_1	η_2		
70	60	6,5	M6	M6	10	30	61 500	75 900	33,5	75	0,86	0,84	4 900	0,02
							61 500	75 900	33,5					
							94 800	155 600	46,7					
70	60	6,5	M6	M6	10	30	83 900	127 800	42,5	75	0,86	0,84	4 900	0,02
							83 900	127 800	42,5					
							116 000	213 800	54,5					
70	60	6,5	M6	M6	10	30	66 500	71 200	21,1	90	0,85	0,82	4 900	0,04
							66 500	71 200	21,1					
							106 200	153 200	30,2					
70	60	6,5	M6	M6	10	30	90 600	118 800	26,8	90	0,85	0,82	4 900	0,04
							90 600	118 800	26,8					
							129 000	207 400	35,1					
70	60	6,5	M6	M6	10	30	86 300	99 800	16,7	100	0,72	0,62	4 900	0,07
							86 300	99 800	16,7					
							86 300	99 800	16,7					
70	60	6,5	M6	M6	10	30	110 900	147 300	20,2	100	0,72	0,62	4 900	0,07

Roller screw drives

Flanged nut, single-piece
Standard design



RGT-VTK, RGT-STK

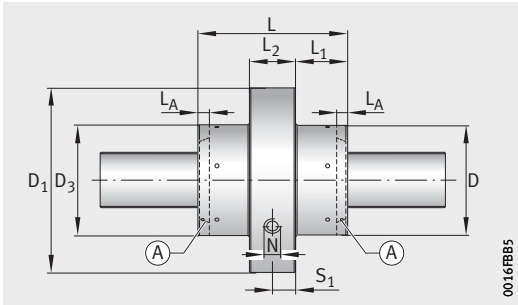
001661C1

Dimension table (continued) - Dimensions in mm

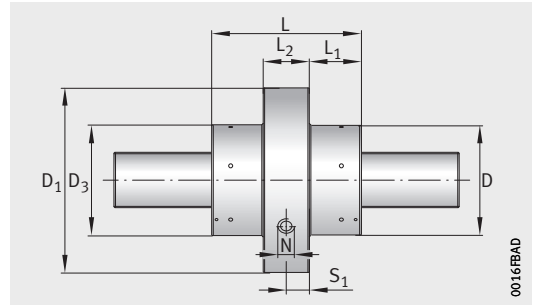
Nominal diameter d_0	Designation	Pitch P	Mobility level	Variant ¹⁾	⊙	Mass m ≈ kg	Dimensions						
							D g6	D ₁	D ₃ ^{+0,5} ₀	L h12	L _A	L ₁	L ₂
30	RGT-VTK-030.02 RGT-STK-030.02	2	5	A	-	1,7	62	97	62	55	-	14	27
				A	●	1,9				69	-	21	
				B	-	1,9				69	-	21	
		2	5	C	-	2,1	64	97	64	85	-	29	27
				C	●	2,1				85	-	29	
				D	-	2,1				85	-	29	
	RGT-VTK-030.04 RGT-STK-030.04	4	5	A	-	1,7	62	97	62	55	-	14	27
				A	●	1,9				69	-	21	
				B	-	1,9				69	-	21	
		4	5	C	-	2,1	64	97	64	85	-	29	27
				C	●	2,1				85	-	29	
				D	-	2,1				85	-	29	
RGT-VTK-030.05 RGT-STK-030.05	5	5	A	-	1,7	62	97	62	55	-	14	27	
			A	●	1,9				69	-	21		
			B	-	1,9				69	-	21		
	5	5	C	-	2,1	64	97	64	85	-	29	27	
			C	●	2,1				85	-	29		
			D	-	2,1				85	-	29		
RGT-VTK-030.06 RGT-STK-030.06	6	5	A	-	1,7	62	97	62	55	-	14	27	
			A	●	1,9				69	-	21		
			B	-	1,9				69	-	21		
	6	5	C	-	2,1	64	97	64	85	-	29	27	
			C	●	2,1				85	-	29		
			D	-	2,1				85	-	29		

⊙ Wipers: ● with wiper.

- 1) Depending on the variant, nuts are available without a wiper (suffix 0AB), with a wiper (suffix 1AB) or with two wipers (suffix 2AB). Please specify in the ordering designation.
- 2) Overrunning frictional torque for preloaded nuts RGT-VTK.
- 3) Maximum axial clearance for non-preloaded nuts RGT-STK.



With wiper

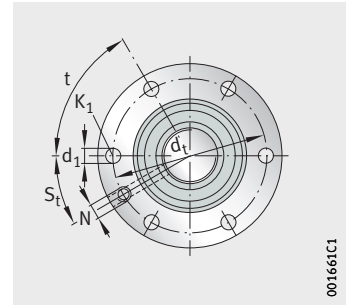


Without wiper

Mounting dimensions				Lubrication			Basic load ratings		Spring characteristic number	Frictional torque ²⁾ M_V Ncm	Theoretical efficiency		Limiting speed n_G min ⁻¹	Axial clearance ³⁾
d_t	t °	d_1	K_1	N	S_1	S_t °	dyn. C N	stat. C_0 N	c_K N ^{2/3} /μm		η_1	η_2		
81	60	9	M8	M6	13,5	30	49 300	75 200	85,1	30	0,69	0,54	4 700	0,02
							49 300	75 200	85,1					
							76 000	157 900	118,1					
81	60	9	M8	M6	13,5	30	79 700	170 700	122,5	30	0,69	0,54	4 700	0,02
							79 700	170 700	122,5					
							102 900	256 300	148,6					
81	60	9	M8	M6	13,5	30	56 600	73 900	52,9	45	0,80	0,75	4 700	0,02
							56 600	73 900	52,9					
							88 700	158 700	74,4					
81	60	9	M8	M6	13,5	30	92 200	168 900	76,6	45	0,80	0,75	4 700	0,02
							92 200	168 900	76,6					
							119 300	254 300	93,1					
81	60	9	M8	M6	13,5	30	60 400	76 400	46,2	55	0,82	0,78	4 700	0,02
							60 400	76 400	46,2					
							93 200	159 100	64,1					
81	60	9	M8	M6	13,5	30	97 800	171 800	66,5	55	0,82	0,78	4 700	0,02
							97 800	171 800	66,5					
							126 700	258 800	80,9					
81	60	9	M8	M6	13,5	30	61 900	74 600	40,4	70	0,84	0,81	4 700	0,02
							61 900	74 600	40,4					
							97 100	159 400	56,8					
81	60	9	M8	M6	13,5	30	99 900	167 100	58,0	70	0,84	0,81	4 700	0,02
							99 900	167 100	58,0					
							130 500	255 000	71,1					

Roller screw drives

Flanged nut, single-piece
Standard design



RGT-VTK, RGT-STK

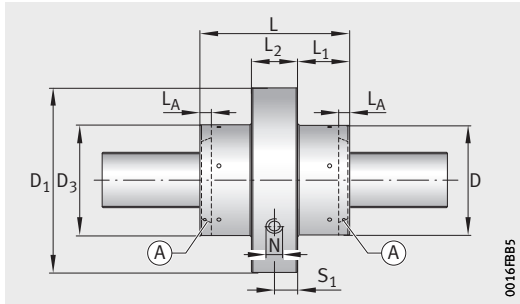
001661C1

Dimension table (continued) - Dimensions in mm

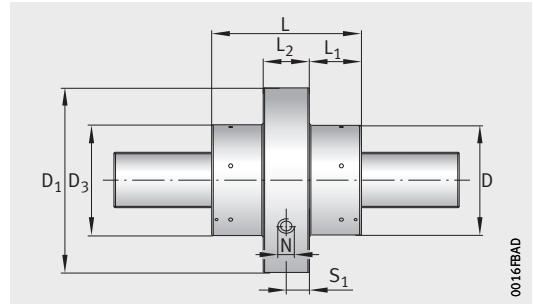
Nominal diameter d_0	Designation	Pitch P	Mobility level	Variant ¹⁾	ⓐ	Mass m ≈ kg	Dimensions						
							D	D ₁	D ₃	L	L _A	L ₁	L ₂
30	RGT-VTK-030.08 RGT-STK-030.08	8	5	A	–	1,7	62	97	62	55	–	14	27
				A	●	1,9				69	–	21	
				B	–	1,9				69	–	21	
		8	5	C	–	2,1	64	97	64	85	–	29	27
				C	●	2,1				85	–	29	
				D	–	2,1				85	–	29	
	RGT-VTK-030.10 RGT-STK-030.10	10	5	A	–	1,7	62	97	62	55	–	14	27
				A	●	1,9				69	–	21	
				B	–	1,9				69	–	21	
		10	5	C	–	2,1	64	97	64	85	–	29	27
				C	●	2,1				85	–	29	
				D	–	2,1				85	–	29	
RGT-VTK-030.20 RGT-STK-030.20	20	5	A	–	1,7	62	97	62	55	–	14	27	
			A	●	1,9				69	–	21		
			B	–	1,9				69	–	21		
	20	5	C	–	2,1	64	97	64	85	–	29	27	
			C	●	2,1				85	–	29		
			D	–	2,1				85	–	29		

ⓐ Wipers: ● with wiper.

- 1) Depending on the variant, nuts are available without a wiper (suffix 0AB), with a wiper (suffix 1AB) or with two wipers (suffix 2AB). Please specify in the ordering designation.
- 2) Overrunning frictional torque for preloaded nuts RGT-VTK.
- 3) Maximum axial clearance for non-preloaded nuts RGT-STK.



With wiper

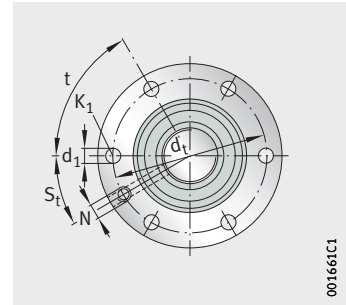


Without wiper

Mounting dimensions				Lubrication			Basic load ratings		Spring characteristic number C_K $N^{2/3}/\mu m$	Frictional torque ²⁾ M_V Ncm	Theoretical efficiency		Limiting speed n_G min^{-1}	Axial clearance ³⁾
d_t	t °	d_1	K_1	N	S_1	S_t °	dyn. C N	stat. C_0 N			η_1	η_2		
81	60	9	M8	M6	13,5	30	63 800	71 100	32,5	80	0,86	0,83	4 700	0,02
							63 800	71 100	32,5					
							101 300	155 200	46,2					
81	60	9	M8	M6	13,5	30	105 400	165 300	47,6	80	0,86	0,83	4 700	0,02
							105 400	165 300	47,6					
							137 000	250 200	58,0					
81	60	9	M8	M6	13,5	30	64 600	67 700	27,3	100	0,86	0,84	4 700	0,04
							64 600	67 700	27,3					
							103 000	148 400	38,9					
81	60	9	M8	M6	13,5	30	113 600	173 700	41,9	100	0,86	0,84	4 700	0,04
							113 600	173 700	41,9					
							144 700	253 700	50,3					
81	60	9	M8	M6	13,5	30	73 900	71 100	17,2	140	0,82	0,78	4 700	0,07
							73 900	71 100	17,2					
							123 900	164 600	25,4					
81	60	9	M8	M6	13,5	30	123 900	164 600	25,4	140	0,82	0,78	4 700	0,07
							123 900	164 600	25,4					
							159 600	243 500	30,8					

Roller screw drives

Flanged nut, single-piece
Standard design



RGT-VTK, RGT-STK

Dimension table (continued) - Dimensions in mm

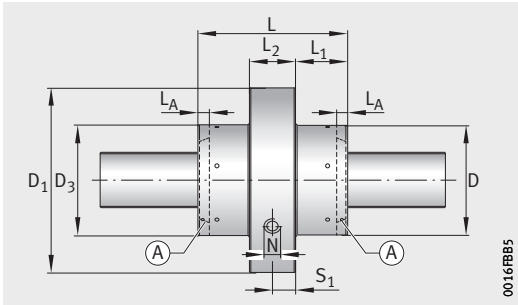
Nominal diameter d_0	Designation	Pitch P	Mobility level	Variant ¹⁾	ⓐ	Mass m ≈ kg	Dimensions						
							D g6	D_1	D_3 ^{+0,5} ₀	L h12	L_A	L_1	L_2
36	RGT-VTK-036.02 RGT-STK-036.02	2	5	A	–	2,3	75	110	75	68	–	21,5	25
				A	●	2,6				82	–	28,5	
				B	–	2,6				82	–	28,5	
	RGT-VTK-036.04 RGT-STK-036.04	4	5	A	–	2,3	75	110	75	68	–	21,5	25
				A	●	2,6				82	–	28,5	
				B	–	2,6				82	–	28,5	
	RGT-VTK-036.05 RGT-STK-036.05	5	5	A	–	2,3	75	110	75	68	–	21,5	25
				A	●	2,6				82	–	28,5	
				B	–	2,6				82	–	28,5	
	RGT-VTK-036.06 RGT-STK-036.06	6	5	A	–	2,3	75	110	75	68	–	21,5	25
				A	●	2,6				82	–	28,5	
				B	–	2,6				82	–	28,5	
	RGT-VTK-036.08 RGT-STK-036.08	8	5	A	–	2,3	75	110	75	68	–	21,5	25
				A	●	2,6				82	–	28,5	
				B	–	2,6				82	–	28,5	
	RGT-VTK-036.10 RGT-STK-036.10	10	5	A	–	2,3	75	110	75	68	–	21,5	25
				A	●	2,6				82	–	28,5	
				B	–	2,6				82	–	28,5	
	RGT-VTK-036.20 RGT-STK-036.20	20	5	A	–	2,3	75	110	75	68	–	21,5	25
				A	●	2,6				82	–	28,5	
				B	–	2,6				82	–	28,5	
	RGT-VTK-036.25 RGT-STK-036.25	25	5	A	–	2,3	75	110	75	68	–	21,5	25
				A	●	2,6				82	–	28,5	
				B	–	2,6				82	–	28,5	
RGT-VTK-036.30 RGT-STK-036.30	30	5	A	–	2,3	75	110	75	68	–	21,5	25	
			A	●	2,6				82	–	28,5		
			B	–	2,6				82	–	28,5		

ⓐ Wipers: ● with wiper.

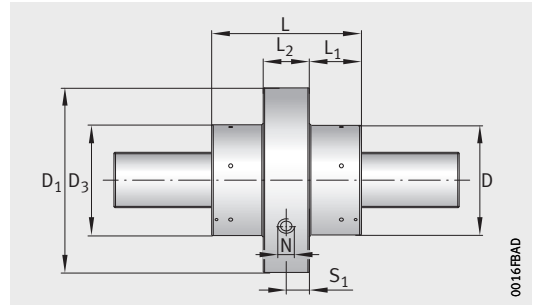
1) Depending on the variant, nuts are available without a wiper (suffix 0AB), with a wiper (suffix 1AB) or with two wipers (suffix 2AB). Please specify in the ordering designation.

2) Overrunning frictional torque for preloaded nuts RGT-VTK.

3) Maximum axial clearance for non-preloaded nuts RGT-STK.



With wiper

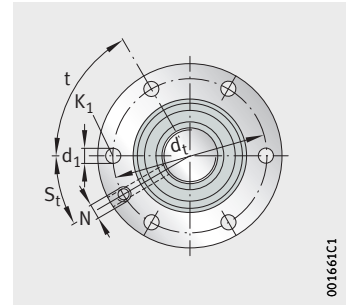


Without wiper

Mounting dimensions				Lubrication			Basic load ratings		Spring characteristic number c_K $N^{2/3}/\mu m$	Frictional torque ²⁾ M_V Ncm	Theoretical efficiency		Limiting speed n_G min^{-1}	Axial clearance ³⁾
d_t	t °	d_1	K_1	N	S_1	S_t °	dyn. C N	stat. C_0 N			η_1	η_2		
92	60	9	M8	M6	12,5	30	70 400	131 900	107,9	45	0,65	0,46	4 400	0,02
							70 400	131 900	107,9					
							98 200	233 300	139,2					
92	60	9	M8	M6	12,5	30	81 800	130 100	67,3	60	0,77	0,71	4 400	0,02
							81 800	130 100	67,3					
							115 500	234 200	87,7					
92	60	9	M8	M6	12,5	30	87 200	133 300	58,6	70	0,80	0,75	4 400	0,02
							87 200	133 300	58,6					
							121 600	234 700	75,6					
92	60	9	M8	M6	12,5	30	90 900	133 700	51,9	80	0,82	0,78	4 400	0,02
							90 900	133 700	51,9					
							124 900	229 100	66,1					
92	60	9	M8	M6	12,5	30	93 800	126 600	41,7	100	0,85	0,82	4 400	0,02
							93 800	126 600	41,7					
							133 400	230 000	54,6					
92	60	9	M8	M6	12,5	30	96 200	122 200	35,2	120	0,86	0,83	4 400	0,04
							96 200	122 200	35,2					
							137 000	221 800	46,2					
92	60	9	M8	M6	12,5	30	111 600	126 500	22,2	160	0,85	0,82	4 400	0,07
							111 600	126 500	22,2					
							152 100	211 200	28,1					
92	60	9	M8	M6	12,5	30	105 300	109 100	17,7	180	0,81	0,77	4 400	0,07
							105 300	109 100	17,7					
							158 500	213 400	24,3					
92	60	9	M8	M6	12,5	30	127 100	144 000	17,7	200	0,77	0,69	4 400	0,07
							127 100	144 000	17,7					
							170 300	230 400	22,2					

Roller screw drives

Flanged nut, single-piece
Standard design



RGT-VTK, RGT-STK

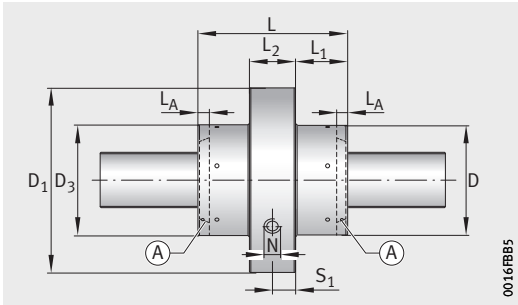
001661C1

Dimension table (continued) - Dimensions in mm

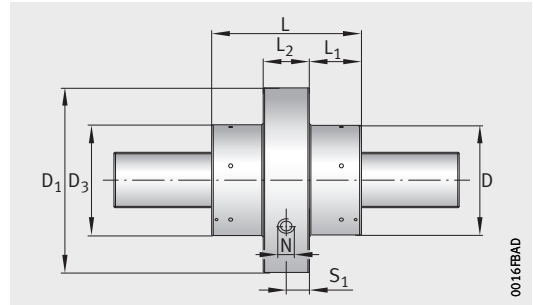
Nominal diameter d_0	Designation	Pitch P	Mobility level	Variant ¹⁾	⊗	Mass m ≈ kg	Dimensions						
							D g6	D_1	D_3 ^{+0,5} ₀	L h12	L_A	L_1	L_2
39	RGT-VTK-039.02 RGT-STK-039.02	2	5	A	-	3,8	80	124	80	72	-	19,5	33
				A	●	3,8				90	-	28,5	
				B	-	3,8				90	-	28,5	
		2	5	C	-	4,0	82	124	82	100	-	33,5	33
				C	●	4,0				100	-	33,5	
				D	-	4,0				100	-	33,5	
	RGT-VTK-039.04 RGT-STK-039.04	4	5	A	-	3,8	80	124	80	72	-	19,5	33
				A	●	3,8				90	-	28,5	
				B	-	3,8				90	-	28,5	
		4	5	C	-	4,0	82	124	82	100	-	33,5	33
				C	●	4,0				100	-	33,5	
				D	-	4,0				100	-	33,5	
RGT-VTK-039.05 RGT-STK-039.05	5	5	A	-	3,8	80	124	80	72	-	19,5	33	
			A	●	3,8				90	-	28,5		
			B	-	3,8				90	-	28,5		
	5	5	C	-	4,0	82	124	82	100	-	33,5	33	
			C	●	4,0				100	-	33,5		
			D	-	4,0				100	-	33,5		
RGT-VTK-039.10 RGT-STK-039.10	10	5	A	-	3,8	80	124	80	72	-	19,5	33	
			A	●	3,8				90	-	28,5		
			B	-	3,8				90	-	28,5		
	10	5	C	-	4,0	82	124	82	100	-	33,5	33	
			C	●	4,0				100	-	33,5		
			D	-	4,0				100	-	33,5		

⊗ Wipers: ● with wiper.

- 1) Depending on the variant, nuts are available without a wiper (suffix 0AB), with a wiper (suffix 1AB) or with two wipers (suffix 2AB). Please specify in the ordering designation.
- 2) Overrunning frictional torque for preloaded nuts RGT-VTK.
- 3) Maximum axial clearance for non-preloaded nuts RGT-STK.



With wiper

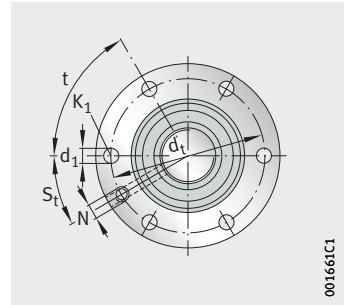


Without wiper

Mounting dimensions				Lubrication			Basic load ratings		Spring characteristic number c_K $N^{2/3}/\mu m$	Frictional torque ²⁾ M_V Ncm	Theoretical efficiency		Limiting speed n_G min^{-1}	Axial clearance ³⁾
d_t	t °	d_1	K_1	N	S_1	S_t °	dyn. C N	stat. C_0 N			η_1	η_2		
102	60	11	M10	M6	16,5	30	84 000	156 900	116,0	80	0,63	0,42	4 200	0,02
							84 000	156 900	116,0					
							123 500	299 900	155,3					
102	60	11	M10	M6	16,5	30	114 900	266 500	147,1	80	0,63	0,42	4 200	0,02
							114 900	266 500	147,1					
							144 600	386 300	175,1					
102	60	11	M10	M6	16,5	30	98 100	157 900	73,1	95	0,76	0,69	4 200	0,02
							98 100	157 900	73,1					
							143 200	297 600	97,3					
102	60	11	M10	M6	16,5	30	133 200	264 300	92,1	95	0,76	0,69	4 200	0,02
							133 200	264 300	92,1					
							168 900	387 200	110,3					
102	60	11	M10	M6	16,5	30	100 900	152 600	62,0	110	0,79	0,74	4 200	0,02
							100 900	152 600	62,0					
							149 500	294 700	83,4					
102	60	11	M10	M6	16,5	30	138 900	261 500	78,9	110	0,79	0,74	4 200	0,02
							138 900	261 500	78,9					
							175 500	380 700	94,2					
102	60	11	M10	M6	16,5	30	117 600	155 000	39,0	170	0,85	0,83	4 200	0,04
							117 600	155 000	39,0					
							174 200	297 200	52,6					
102	60	11	M10	M6	16,5	30	161 800	264 000	49,7	170	0,85	0,83	4 200	0,04
							161 800	264 000	49,7					
							204 500	383 100	59,4					

Roller screw drives

Flanged nut, single-piece
Standard design



001661C1

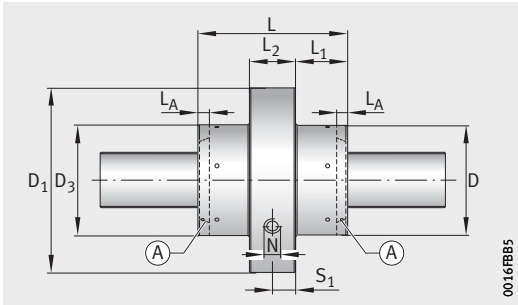
RGT-VTK, RGT-STK

Dimension table (continued) - Dimensions in mm

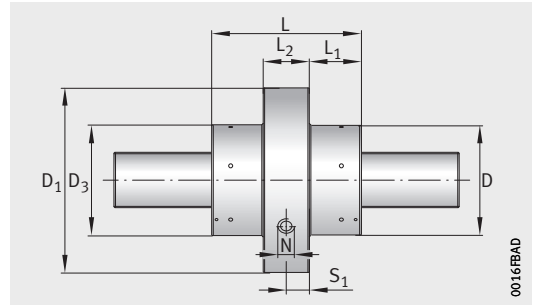
Nominal diameter d_0	Designation	Pitch P	Mobility level	Variant ¹⁾	⊗	Mass m ≈ kg	Dimensions						
							D g6	D_1	D_3 ^{+0,5} ₀	L h12	L_A	L_1	L_2
39	RGT-VTK-039.20 RGT-STK-039.20	20	5	A	–	3,8	80	124	80	72	–	19,5	33
				A	●	3,8				90	–	28,5	
				B	–	3,8				90	–	28,5	
		20	5	C	–	4,0	82	124	82	100	–	33,5	33
				C	●	4,0				100	–	33,5	
				D	–	4,0				100	–	33,5	
	RGT-VTK-039.30 RGT-STK-039.30	30	5	A	–	3,8	80	124	80	72	–	19,5	33
				A	●	3,8				90	–	28,5	
				B	–	3,8				90	–	28,5	
		30	5	C	–	4,0	82	124	82	100	–	33,5	33
				C	●	4,0				100	–	33,5	
				D	–	4,0				100	–	33,5	

⊗ Wipers: ● with wiper.

- 1) Depending on the variant, nuts are available without a wiper (suffix 0AB), with a wiper (suffix 1AB) or with two wipers (suffix 2AB). Please specify in the ordering designation.
- 2) Overrunning frictional torque for preloaded nuts RGT-VTK.
- 3) Maximum axial clearance for non-preloaded nuts RGT-STK.



With wiper

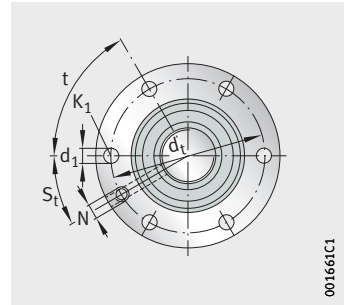


Without wiper

Mounting dimensions				Lubrication			Basic load ratings		Spring characteristic number c_K $N^{2/3}/\mu m$	Fric-tional torque ²⁾ M_V Ncm	Theoretical efficiency		Limiting speed n_G min^{-1}	Axial clearance ³⁾
d_t	t °	d_1	K_1	N	S_1	S_t °	dyn. C N	stat. C_0 N			η_1	η_2		
102	60	11	M10	M6	16,5	30	135 700	159 800	24,6	240	0,85	0,83	4 200	0,07
							135 700	159 800	24,6					
							193 800	285 300	32,2					
102	60	11	M10	M6	16,5	30	179 500	252 500	30,4	240	0,85	0,83	4 200	0,07
							179 500	252 500	30,4					
							235 900	387 800	37,4					
102	60	11	M10	M6	16,5	30	136 800	149 800	18,0	300	0,79	0,74	4 200	0,07
							136 800	149 800	18,0					
							206 800	289 900	24,6					
102	60	11	M10	M6	16,5	30	183 900	241 000	22,5	300	0,79	0,74	4 200	0,07
							183 900	241 000	22,5					
							229 400	340 400	26,6					

Roller screw drives

Flanged nut, single-piece
Standard design



RGT-VTK, RGT-STK

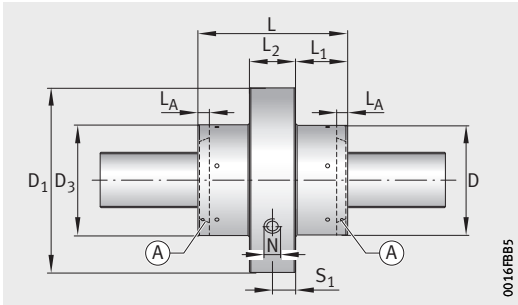
0016661C1

Dimension table (continued) - Dimensions in mm

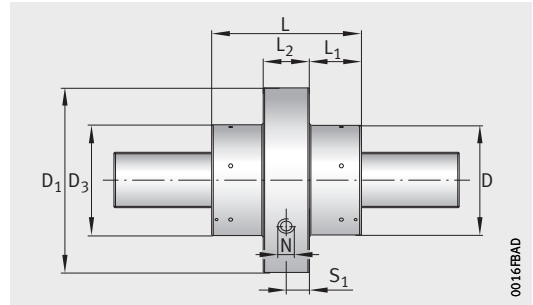
Nominal diameter d_0	Designation	Pitch P	Mobility level	Variant ¹⁾	⊗	Mass m ≈ kg	Dimensions						
							D g6	D_1	D_3 ^{+0,5} ₀	L h12	L_A	L_1	L_2
44	RGT-VTK-044.12 RGT-STK-044.12	12	6	A	●	3,8	82	124	82	90	–	28,5	33
				B	–	3,8				90	–	28,5	
	RGT-VTK-044.24 RGT-STK-044.24	24	6	A	●	3,8	82	124	82	90	–	28,5	33
				B	–	3,8				90	–	28,5	
	RGT-VTK-044.30 RGT-STK-044.30	30	6	A	●	3,8	82	124	82	90	–	28,5	33
				B	–	3,8				90	–	28,5	
	RGT-VTK-044.36 RGT-STK-044.36	36	6	A	●	3,8	82	124	82	90	–	28,5	33
				B	–	3,8				90	–	28,5	
	RGT-VTK-044.42 RGT-STK-044.42	42	6	A	●	3,8	82	124	82	90	–	28,5	33
				B	–	3,8				90	–	28,5	

⊗ Wipers: ● with wiper.

- 1) Depending on the variant, nuts are available without a wiper (suffix 0AB), with a wiper (suffix 1AB) or with two wipers (suffix 2AB). Please specify in the ordering designation.
- 2) Overrunning frictional torque for preloaded nuts RGT-VTK.
- 3) Maximum axial clearance for non-preloaded nuts RGT-STK.



With wiper

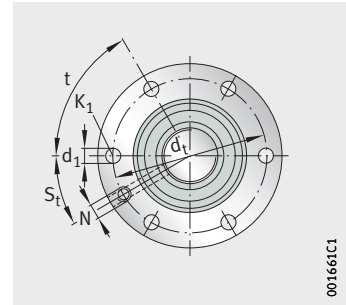


Without wiper

Mounting dimensions				Lubrication			Basic load ratings		Spring characteristic number c_K $N^{2/3}/\mu m$	Frictional torque ²⁾ M_V Ncm	Theoretical efficiency		Limiting speed n_G min^{-1}	Axial clearance ³⁾
d_t	t °	d_1	K_1	N	S_1	S_t °	dyn. C N	stat. C_0 N			η_1	η_2		
102	60	11	M10	M6	16,5	30	132 900	207 000	46,0	180	0,86	0,83	4 100	0,04
							189 900	365 000	60,2					
102	60	11	M10	M6	16,5	30	138 000	179 300	26,8	280	0,85	0,82	4 100	0,07
							211 500	351 500	37,0					
102	60	11	M10	M6	16,5	30	155 300	206 000	24,5	320	0,82	0,78	4 100	0,07
							212 600	335 700	31,1					
102	60	11	M10	M6	16,5	30	163 700	216 600	22,1	360	0,77	0,71	4 100	0,07
							233 900	374 200	29,0					
102	60	11	M10	M6	16,5	30	190 700	269 600	22,1	400	0,71	0,59	4 100	0,07
							245 700	394 800	26,8					

Roller screw drives

Flanged nut, single-piece
Standard design



RGT-VTK, RGT-STK

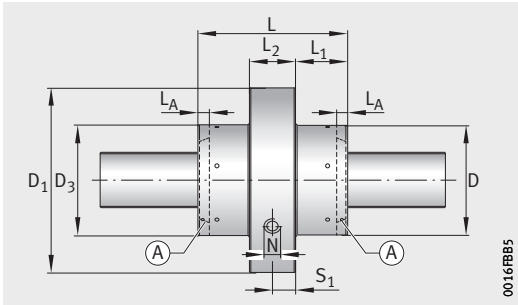
001661C1

Dimension table (continued) - Dimensions in mm

Nominal diameter d_0	Designation	Pitch P	Mobility level	Variant ¹⁾	⊙	Mass m ≈ kg	Dimensions						
							D g6	D_1	D_3 ^{+0,5} ₀	L h12	L_A	L_1	L_2
48	RGT-VTK-048.05 RGT-STK-048.05	5	5	A	–	5,5	96	150	96	95	–	29	37
				A	●	6,0				113	–	38	
				B	–	6,0				113	–	38	
		5	5	C	–	7,6	105	150	105	127	–	45	37
				C	●	7,6				127	–	45	
				D	–	7,6				127	–	45	
	RGT-VTK-048.10 RGT-STK-048.10	10	5	A	–	5,5	96	150	96	95	–	29	37
				A	●	6,0				113	–	38	
				B	–	6,0				113	–	38	
		10	5	C	–	7,6	105	150	105	127	–	45	37
				C	●	7,6				127	–	45	
				D	–	7,6				127	–	45	
RGT-VTK-048.20 RGT-STK-048.20	20	5	A	–	5,5	96	150	96	95	–	29	37	
			A	●	6,0				113	–	38		
			B	–	6,0				113	–	38		
	20	5	C	–	7,6	105	150	105	127	–	45	37	
			C	●	7,6				127	–	45		
			D	–	7,6				127	–	45		

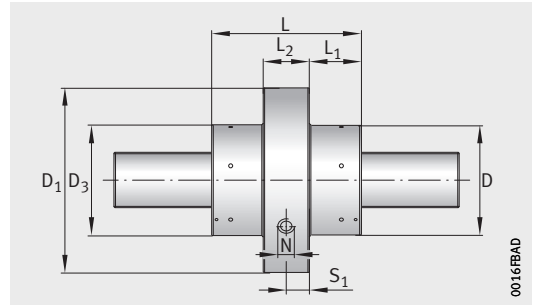
⊙ Wipers: ● with wiper.

- 1) Depending on the variant, nuts are available without a wiper (suffix 0AB), with a wiper (suffix 1AB) or with two wipers (suffix 2AB). Please specify in the ordering designation.
- 2) Overrunning frictional torque for preloaded nuts RGT-VTK.
- 3) Maximum axial clearance for non-preloaded nuts RGT-STK.



0016FB5

With wiper



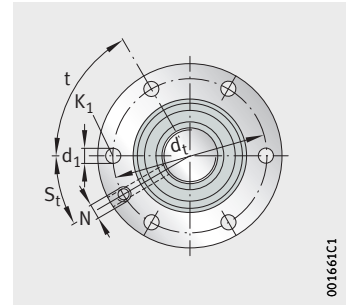
0016FB4D

Without wiper

Mounting dimensions				Lubrication			Basic load ratings		Spring characteristic number c_K $N^{2/3}/\mu m$	Frictional torque ²⁾ M_V Ncm	Theoretical efficiency		Limiting speed n_G min^{-1}	Axial clearance ³⁾
d_t	t °	d_1	K_1	N	S_1	S_t °	dyn. C N	stat. C_0 N			η_1	η_2		
127	60	13	M12	M8×1	18,5	30	165 300	349 300	89,8	180	0,76	0,69	3 800	0,02
							165 300	349 300	89,8					
							213 400	534 600	109,5					
127	60	13	M12	M8×1	18,5	30	202 900	492 200	105,3	180	0,76	0,69	3 800	0,02
							202 900	492 200	105,3					
							249 600	687 200	123,7					
127	60	13	M12	M8×1	18,5	30	188 900	332 800	55,1	200	0,84	0,81	3 800	0,02
							188 900	332 800	55,1					
							246 100	516 400	67,7					
127	60	13	M12	M8×1	18,5	30	233 600	474 300	65,0	200	0,84	0,81	3 800	0,02
							233 600	474 300	65,0					
							289 100	668 000	76,7					
127	60	13	M12	M8×1	18,5	30	214 300	319 500	33,8	280	0,86	0,84	3 800	0,07
							214 300	319 500	33,8					
							289 200	522 300	42,6					
127	60	13	M12	M8×1	18,5	30	274 500	480 300	40,9	280	0,86	0,84	3 800	0,07
							274 500	480 300	40,9					
							332 500	651 700	47,5					

Roller screw drives

Flanged nut, single-piece
Standard design



RGT-VTK, RGT-STK

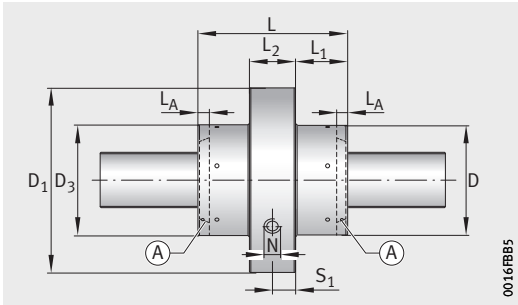
001661C1

Dimension table (continued) - Dimensions in mm

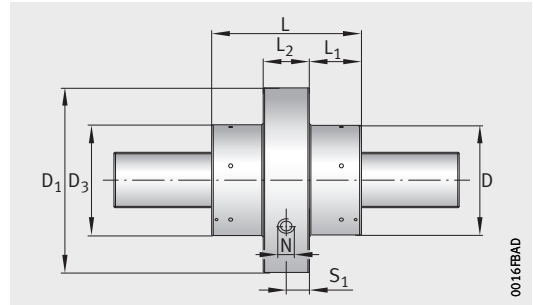
Nominal diameter d_0	Designation	Pitch P	Mobility level	Variant ¹⁾	⊙	Mass m ≈ kg	Dimensions						
							D g6	D_1	D_3 ^{+0,5} ₀	L h12	L_A	L_1	L_2
48	RGT-VTK-048.30 ⁴⁾ RGT-STK-048.30 ⁴⁾	30	5	A	–	5,5	96	150	96	95	–	29	37
				A	●	6,0				113	–	38	
				B	–	6,0				113	–	38	
		30	5	C	–	7,6	105	150	105	127	–	45	37
				C	●	7,6				127	–	45	
				D	–	7,6				127	–	45	
	RGT-VTK-048.40 RGT-STK-048.40	40	5	A	–	5,5	96	150	96	95	–	29	37
				A	●	6,0				113	–	38	
				B	–	6,0				113	–	38	
		40	5	C	–	7,6	105	150	105	127	–	45	37
				C	●	7,6				127	–	45	
				D	–	7,6				127	–	45	

⊙ Wipers: ● with wiper.

- 1) Depending on the variant, nuts are available without a wiper (suffix 0AB), with a wiper (suffix 1AB) or with two wipers (suffix 2AB). Please specify in the ordering designation.
- 2) Overrunning frictional torque for preloaded nuts RGT-VTK.
- 3) Maximum axial clearance for non-preloaded nuts RGT-STK.
- 4) This size is available in mobility levels 5 and 6. Please add the mobility level to the ordering designation (suffix GG5 or GG6). Observe the dimension table, see page 94.



With wiper

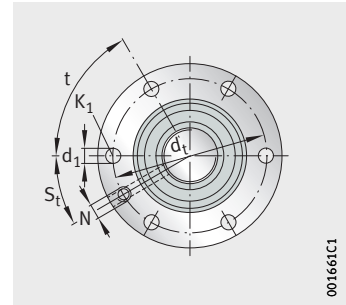


Without wiper

Mounting dimensions				Lubrication			Basic load ratings		Spring characteristic number c_K $N^{2/3}/\mu m$	Frictional torque ²⁾ M_V Ncm	Theoretical efficiency		Limiting speed n_G min^{-1}	Axial clearance ³⁾
d_t	t °	d_1	K_1	N	S_1	S_t °	dyn. C N	stat. C_0 N			η_1	η_2		
127	60	13	M12	M8×1	18,5	30	222 700	325 300	25,8	340	0,83	0,80	3 800	0,07
							222 700	325 300	25,8					
							292 900	506 900	31,9					
127	60	13	M12	M8×1	18,5	30	269 800	444 700	29,9	340	0,83	0,80	3 800	0,07
							269 800	444 700	29,9					
							338 100	635 400	35,7					
127	60	13	M12	M8×1	18,5	30	221 300	330 900	21,3	420	0,77	0,69	3 800	0,07
							221 300	330 900	21,3					
							283 400	491 600	25,8					
127	60	13	M12	M8×1	18,5	30	283 400	491 600	25,8	420	0,77	0,69	3 800	0,07
							283 400	491 600	25,8					
							343 300	662 700	29,9					

Roller screw drives

Flanged nut, single-piece
Standard design



RGT-VTK, RGT-STK

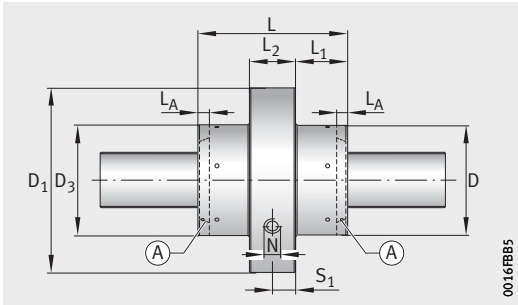
001661C1

Dimension table (continued) - Dimensions in mm

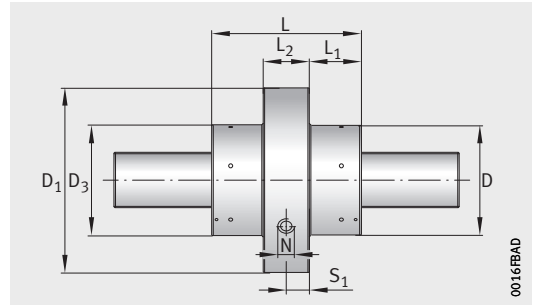
Nominal diameter d_0	Designation	Pitch P	Mobility level	Variant ¹⁾	⊗	Mass m ≈ kg	Dimensions						
							D	D ₁	D ₃	L	L _A	L ₁	L ₂
48	RGT-VTK-048.06 RGT-STK-048.06	6	6	A	–	4,5	86	122	86	94	–	29,5	35
				A	●	5,0				104		34,5	
	RGT-VTK-048.12 RGT-STK-048.12	12	6	A	–	4,5	86	122	86	94	–	29,5	35
				A	●	5,0				104		34,5	
	RGT-VTK-048.18 RGT-STK-048.18	18	6	A	–	4,5	86	122	86	94	–	29,5	35
				A	●	5,0				104		34,5	
	RGT-VTK-048.30⁴⁾ RGT-STK-048.30⁴⁾	30	6	A	–	4,5	86	122	86	94	–	29,5	35
				A	●	5,0				104		34,5	

⊗ Wipers: ● with wiper.

- 1) Depending on the variant, nuts are available without a wiper (suffix 0AB), with a wiper (suffix 1AB) or with two wipers (suffix 2AB). Please specify in the ordering designation.
- 2) Overrunning frictional torque for preloaded nuts RGT-VTK.
- 3) Maximum axial clearance for non-preloaded nuts RGT-STK.
- 4) This size is available in mobility levels 5 and 6. Please add the mobility level to the ordering designation (suffix GG5 or GG6). Observe the dimension table, see page 92.



With wiper

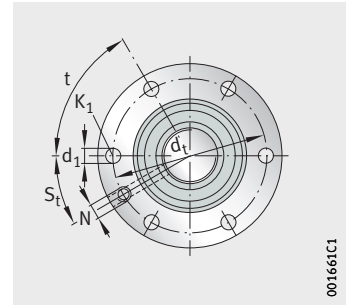


Without wiper

Mounting dimensions				Lubrication			Basic load ratings		Spring characteristic number c_K $N^{2/3}/\mu m$	Frictional torque ²⁾ M_V Ncm	Theoretical efficiency		Limiting speed n_G min^{-1}	Axial clearance ³⁾
d_t	t °	d_1	K_1	N	S_1	S_t °	dyn. C N	stat. C_0 N			η_1	η_2		
104	45	11	M10	M8×1	17,5	22,5	147 200	333 900	91,1	200	0,79	0,73	3 800	0,04
							147 200	333 900	91,1					
104	45	11	M10	M8×1	17,5	22,5	170 800	327 000	56,6	250	0,85	0,83	3 800	0,07
							170 800	327 000	56,6					
104	45	11	M10	M8×1	17,5	22,5	187 600	329 700	43,2	280	0,86	0,84	3 800	0,07
							187 600	329 700	43,2					
104	45	11	M10	M8×1	17,5	22,5	197 900	306 600	29,4	380	0,83	0,80	3 800	0,07
							197 900	306 600	29,4					

Roller screw drives

Flanged nut, single-piece
Standard design



RGT-VTK, RGT-STK

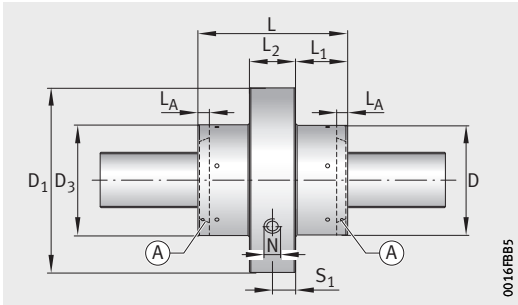
001661C1

Dimension table (continued) - Dimensions in mm

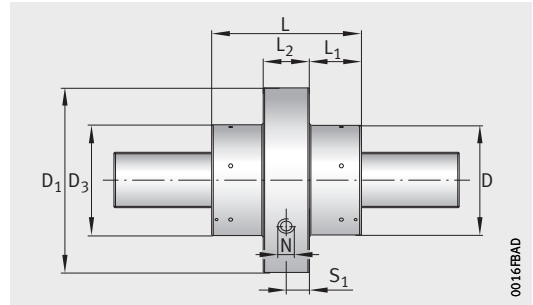
Nominal diameter d_0	Designation	Pitch P	Mobility level	Variant ¹⁾	⊙	Mass m ≈ kg	Dimensions						
							D g6	D_1	D_3 ^{+0,5} ₀	L h12	L_A	L_1	L_2
56	RGT-VTK-056.12 RGT-STK-056.12	12	6	A	●	6,8	105	150	105	112	–	37,5	37
				B	–	6,8				112	–	37,5	
	RGT-VTK-056.24 RGT-STK-056.24	24	6	A	●	6,8	105	150	105	112	–	37,5	37
				B	–	6,8				112	–	37,5	
	RGT-VTK-056.30 RGT-STK-056.30	30	6	A	●	6,8	105	150	105	112	–	37,5	37
				B	–	6,8				112	–	37,5	
	RGT-VTK-056.36 RGT-STK-056.36	36	6	A	●	6,8	105	150	105	112	–	37,5	37
				B	–	6,8				112	–	37,5	

⊙ Wipers: ● with wiper.

- 1) Depending on the variant, nuts are available without a wiper (suffix 0AB), with a wiper (suffix 1AB) or with two wipers (suffix 2AB). Please specify in the ordering designation.
- 2) Overrunning frictional torque for preloaded nuts RGT-VTK.
- 3) Maximum axial clearance for non-preloaded nuts RGT-STK.



With wiper

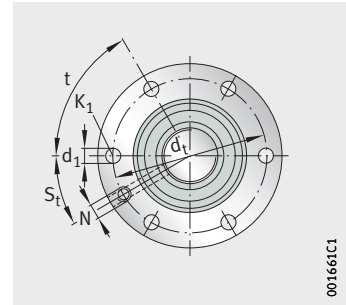


Without wiper

Mounting dimensions				Lubrication			Basic load ratings		Spring characteristic number c_K $N^{2/3}/\mu m$	Frictional torque ²⁾ M_V Ncm	Theoretical efficiency		Limiting speed n_G min^{-1}	Axial clearance ³⁾
d_t	t °	d_1	K_1	N	S_1	S_t °	dyn. C N	stat. C_0 N			η_1	η_2		
127	60	13	M12	M8×1	18,5	30	195 300	335 400	56,7	320	0,84	0,81	3 500	0,04
							261 200	534 700	70,6					
127	60	13	M12	M8×1	18,5	30	217 600	320 800	34,7	400	0,86	0,84	3 500	0,07
							302 500	540 900	44,5					
127	60	13	M12	M8×1	18,5	30	231 700	334 400	30,3	480	0,85	0,82	3 500	0,07
							320 300	555 400	38,7					
127	60	13	M12	M8×1	18,5	30	220 900	306 300	25,6	560	0,83	0,79	3 500	0,07
							302 400	501 300	32,5					

Roller screw drives

Flanged nut, single-piece
Standard design



RGT-VTK, RGT-STK

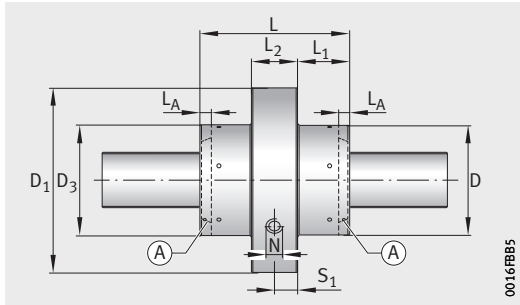
001661C1

Dimension table (continued) - Dimensions in mm

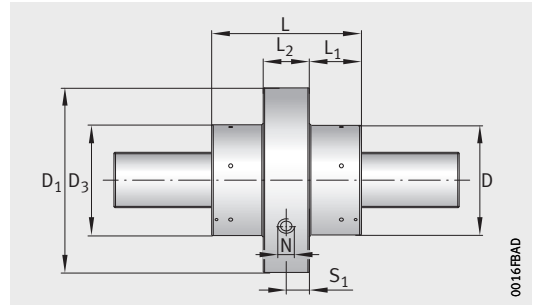
Nominal diameter d_0	Designation	Pitch P	Mobility level	Variant ¹⁾	⊗	Mass m ≈ kg	Dimensions						
							D g6	D_1	D_3 ^{+0,5} ₀	L h12	L_A	L_1	L_2
63	RGT-VTK-063.05 RGT-STK-063.05	5	5	A	–	10,7	118	180	118	115	–	35,0	45
				A	●	11,6	118		118	133	–	44,0	
		5	5	C	–	13,0	122	180	122	152	–	53,5	45
				C	●	13,0	122		122	152	–	53,5	
				D	–	13,4	122		122	152	–	53,5	
				D	–	13,4	122		122	152	–	53,5	
	RGT-VTK-063.10 ³⁾ RGT-STK-063.10 ³⁾	10	5	A	–	10,7	118	180	118	115	–	35,0	45
				A	●	11,6	118		118	133	–	44,0	
		10	5	C	–	13,0	122	180	122	152	–	53,5	45
				C	●	13,0	122		122	152	–	53,5	
				D	–	13,4	122		122	152	–	53,5	
				D	–	13,4	122		122	152	–	53,5	
	RGT-VTK-063.15 RGT-STK-063.15	15	5	A	–	10,7	118	180	118	115	–	35,0	45
				A	●	11,6	118		118	133	–	44,0	
		15	5	C	–	13,0	122	180	122	152	–	53,5	45
				C	●	13,0	122		122	152	–	53,5	
				D	–	13,4	122		122	152	–	53,5	
				D	–	13,4	122		122	152	–	53,5	
	RGT-VTK-063.20 RGT-STK-063.20	20	5	A	–	10,7	118	180	118	115	–	35,0	45
				A	●	11,6	118		118	133	–	44,0	
		20	5	C	–	13,0	122	180	122	152	–	53,5	45
				C	●	13,0	122		122	152	–	53,5	
				D	–	13,4	122		122	152	–	53,5	
				D	–	13,4	122		122	152	–	53,5	
RGT-VTK-063.30 RGT-STK-063.30	30	5	A	–	10,7	118	180	118	115	–	35,0	45	
			A	●	11,6	118		118	133	–	44,0		
	30	5	C	–	13,0	122	180	122	152	–	53,5	45	
			C	●	13,0	122		122	152	–	53,5		
			D	–	13,4	122		122	152	–	53,5		
			D	–	13,4	122		122	152	–	53,5		

⊗ Wipers: ● with wiper.

- Depending on the variant, nuts are available without a wiper (suffix 0AB), with a wiper (suffix 1AB) or with two wipers (suffix 2AB). Please specify in the ordering designation.
- Maximum axial clearance for non-preloaded nuts RGT-STK.
- This size is available in mobility levels 5 and 6. Please add the mobility level to the ordering designation (suffix GG5 or GG6). Observe the dimension table, see page 102.



With wiper

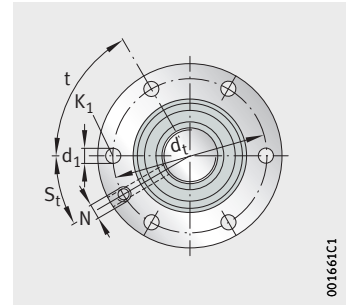


Without wiper

Mounting dimensions				Lubrication			Basic load ratings		Spring characteristic number c_K $N^{2/3}/\mu m$	Frictional torque M_V Ncm	Theoretical efficiency		Limiting speed n_G min^{-1}	Axial clearance ²⁾
d_t	t °	d_1	K_1	N	S_1	S_t °	dyn. C N	stat. C_0 N			η_1	η_2		
150	60	17,5	M16	M8×1	22,5	30	248 700	508 400	105,1	-	0,72	0,61	3 000	0,02
							248 700	508 400	105,1					
150	60	17,5	M16	M8×1	22,5	30	315 800	756 100	126,0	-	0,72	0,61	3 000	0,02
							315 800	756 100	126,0					
							380 800	1 020 500	145,2					
150	60	17,5	M16	M8×1	22,5	30	286 100	500 000	65,5	-	0,82	0,78	3 000	0,04
							286 100	500 000	65,5					
150	60	17,5	M16	M8×1	22,5	30	368 500	760 100	79,4	-	0,82	0,78	3 000	0,04
							368 500	760 100	79,4					
							440 600	1 010 200	90,9					
150	60	17,5	M16	M8×1	22,5	30	312 800	504 100	50,0	-	0,85	0,82	3 000	0,07
							312 800	504 100	50,0					
150	60	17,5	M16	M8×1	22,5	30	394 000	737 200	59,6	-	0,85	0,82	3 000	0,07
							394 000	737 200	59,6					
							486 000	1 028 300	69,8					
15	60	17,5	M16	M8×1	22,5	30	326 200	508 000	41,3	-	0,86	0,84	3 000	0,07
							326 200	508 000	41,3					
150	60	17,5	M16	M8×1	22,5	30	401 600	714 400	48,3	-	0,86	0,84	3 000	0,07
							401 600	714 400	48,3					
							493 200	989 600	56,5					
150	60	17,5	M16	M8×1	22,5	30	326 700	515 800	31,5	-	0,86	0,83	3 000	0,07
							326 700	515 800	31,5					
150	60	17,5	M16	M8×1	22,5	30	411 600	748 900	37,5	-	0,86	0,83	3 000	0,07
							411 600	748 900	37,5					
							494 100	997 100	43,1					

Roller screw drives

Flanged nut, single-piece
Standard design



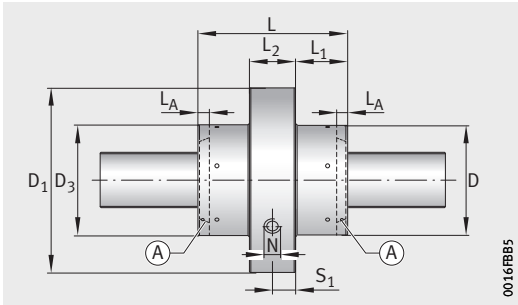
RGT-VTK, RGT-STK

Dimension table (continued) - Dimensions in mm

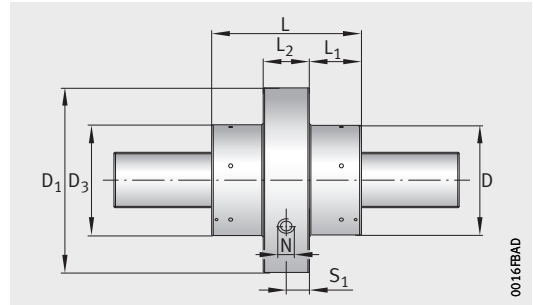
Nominal diameter d_0	Designation	Pitch P	Mobility level	Variant ¹⁾	⊙	Mass m ≈ kg	Dimensions						
							D g6	D_1	D_3 ^{+0,5} ₀	L h12	L_A	L_1	L_2
63	RGT-VTK-063.40 RGT-STK-063.40	40	5	A	–	10,7	118	180	118	115	–	35,0	45
				A	●	11,6	118		118	133	–	44,0	
		40	5	C	–	13,0	122	180	122	152	–	53,5	45
				C	●	13,0	122		122	152	–	53,5	
				D	–	13,4	122		122	152	–	53,5	
				D	–	13,4	122		122	152	–	53,5	
	RGT-VTK-063.45 RGT-STK-063.45	45	5	A	–	10,7	118	180	118	115	–	35,0	45
				A	●	11,6	118		118	133	–	44,0	
		45	5	C	–	13,0	122	180	122	152	–	53,5	45
				C	●	13,0	122		122	152	–	53,5	
				D	–	13,4	122		122	152	–	53,5	
				D	–	13,4	122		122	152	–	53,5	

⊙ Wipers: ● with wiper.

- 1) Depending on the variant, nuts are available without a wiper (suffix 0AB), with a wiper (suffix 1AB) or with two wipers (suffix 2AB). Please specify in the ordering designation.
- 2) Maximum axial clearance for non-preloaded nuts RGT-STK.



With wiper

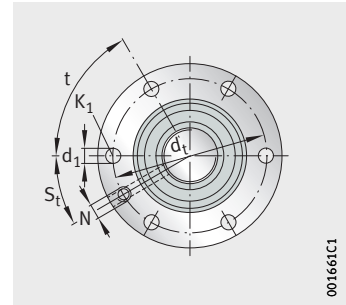


Without wiper

Mounting dimensions				Lubrication			Basic load ratings		Spring characteristic number c_K $N^{2/3}/\mu m$	Frictional torque M_V Ncm	Theoretical efficiency		Limiting speed n_G min^{-1}	Axial clearance ²⁾
d_t	t °	d_1	K_1	N	S_1	S_t °	dyn. C N	stat. C_0 N			η_1	η_2		
150	60	17,5	M16	M8×1	22,5	30	306 200	474 200	24,8	-	0,83	0,80	3 000	0,07
							306 200	474 200	24,8					
150	60	17,5	M16	M8×1	22,5	30	381 900	676 800	29,4	-	0,83	0,80	3 000	0,07
							381 900	676 800	29,4					
							492 000	1 004 500	35,6					
150	60	17,5	M16	M8×1	22,5	30	295 400	453 700	22,4	-	0,81	0,76	3 000	0,07
							295 400	453 700	22,4					
150	60	17,5	M16	M8×1	22,5	30	380 400	680 500	27,1	-	0,81	0,76	3 000	0,07
							380 400	680 500	27,1					
							463 000	624 100	31,5					

Roller screw drives

Flanged nut, single-piece
Standard design



RGT-VTK, RGT-STK

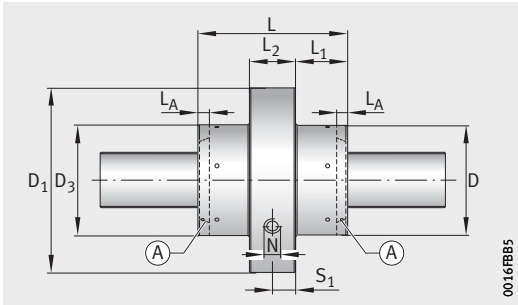
001661C1

Dimension table (continued) - Dimensions in mm

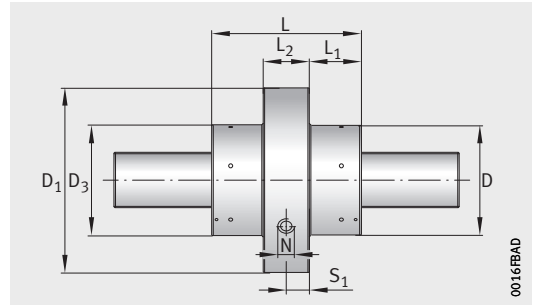
Nominal diameter d_0	Designation	Pitch P	Mobility level	Variant ¹⁾	⊙	Mass m ≈ kg	Dimensions						
							D g6	D_1	D_3 ^{+0,5} ₀	L h12	L_A	L_1	L_2
63	RGT-VTK-063.10 ³⁾ RGT-STK-063.10 ³⁾	10	6	A	-	10,2	115	180	115	111	-	36,5	40
				A	●	11,6	120		120	129	-	39,0	
				B	-	11,6	120		120	129	-	39,0	
	RGT-VTK-063.12 RGT-STK-063.12	12	6	A	-	10,2	115	180	115	111	-	36,5	40
				A	●	11,6	120		120	129	-	39,0	
				B	-	11,6	120		120	129	-	39,0	
	RGT-VTK-063.18 RGT-STK-063.18	18	6	A	-	10,2	115	180	115	111	-	36,5	40
				A	●	11,6	120		120	129	-	39,0	
				B	-	11,6	120		120	129	-	39,0	
	RGT-VTK-063.24 RGT-STK-063.24	24	6	A	-	10,2	115	180	115	111	-	36,5	40
				A	●	11,6	120		120	129	-	39,0	
				B	-	11,6	120		120	129	-	39,0	

⊙ Wipers: ● with wiper.

- 1) Depending on the variant, nuts are available without a wiper (suffix 0AB), with a wiper (suffix 1AB) or with two wipers (suffix 2AB). Please specify in the ordering designation.
- 2) Maximum axial clearance for non-preloaded nuts RGT-STK.
- 3) This size is available in mobility levels 5 and 6. Please add the mobility level to the ordering designation (suffix GG5 or GG6). Observe the dimension table, see page 98.



With wiper

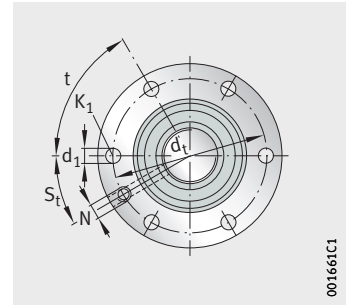


Without wiper

Mounting dimensions				Lubrication			Basic load ratings		Spring characteristic number c_K $N^{2/3}/\mu m$	Frictional torque M_V Ncm	Theoretical efficiency		Limiting speed n_G min^{-1}	Axial clearance ²⁾
d_t	t °	d_1	K_1	N	S_1	S_t °	dyn. C N	stat. C_0 N			η_1	η_2		
150	60	17,5	M16	M8×1	20	30	263 700	543 200	79,9	-	0,82	0,78	3 000	0,04
							263 700	543 200	79,9					
							319 400	735 500	92,4					
150	60	17,5	M16	M8×1	20	30	275 900	548 600	71,0	-	0,83	0,80	3 000	0,07
							275 900	548 600	71,0					
							330 000	728 000	81,3					
150	60	17,5	M16	M8×1	20	30	292 700	527 300	53,0	-	0,86	0,83	3 000	0,07
							292 700	527 300	53,0					
							356 300	718 400	61,5					
150	60	17,5	M16	M8×1	20	30	311 000	530 900	43,8	-	0,86	0,84	3 000	0,07
							311 000	530 900	43,8					
							365 100	682 900	49,4					

Roller screw drives

Flanged nut, single-piece
Standard design



RGT-VTK, RGT-STK

001661C1

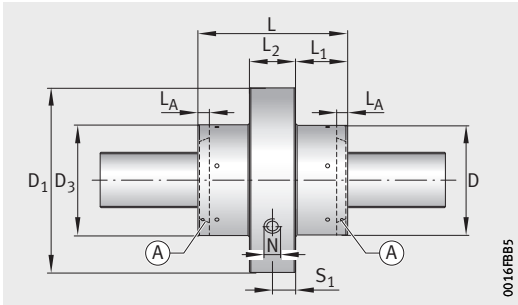
Dimension table (continued) - Dimensions in mm

Nominal diameter d_0	Designation	Pitch P	Mobility level	Variant ¹⁾	⊙	Mass m ≈ kg	Dimensions						
							D g6	D_1	D_3 ^{+0,5} ₀	L h12	L_A	L_1	L_2
78	RGT-VTK-078.05 RGT-STK-078.05	5	6	A	●	22	150	210	150	178	–	66,5	45
				B	●	23				191	4	73,0	
		5	6	C	–	26	150	210	150	215	–	85,0	45
	RGT-VTK-078.10 RGT-STK-078.10	10	6	A	●	22	150	210	150	178	–	66,5	45
				B	●	23				191	4	73,0	
		10	6	C	–	26	150	210	150	215	–	85,0	45
	RGT-VTK-078.15 RGT-STK-078.15	15	6	A	●	22	150	210	150	178	–	66,5	45
				B	●	23				191	4	73,0	
		15	6	C	–	26	150	210	150	215	–	85,0	45
	RGT-VTK-078.20 RGT-STK-078.20	20	6	A	●	22	150	210	150	178	–	66,5	45
				B	●	23				191	4	73,0	
		20	6	C	–	26	150	210	150	215	–	85,0	45
	RGT-VTK-078.30 RGT-STK-078.30	30	6	A	●	22	150	210	150	178	–	66,5	45
				B	●	23				191	4	73,0	
	30	6	C	–	26	150	210	150	215	–	85,0	45	
RGT-VTK-078.36 RGT-STK-078.36	36	6	A	●	22	150	210	150	178	–	66,5	45	
			B	●	23				191	4	73,0		
	36	6	C	–	26	150	210	150	215	–	85,0	45	
RGT-VTK-078.42 RGT-STK-078.42	42	6	A	●	22	150	210	150	178	–	66,5	45	
			B	●	23				191	4	73,0		
	42	6	C	–	26	150	210	150	215	–	85,0	45	

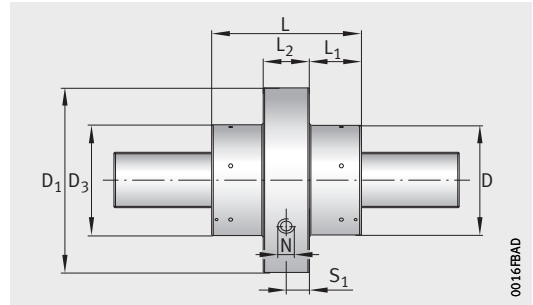
⊙ Wipers: ● with wiper.

1) Depending on the variant, nuts are available without a wiper (suffix 0AB), with a wiper (suffix 1AB) or with two wipers (suffix 2AB). Please specify in the ordering designation.

2) Maximum axial clearance for non-preloaded nuts RGT-STK.



With wiper

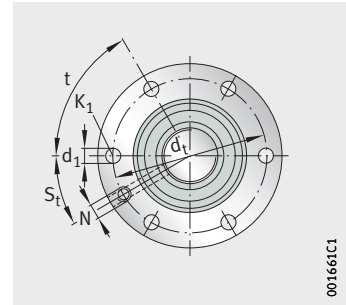


Without wiper

Mounting dimensions				Lubrication			Basic load ratings		Spring characteristic number C_K $N^{2/3}/\mu m$	Frictional torque M_V Ncm	Theoretical efficiency		Limiting speed n_G min^{-1}	Axial clearance ²⁾
d_t	t °	d_1	K_1	N	S_1	S_t °	dyn. C N	stat. C_0 N			η_1	η_2		
180	45	17,5	M16	M8×1	22,5	22,5	358 800	1 371 100	194,9	-	0,68	0,53	2 000	0,02
							417 300	1 739 400	219,8					
180	45	17,5	M16	M8×1	22,5	22,5	495 800	2 263 700	252,0	-	0,68	0,53	2 000	0,02
180	45	17,5	M16	M8×1	22,5	22,5	430 800	1 374 600	122,8	-	0,79	0,74	2 000	0,04
							501 000	1 742 700	138,4					
180	45	17,5	M16	M8×1	22,5	22,5	595 300	2 266 800	158,7	-	0,79	0,74	2 000	0,04
180	45	17,5	M16	M8×1	22,5	22,5	479 000	1 378 100	93,7	-	0,83	0,80	2 000	0,07
							551 200	1 717 400	104,8					
180	45	17,5	M16	M8×1	22,5	22,5	656 200	2 240 400	120,3	-	0,83	0,80	2 000	0,07
180	45	17,5	M16	M8×1	22,5	22,5	502 800	1 326 000	75,8	-	0,85	0,83	2 000	0,07
							593 700	1 720 700	86,5					
180	45	17,5	M16	M8×1	22,5	22,5	706 800	2 243 400	99,3	-	0,85	0,83	2 000	0,07
180	45	17,5	M16	M8×1	22,5	22,5	522 800	1 305 300	57,2	-	0,86	0,84	2 000	0,07
							625 500	1 727 200	66,0					
180	45	17,5	M16	M8×1	22,5	22,5	744 700	2 249 400	75,8	-	0,86	0,84	2 000	0,07
180	45	17,5	M16	M8×1	22,5	22,5	539 400	1 359 200	51,6	-	0,86	0,84	2 000	0,07
							613 900	1 662 600	57,2					
180	45	17,5	M16	M8×1	22,5	22,5	734 600	2 182 600	66,0	-	0,86	0,84	2 000	0,07
180	45	17,5	M16	M8×1	22,5	22,5	529 400	1 313 500	45,7	-	0,85	0,82	2 000	0,07
							617 000	1 666 400	51,6					
180	45	17,5	M16	M8×1	22,5	22,5	730 300	2 151 000	59,0	-	0,85	0,82	2 000	0,07

Roller screw drives

Flanged nut, single-piece
Standard design



RGT-VTK, RGT-STK

001661C1

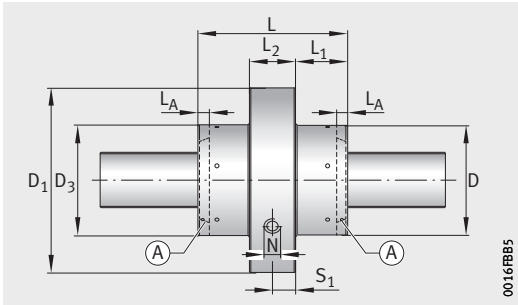
Dimension table (continued) - Dimensions in mm

Nominal diameter d_0	Designation	Pitch P	Mobility level	Variant ¹⁾	⊙	Mass m ≈ kg	Dimensions						
							D	D_1	D_3 _{+0,5 0}	L h12	L_A	L_1	L_2
90	RGT-VTK-090.10 RGT-STK-090.10	10	6	A	●	38	175	250	175	245	7	97,5	50
				B	●	41				275	7	112,5	
		10	6	C	-	42	175	250	175	275	-	112,5	50
	RGT-VTK-090.15 RGT-STK-090.15	15	6	A	●	38	175	250	175	245	7	97,5	50
				B	●	41				275	7	112,5	
		15	6	C	-	42	175	250	175	275	-	112,5	50
	RGT-VTK-090.20 RGT-STK-090.20	20	6	A	●	38	175	250	175	245	7	97,5	50
				B	●	41				275	7	112,5	
		20	6	C	-	42	175	250	175	275	-	112,5	50
	RGT-VTK-090.25 RGT-STK-090.25	25	6	A	●	38	175	250	175	245	7	97,5	50
				B	●	41				275	7	112,5	
		25	6	C	-	42	175	250	175	275	-	112,5	50

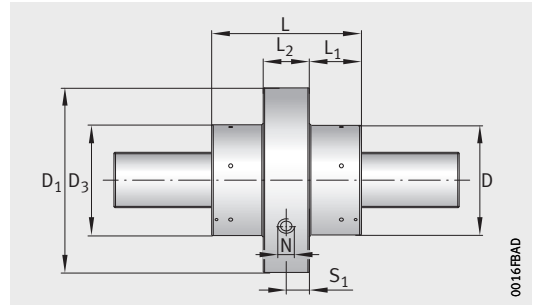
⊙ Wipers: ● with wiper.

1) Depending on the variant, nuts are available without a wiper (suffix 0AB), with a wiper (suffix 1AB) or with two wipers (suffix 2AB). Please specify in the ordering designation.

2) Maximum axial clearance for non-preloaded nuts RGT-STK.



With wiper

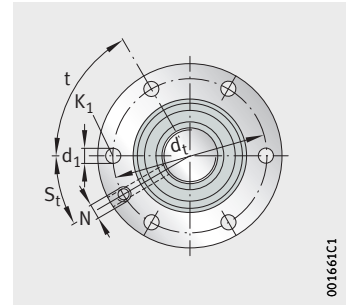


Without wiper

Mounting dimensions				Lubrication			Basic load ratings		Spring characteristic number c_K $N^{2/3}/\mu m$	Frictional torque M_V Ncm	Theoretical efficiency		Limiting speed n_G min^{-1}	Axial clearance ²⁾
d_t	t °	d_1	K_1	N	S_1	S_t °	dyn. C N	stat. C_0 N			η_1	η_2		
210	45	17,5	M16	M8×1	25	22,5	708 700	2 816 000	173,5	-	0,77	0,71	1 700	0,04
							808 400	3 429 800	192,7					
210	45	17,5	M16	M8×1	25	22,5	852 000	3 705 600	200,9	-	0,77	0,71	1 700	0,04
210	45	17,5	M16	M8×1	25	22,5	782 000	2 785 800	131,6	-	0,82	0,78	1 700	0,07
							893 100	3 398 800	146,2					
210	45	17,5	M16	M8×1	25	22,5	947 700	3 708 900	153,3	-	0,82	0,78	1 700	0,07
210	45	17,5	M16	M8×1	25	22,5	849 400	2 823 200	109,3	-	0,85	0,82	1 700	0,07
							969 000	3 436 500	121,4					
210	45	17,5	M16	M8×1	25	22,5	1 021 300	3 712 100	126,5	-	0,85	0,82	1 700	0,07
210	45	17,5	M16	M8×1	25	22,5	855 800	2 793 000	93,6	-	0,86	0,83	1 700	0,07
							974 100	3 388 300	103,8					
210	45	17,5	M16	M8×1	25	22,5	1 023 900	3 646 300	107,9	-	0,86	0,83	1 700	0,07

Roller screw drives

Flanged nut, single-piece
Standard design



RGT-VTK, RGT-STK

0016661C1

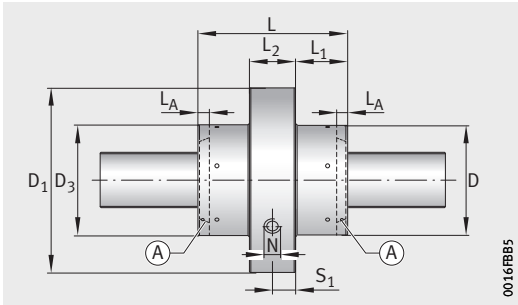
Dimension table (continued) - Dimensions in mm

Nominal diameter d_0	Designation	Pitch P	Mobility level	Variant ¹⁾	⊙	Mass m ≈ kg	Dimensions						
							D g6	D_1	D_3 _{+0,5 0}	L h12	L_A	L_1	L_2
100	RGT-VTK-100.10 RGT-STK-100.10	10	5	A	●	49	200	275	200	260	10	102,5	55
				B	–	51				260	–	102,5	
	RGT-VTK-100.20 RGT-STK-100.20	20	5	A	●	49	200	275	200	260	10	102,5	55
				B	–	51				260	–	102,5	
	RGT-VTK-100.25 RGT-STK-100.25	25	5	A	●	49	200	275	200	260	10	102,5	55
				B	–	51				260	–	102,5	
	RGT-VTK-100.50 RGT-STK-100.50	50	5	A	●	49	200	275	200	260	10	102,5	55
				B	–	51				260	–	102,5	
	RGT-VTK-100.12 RGT-STK-100.12	12	6	A	●	29	180	255	180	195	10	72,5	50
				B	–	31				195	–	72,5	
	RGT-VTK-100.18 RGT-STK-100.18	18	6	A	●	29	180	255	180	195	10	72,5	50
				B	–	31				195	–	72,5	
	RGT-VTK-100.24 RGT-STK-100.24	24	6	A	●	29	180	255	180	195	10	72,5	50
				B	–	31				195	–	72,5	

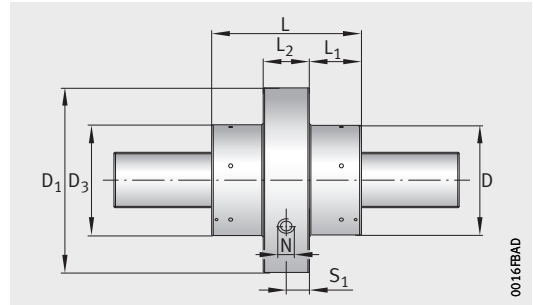
⊙ Wipers: ● with wiper.

¹⁾ Depending on the variant, nuts are available without a wiper (suffix 0AB), with a wiper (suffix 1AB) or with two wipers (suffix 2AB). Please specify in the ordering designation.

²⁾ Maximum axial clearance for non-preloaded nuts RGT-STK.



With wiper

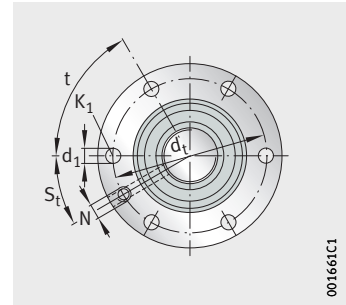


Without wiper

Mounting dimensions				Lubrication			Basic load ratings		Spring characteristic number c_K $N^{2/3}/\mu m$	Frictional torque M_V Ncm	Theoretical efficiency		Limiting speed n_G min^{-1}	Axial clearance ²⁾
d_t	t °	d_1	K_1	N	S_1	S_t °	dyn. C N	stat. C_0 N			η_1	η_2		
245	30	17,5	M16	M8×1	27,5	15	1 124 300	3 436 100	142,8	-	0,76	0,68	1 600	0,04
							1 245 600	4 042 800	154,6					
245	30	17,5	M16	M8×1	27,5	15	1 119 600	3 273 600	87,7	-	0,84	0,81	1 600	0,07
							1 245 200	3 875 300	95,2					
245	30	17,5	M16	M8×1	27,5	15	1 116 400	3 222 400	74,9	-	0,85	0,83	1 600	0,07
							1 243 200	3 822 300	81,4					
245	30	17,5	M16	M8×1	27,5	15	1 137 200	3 262 100	47,2	-	0,85	0,83	1 600	0,07
							1 266 500	3 861 100	51,3					
220	30	17,5	M16	M8×1	25,0	15	635 600	1 665 800	105,4	-	0,78	0,72	1 600	0,04
							772 200	2 308 700	123,1					
220	30	17,5	M16	M8×1	25,0	15	656 900	1 621 800	79,3	-	0,83	0,79	1 600	0,07
							818 900	2 343 800	94,5					
220	30	17,5	M16	M8×1	25,0	15	655 700	1 578 100	64,5	-	0,85	0,82	1 600	0,07
							826 900	2 323 700	77,5					

Roller screw drives

Flanged nut, single-piece
Standard design



RGT-VTK, RGT-STK

001661C1

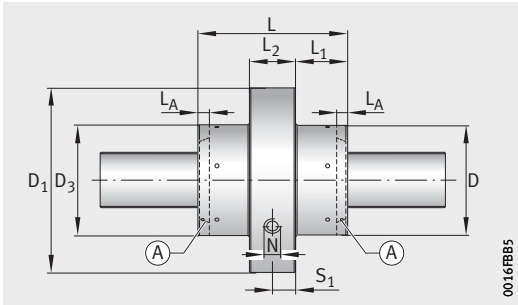
Dimension table (continued) - Dimensions in mm

Nominal diameter d_0	Designation	Pitch P	Mobility level	Variant ¹⁾	⊙	Mass m ≈ kg	Dimensions						
							D	D ₁	D ₃ ^{+0,5} ₀	L h12	L _A	L ₁	L ₂
120	RGT-VTK-120.20 RGT-STK-120.20	20	5	A	●	87	260	340	260	280	12	112,5	55
				B	–	90				280	–	112,5	
		20	5	C	–	102	260	340	260	330	–	137,5	55
	RGT-VTK-120.25 RGT-STK-120.25	25	5	A	●	87	260	340	260	280	12	112,5	55
				B	–	90				280	–	112,5	
		25	5	C	–	102	260	340	260	330	–	137,5	55
135	RGT-VTK-135.15 RGT-STK-135.15	15	5	A	●	124	280	370	280	370	12	155,0	60
	RGT-VTK-135.20 RGT-STK-135.20	20	5	A	●	124	280	370	280	370	12	155,0	60
	RGT-VTK-135.30 RGT-STK-135.30	30	5	A	●	124	280	370	280	370	12	155,0	60
150	RGT-VTK-150.25 RGT-STK-150.25	25	5	A	●	185	320	410	320	412	12	166,0	80
	RGT-VTK-150.30 RGT-STK-150.30	30	5	A	●	185	320	410	320	412	12	166,0	80
	RGT-VTK-150.40 RGT-STK-150.40	40	5	A	●	185	320	410	320	412	12	166,0	80

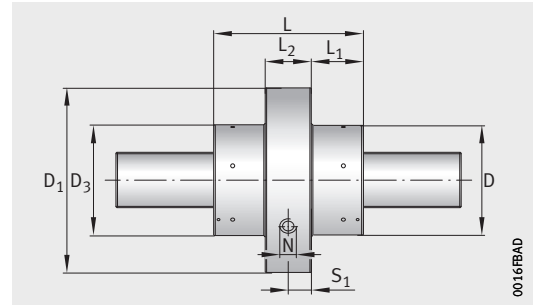
⊙ Wipers: ● with wiper.

¹⁾ Depending on the variant, nuts are available without a wiper (suffix 0AB), with a wiper (suffix 1AB) or with two wipers (suffix 2AB). Please specify in the ordering designation.

²⁾ Maximum axial clearance for non-preloaded nuts RGT-STK.



With wiper

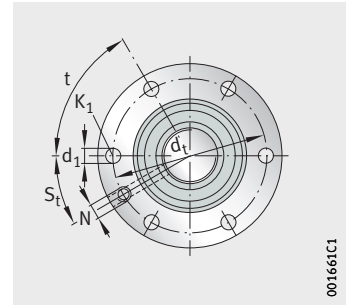


Without wiper

Mounting dimensions				Lubrication			Basic load ratings		Spring characteristic number c_K $N^2/3/\mu m$	Frictional torque M_V Ncm	Theoretical efficiency		Limiting speed n_G min^{-1}	Axial clearance ²⁾
d_t	t °	d_1	K_1	N	S_1	S_t °	dyn. C N	stat. C_0 N			η_1	η_2		
305	30	17,5	M16	M12×1,75	27,5	15	1 196 500	3 942 600	94,4	-	0,82	0,78	1 300	0,07
							1 320 900	4 648 900	102,1					
305	30	17,5	M16	M12×1,75	27,5	15	1 515 600	5 815 500	113,9	-	0,82	0,78	1 300	0,07
305	30	17,5	M16	M12×1,75	27,5	15	1 212 700	3 952 700	81,4	-	0,84	0,81	1 300	0,07
							1 338 800	4 658 900	88,0					
305	30	17,5	M16	M12×1,75	27,5	15	1 523 900	5 751 100	97,5	-	0,84	0,81	1 300	0,07
315	30	22,0	M20	M12×1,75	30,0	15	1 843 300	8 036 300	159,5	-	0,77	0,71	1 200	0,07
315	30	22,0	M20	M12×1,75	30,0	15	1 883 100	8 089 200	132,0	-	0,81	0,76	1 200	0,07
315	30	22,0	M20	M12×1,75	30,0	15	1 904 400	7 941 800	99,7	-	0,85	0,82	1 200	0,07
365	30	26,0	M24	M12×1,75	30,0	15	2 071 300	9 086 700	118,6	-	0,82	0,78	1 000	0,07
365	30	26,0	M24	M12×1,75	40,0	15	2 087 600	9 052 400	104,8	-	0,84	0,81	1 000	0,07
365	30	26,0	M24	M12×1,75	40,0	15	2 122 600	9 076 300	86,5	-	0,86	0,83	1 000	0,07

Roller screw drives

Flanged nut, single-piece
Standard design



RGT-VTK, RGT-STK

001661C1

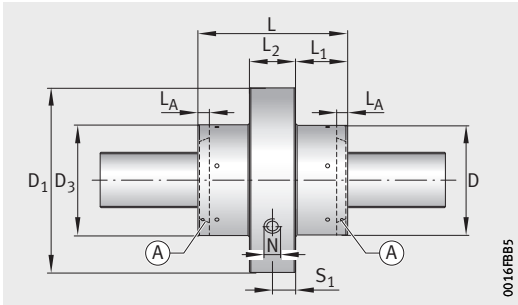
Dimension table (continued) - Dimensions in mm

Nominal diameter d_0	Designation	Pitch P	Mobility level	Variant ¹⁾	⊙	Mass m ≈ kg	Dimensions						
							D g6	D_1	D_3 ^{+0,5} ₀	L h12	L_A	L_1	L_2
180	RGT-VTK-180.20 RGT-STK-180.20	20	5	A	–	355	390	470	390	528	–	219	90
				B	●	373				558	15	234	
	RGT-VTK-180.24 RGT-STK-180.24	24	5	A	–	355	390	470	390	528	–	219	90
				B	●	373				558	15	234	
	RGT-VTK-180.25 RGT-STK-180.25	25	5	A	–	355	390	470	390	528	–	219	90
				B	●	373				558	15	234	
	RGT-VTK-180.30 RGT-STK-180.30	30	5	A	–	355	390	470	390	528	–	219	90
				B	●	373				558	15	234	
	RGT-VTK-180.40 RGT-STK-180.40	40	5	A	–	355	390	470	390	528	–	219	90
				B	●	373				558	15	234	
210	RGT-VTK-210.20 RGT-STK-210.20	20	5	A	●	476	440	530	440	570	20	225	100
				B	–	490				570	–	225	
	RGT-VTK-210.25 RGT-STK-210.25	25	5	A	●	476	440	530	440	570	20	225	100
				B	–	490				570	–	225	
	RGT-VTK-210.30 RGT-STK-210.30	30	5	A	●	476	440	530	440	570	20	225	100
				B	–	490				570	–	225	
	RGT-VTK-210.35 RGT-STK-210.35	35	5	A	●	476	440	530	440	570	20	225	100
				B	–	490				570	–	225	
245	RGT-VTK-245.30 RGT-STK-245.30	30	5	A	–	936	550	650	550	650	–	260	130
				B	–	1190				840	–	355	

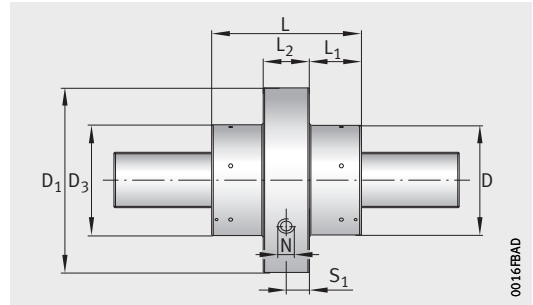
⊙ Wipers: ● with wiper.

1) Depending on the variant, nuts are available without a wiper (suffix 0AB), with a wiper (suffix 1AB) or with two wipers (suffix 2AB). Please specify in the ordering designation.

2) Maximum axial clearance for non-preloaded nuts RGT-STK.



With wiper

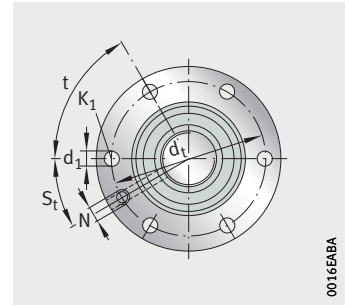


Without wiper

Mounting dimensions				Lubrication			Basic load ratings		Spring characteristic number c_K $N^{2/3}/\mu m$	Frictional torque M_V Ncm	Theoretical efficiency		Limiting speed n_G min^{-1}	Axial clearance ²⁾
d_t	t °	d_1	K_1	N	S_1	S_t °	dyn. C N	stat. C_0 N			η_1	η_2		
433	30	24	M22	M12×1,75	45	15	3 080 900	17 019 600	182,6	-	0,77	0,71	900	0,07
							3 187 300	17 942 900	187,6					
433	30	24	M22	M12×1,75	45	15	3 089 500	16 800 700	160,6	-	0,80	0,75	900	0,07
							3 218 800	17 907 400	165,9					
433	30	24	M22	M12×1,75	45	15	3 104 200	16 860 800	156,6	-	0,80	0,75	900	0,07
							3 239 100	18 014 200	161,9					
433	30	24	M22	M12×1,75	45	15	3 132 600	16 817 000	138,4	-	0,82	0,78	900	0,07
							3 255 500	17 854 100	142,7					
433	30	24	M22	M12×1,75	45	15	3 187 100	16 844 200	114,2	-	0,85	0,82	900	0,10
							3 298 200	17 765 300	117,4					
490	30	26	M24	M12×1,75	50	15	3 482 500	17 564 800	172,9	-	0,75	0,67	700	0,07
							3 741 400	19 653 900	178,9					
490	30	26	M24	M12×1,75	50	15	3 532 800	17 711 400	149,0	-	0,78	0,72	700	0,07
							3 777 800	19 670 500	154,2					
490	30	26	M24	M12×1,75	50	15	3 527 300	17 469 300	131,5	-	0,81	0,76	700	0,07
							3 774 600	19 424 300	135,6					
490	30	26	M24	M12×1,75	50	15	3 533 400	17 357 000	118,6	-	0,82	0,78	700	0,10
							3 823 700	19 637 800	123,0					
600	15	22	M20	M12×1	65	7,5	4 405 100	27 802 400	219,1	-	0,79	0,73	500	0,10
							5 800 000	42 520 300	273,1					

Roller screw drives

Flanged nut, single-piece
Standard design



RGT-VTM, RGT-STM

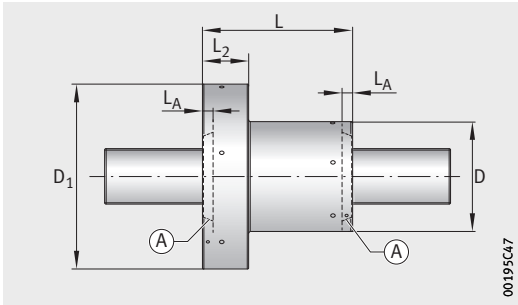
0016EABA

Dimension table · Dimensions in mm

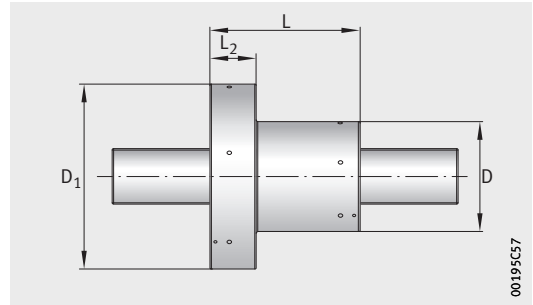
Nominal diameter d_0	Designation	Pitch P	Mobility level	Variant ¹⁾	⊗	Mass m ≈ kg	Dimensions				
							D g6	D_1	L h12	L_A	L_2
5	RGT-VTM-005.01 RGT-STM-005.01	1	3	A	–	0,2	19	40	31	–	12
				A	●	0,2			41	–	
				B	–	0,2			41	–	
	RGT-VTM-005.02 RGT-STM-005.02	2	3	A	–	0,2	19	40	31	–	12
				A	●	0,2			41	–	
				B	–	0,2			41	–	
	RGT-VTM-005.04 RGT-STM-005.04	4	3	A	–	0,2	19	40	31	–	12
				A	●	0,2			41	–	
				B	–	0,2			41	–	

⊗ Wipers: ● with wiper.

- 1) Depending on the variant, nuts are available without a wiper (suffix 0AB), with a wiper (suffix 1AB) or with two wipers (suffix 2AB). Please specify in the ordering designation.
- 2) Overrunning frictional torque for preloaded nuts RGT-VTM.
- 3) Maximum axial clearance for non-preloaded nuts RGT-STM.



With wiper

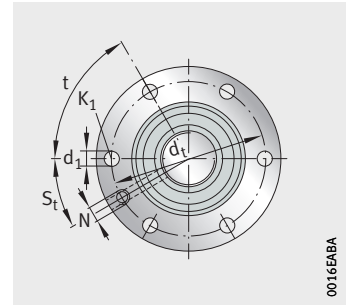


Without wiper

Mounting dimensions				Lubrication			Basic load ratings		Spring characteristic number c_K $N^{2/3}/\mu m$	Frictional torque ²⁾ M_V Ncm	Theoretical efficiency		Limiting speed n_G min^{-1}	Axial clearance ³⁾
d_t	t °	d_1	K_1	N	S_1	S_t °	dyn. C N	stat. C_0 N			η_1	η_2		
30	60	4,5	M4	M6	-	30	4 700	9 600	35,8	3	0,85	0,82	6 000	0,01
							4 700	9 600	35,8					
							7 400	20 600	51,2					
30	60	4,5	M4	M6	-	30	5 500	9 700	22,5	4	0,86	0,84	6 000	0,01
							5 500	9 700	22,5					
							8 700	20 700	32,3					
30	60	4,5	M4	M6	-	30	6 000	9 300	13,7	5	0,74	0,65	6 000	0,01
							6 000	9 300	13,7					
							9 900	20 900	20,3					

Roller screw drives

Flanged nut, single-piece
Standard design



RGT-VTM, RGT-STM

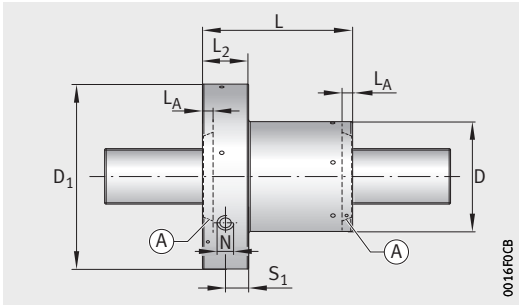
0016EABA

Dimension table (continued) - Dimensions in mm

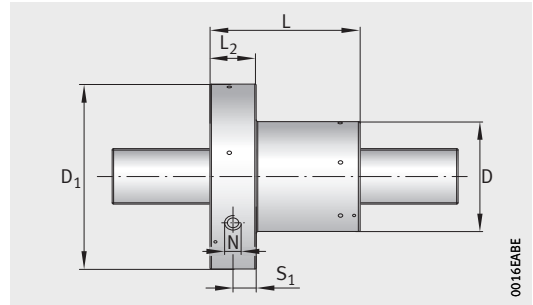
Nominal diameter d_0	Designation	Pitch P	Mobility level	Variant ¹⁾	⊗	Mass m ≈ kg	Dimensions				
							D g6	D_1	L h12	L_A	L_2
8	RGT-VTM-008.01 RGT-STM-008.01	1	4	A	–	0,2	21	41	31	–	16
				A	●	0,2			41	–	
				B	–	0,2			41	–	
		1	4	C	–	0,3	25	46	44	–	16
				C	●	0,3			44	–	
				D	–	0,3			44	–	
	RGT-VTM-008.02 RGT-STM-008.02	2	4	A	–	0,2	21	41	31	–	16
				A	●	0,2			41	–	
				B	–	0,2			41	–	
		2	4	C	–	0,3	25	46	44	–	16
				C	●	0,3			44	–	
				D	–	0,3			44	–	
	RGT-VTM-008.04 RGT-STM-008.04	4	4	A	–	0,2	21	41	31	–	16
				A	●	0,2			41	–	
				B	–	0,2			41	–	
		4	4	C	–	0,3	25	46	44	–	16
C				●	0,3	44			–		
D				–	0,3	44			–		
RGT-VTM-008.05 RGT-STM-008.05	5	4	A	–	0,2	21	41	31	–	16	
			A	●	0,2			41	–		
			B	–	0,2			41	–		
	5	4	C	–	0,3	25	46	44	–	16	
			C	●	0,3			44	–		
			D	–	0,3			44	–		

⊗ Wipers: ● with wiper.

- 1) Depending on the variant, nuts are available without a wiper (suffix 0AB), with a wiper (suffix 1AB) or with two wipers (suffix 2AB). Please specify in the ordering designation.
- 2) Overrunning frictional torque for preloaded nuts RGT-VTM.
- 3) Maximum axial clearance for non-preloaded nuts RGT-STM.



With wiper

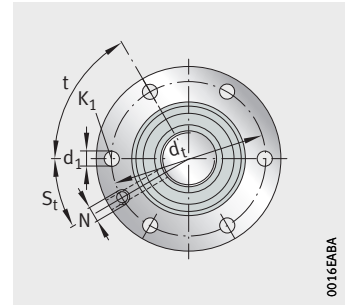


Without wiper

Mounting dimensions				Lubrication			Basic load ratings		Spring characteristic number c_K $N^{2/3}/\mu m$	Frictional torque ²⁾ M_V Ncm	Theoretical efficiency		Limiting speed n_G min^{-1}	Axial clearance ³⁾
d_t	t °	d_1	K_1	N	S_1	S_t °	dyn. C N	stat. C_0 N			η_1	η_2		
31	60	4,5	M4	M6	5	30	7 500	14 600	54,0	3	0,79	0,73	5 800	0,02
							7 500	14 600	54,0					
							12 000	30 800	77,3					
36	60	4,5	M4	M6	5	30	8 800	19 300	61,5	3	0,79	0,73	5 800	0,02
							8 800	19 300	61,5					
							13 300	36 000	83,7					
31	60	4,5	M4	M6	5	30	8 700	14 700	34,0	4	0,85	0,83	5 800	0,02
							8 700	14 700	34,0					
							14 000	30 900	48,7					
36	60	4,5	M4	M6	5	30	14 000	30 900	48,7	4	0,85	0,83	5 800	0,02
							10 300	19 400	38,7					
							15 500	36 100	52,7					
31	60	4,5	M4	M6	5	30	10 000	14 900	21,4	5	0,85	0,83	5 800	0,02
							10 000	14 900	21,4					
							16 100	31 100	30,7					
36	60	4,5	M4	M6	5	30	11 900	19 600	24,4	5	0,85	0,83	5 800	0,02
							11 900	19 600	24,4					
							17 900	36 300	33,2					
31	60	4,5	M4	M6	5	30	10 300	14 700	18,2	6	0,83	0,80	5 800	0,02
							10 300	14 700	18,2					
							16 600	30 800	26,3					
36	60	4,5	M4	M6	5	30	11 900	18 500	20,4	6	0,83	0,80	5 800	0,02
							11 900	18 500	20,4					
							18 200	35 100	28,1					

Roller screw drives

Flanged nut, single-piece
Standard design



RGT-VTM, RGT-STM

0016EABA

Dimension table (continued) - Dimensions in mm

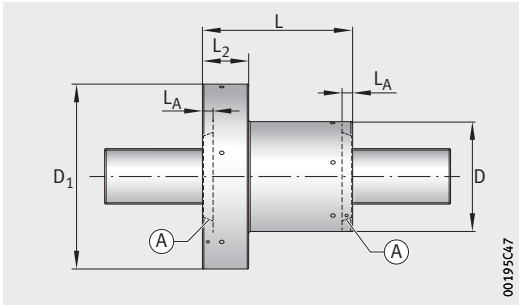
Nominal diameter d_0	Designation	Pitch P	Mobility level	Variant ¹⁾	⊗	Mass m ≈ kg	Dimensions				
							D g6	D_1	L h12	L_A	L_2
12	RGT-VTM-012.01 RGT-STM-012.01	1	4	A	-	0,3	32	51	31	-	16
				A	●	0,3			41	-	
				B	-	0,3			41	-	
		1	4	C	-	0,3	32	51	44	-	16
				C	●	0,3			44	-	
				D	-	0,3			44	-	
	RGT-VTM-012.02 RGT-STM-012.02	2	5	A	-	0,3	30	51	31	-	16
				A	●	0,3			41	-	
				B	-	0,3			41	-	
		2	5	C	-	0,3	30	51	44	-	16
				C	●	0,3			44	-	
	RGT-VTM-012.04 RGT-STM-012.04	4	5	A	-	0,3	30	51	31	-	16
				A	●	0,3			41	-	
				B	-	0,3			41	-	
		4	5	C	-	0,3	30	51	44	-	16
				C	●	0,3			44	-	
RGT-VTM-012.05 RGT-STM-012.05	5	5	A	-	0,3	30	51	31	-	16	
			A	●	0,3			41	-		
			B	-	0,3			41	-		
	5	5	C	-	0,3	30	51	44	-	16	
			C	●	0,3			44	-		
RGT-VTM-012.10 RGT-STM-012.10	10	5	A	-	0,3	30	51	31	-	16	
			A	●	0,3			41	-		
			B	-	0,3			41	-		
	10	5	C	-	0,3	30	51	44	-	16	
			C	●	0,3			44	-		

⊗ Wipers: ● with wiper.

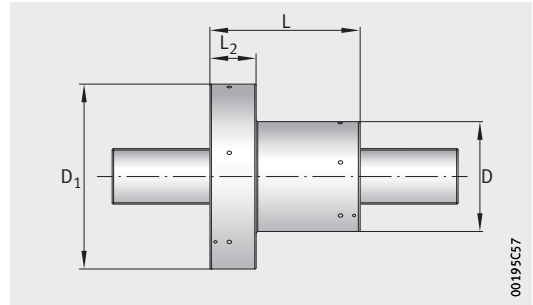
1) Depending on the variant, nuts are available without a wiper (suffix 0AB), with a wiper (suffix 1AB) or with two wipers (suffix 2AB). Please specify in the ordering designation.

2) Overrunning frictional torque for preloaded nuts RGT-VTM.

3) Maximum axial clearance for non-preloaded nuts RGT-STM.



With wiper

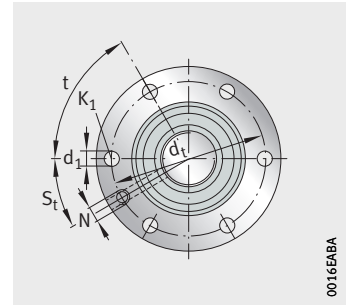


Without wiper

Mounting dimensions				Lubrication			Basic load ratings		Spring characteristic number c_K $N^2/3/\mu m$	Frictional torque ²⁾ M_V Ncm	Theoretical efficiency		Limiting speed n_G min^{-1}	Axial clearance ³⁾
d_t	t °	d_1	K_1	N	S_1	S_t °	dyn. C N	stat. C_0 N			η_1	η_2		
41	60	4,5	M4	M6	-	30	11 300	15 300	51,9	3	0,73	0,62	5 600	0,02
							11 300	15 300	51,9					
							18 900	36 000	76,5					
41	60	4,5	M4	M6	-	30	13 400	20 500	59,1	3	0,73	0,62	5 600	0,02
							13 400	20 500	59,1					
							20 200	40 100	80,5					
41	60	4,5	M4	M6	-	30	13 500	20 000	46,8	4	0,82	0,78	5 600	0,02
							13 500	20 000	46,8					
							24 000	48 700	72,2					
41	60	4,5	M4	M6	-	30	15 800	25 900	52,9	4	0,82	0,78	5 600	0,02
							15 800	25 900	52,9					
41	60	4,5	M4	M6	-	30	15 100	19 400	28,9	5	0,86	0,84	5 600	0,02
							15 100	19 400	28,9					
							27 300	48 000	45,0					
41	60	4,5	M4	M6	-	30	18 300	26 200	33,3	5	0,86	0,84	5 600	0,02
							18 300	26 200	33,3					
41	60	4,5	M4	M6	-	30	16 200	20 400	25,4	6	0,86	0,84	5 600	0,02
							16 200	20 400	25,4					
							29 100	49 500	39,4					
41	60	4,5	M4	M6	-	30	19 300	26 700	28,9	6	0,86	0,84	5 600	0,02
							19 300	26 700	28,9					
41	60	4,5	M4	M6	-	30	18 200	20 900	16,0	8	0,77	0,69	5 600	0,02
							18 200	20 900	16,0					
							31 600	47 700	24,2					
41	60	4,5	M4	M6	-	30	20 500	25 100	17,5	8	0,77	0,69	5 600	0,02
							20 500	25 100	17,5					

Roller screw drives

Flanged nut, single-piece
Standard design



RGT-VTM, RGT-STM

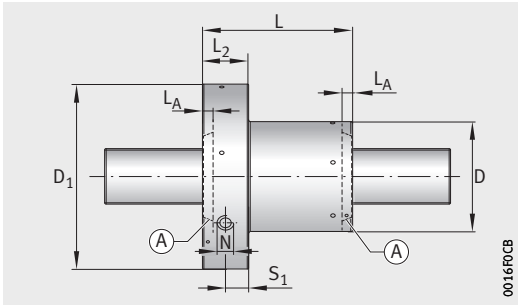
0016EABA

Dimension table (continued) - Dimensions in mm

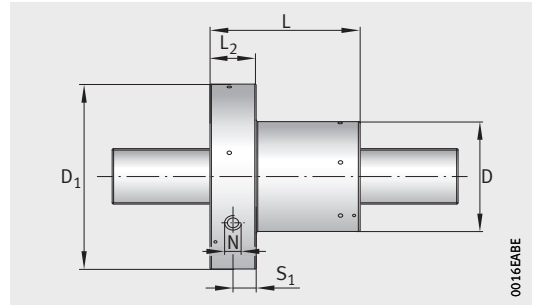
Nominal diameter d_0	Designation	Pitch P	Mobility level	Variant ¹⁾	⊗	Mass m ≈ kg	Dimensions				
							D g6	D_1	L h12	L_A	L_2
15	RGT-VTM-015.02 RGT-STM-015.02	2	5	A	-	0,4	34	58	35	-	18
				A	●	0,4			45	-	
				B	-	0,4			45	-	
		2	5	C	-	0,5	35	58	50	-	18
				C	●	0,5			50	-	
				D	-	0,5			50	-	
	RGT-VTM-015.04 RGT-STM-015.04	4	5	A	-	0,4	34	58	35	-	18
				A	●	0,4			45	-	
				B	-	0,4			45	-	
		4	5	C	-	0,5	35	58	50	-	18
				C	●	0,5			50	-	
				D	-	0,5			50	-	
	RGT-VTM-015.05 RGT-STM-015.05	5	5	A	-	0,4	34	58	35	-	18
				A	●	0,4			45	-	
				B	-	0,4			45	-	
		5	5	C	-	0,5	35	58	50	-	18
				C	●	0,5			50	-	
				D	-	0,5			50	-	
RGT-VTM-015.06 RGT-STM-015.06	6	5	A	-	0,4	34	58	35	-	18	
			A	●	0,4			45	-		
			B	-	0,4			45	-		
	6	5	C	-	0,5	35	58	50	-	18	
			C	●	0,5			50	-		
			D	-	0,5			50	-		

⊗ Wipers: ● with wiper.

- 1) Depending on the variant, nuts are available without a wiper (suffix 0AB), with a wiper (suffix 1AB) or with two wipers (suffix 2AB). Please specify in the ordering designation.
- 2) Overrunning frictional torque for preloaded nuts RGT-VTM.
- 3) Maximum axial clearance for non-preloaded nuts RGT-STM.



With wiper

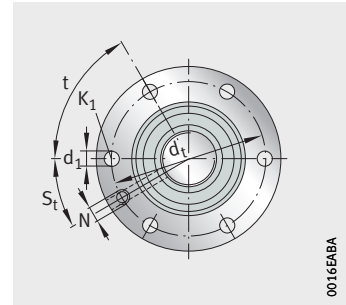


Without wiper

Mounting dimensions				Lubrication			Basic load ratings		Spring characteristic number c_K $N^{2/3}/\mu m$	Fric-tional torque ²⁾ M_V Ncm	Theoretical efficiency		Lim-iting speed n_G min^{-1}	Axial clear-ance ³⁾
d_t	t °	d_1	K_1	N	S_1	S_t °	dyn. C N	stat. C_0 N			η_1	η_2		
46	60	5,5	M5	M6	5	30	15 700	22 400	48,6	6	0,80	0,75	5 500	0,02
							15 700	22 400	48,6					
							25 400	48 600	69,6					
46	60	5,5	M5	M6	5	30	20 500	34 500	59,1	6	0,80	0,75	5 500	0,02
							20 500	34 500	59,1					
							29 900	62 300	78,6					
46	60	5,5	M5	M6	5	30	17 700	21 800	30,0	7	0,86	0,83	5 500	0,02
							17 700	21 800	30,0					
							29 400	48 900	43,8					
46	60	5,5	M5	M6	5	30	23 200	33 800	36,7	7	0,86	0,83	5 500	0,02
							23 200	33 800	36,7					
							34 600	62 600	49,5					
46	60	5,5	M5	M6	5	30	19 000	22 900	26,4	9	0,86	0,84	5 500	0,02
							19 000	22 900	26,4					
							30 800	49 100	37,8					
46	60	5,5	M5	M6	5	30	25 000	35 500	32,3	9	0,86	0,84	5 500	0,02
							25 000	35 500	32,3					
							36 400	63 300	42,9					
46	60	5,5	M5	M6	5	30	18 700	21 200	22,5	10	0,86	0,84	5 500	0,02
							18 700	21 200	22,5					
							31 900	49 200	33,5					
46	60	5,5	M5	M6	5	30	24 700	33 100	27,6	10	0,86	0,84	5 500	0,02
							24 700	33 100	27,6					
							37 500	62 800	37,8					

Roller screw drives

Flanged nut, single-piece
Standard design



RGT-VTM, RGT-STM

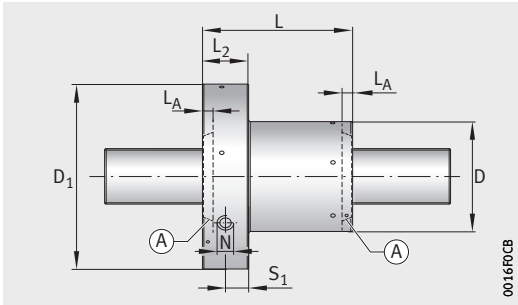
0016EABA

Dimension table (continued) - Dimensions in mm

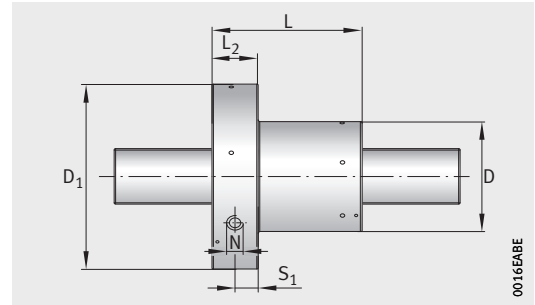
Nominal diameter d_0	Designation	Pitch P	Mobility level	Variant ¹⁾	ⓐ	Mass m ≈ kg	Dimensions				
							D g6	D_1	L h12	L_A	L_2
15	RGT-VTM-015.08 RGT-STM-015.08	8	5	A	–	0,4	34	58	35	–	18
				A	●	0,4			45	–	
				B	–	0,4			45	–	
		8	5	C	–	0,5	35	58	50	–	18
				C	●	0,5			50	–	
				D	–	0,5			50	–	
	RGT-VTM-015.10 RGT-STM-015.10	10	5	A	–	0,4	34	58	35	–	18
				A	●	0,4			45	–	
				B	–	0,4			45	–	
		10	5	C	–	0,5	35	58	50	–	18
				C	●	0,5			50	–	
				D	–	0,5			50	–	

ⓐ Wipers: ● with wiper.

- 1) Depending on the variant, nuts are available without a wiper (suffix 0AB), with a wiper (suffix 1AB) or with two wipers (suffix 2AB). Please specify in the ordering designation.
- 2) Overrunning frictional torque for preloaded nuts RGT-VTM.
- 3) Maximum axial clearance for non-preloaded nuts RGT-STM.



With wiper

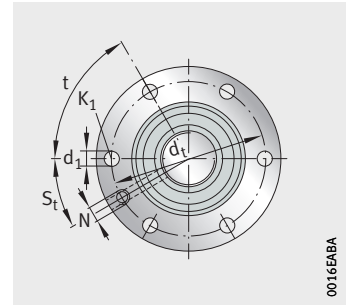


Without wiper

Mounting dimensions				Lubrication			Basic load ratings		Spring characteristic number c_K $N^{2/3}/\mu m$	Frictional torque ²⁾ M_V Ncm	Theoretical efficiency		Limiting speed n_G min^{-1}	Axial clearance ³⁾
d_t	t °	d_1	K_1	N	S_1	S_t °	dyn. C N	stat. C_0 N			η_1	η_2		
46	60	5,5	M5	M6	5	30	19 200	20 500	18,2	12	0,85	0,82	5 500	0,02
							19 200	20 500	18,2					
							31 600	45 100	26,4					
46	60	5,5	M5	M6	5	30	25 500	32 300	22,5	12	0,85	0,82	5 500	0,02
							25 500	32 300	22,5					
							37 600	58 500	30,0					
46	60	5,5	M5	M6	5	30	18 900	19 000	15,0	14	0,82	0,78	5 500	0,02
							18 900	19 000	15,0					
							32 300	44 300	22,5					
46	60	5,5	M5	M6	5	30	27 000	33 700	19,6	14	0,82	0,78	5 500	0,02
							27 000	33 700	19,6					
							40 100	61 100	26,4					

Roller screw drives

Flanged nut, single-piece
Standard design



RGT-VTM, RGT-STM

0016EABA

Dimension table (continued) - Dimensions in mm

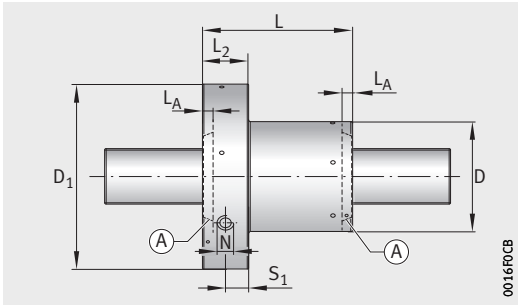
Nominal diameter d_0	Designation	Pitch P	Mobility level	Variant ¹⁾	ⓐ	Mass m ≈ kg	Dimensions				
							D g6	D ₁	L h12	L _A	L ₂
20	RGT-VTM-020.02 RGT-STM-020.02	2	5	A	–	0,6	42	68	55	–	18
				A	●	0,7			65	–	
				B	–	0,7			65	–	
	RGT-VTM-020.04 RGT-STM-020.04	4	5	A	–	0,6	42	68	55	–	18
				A	●	0,7			65	–	
				B	–	0,7			65	–	
	RGT-VTM-020.05 RGT-STM-020.05	5	5	A	–	0,6	42	68	55	–	18
				A	●	0,7			65	–	
				B	–	0,7			65	–	
	RGT-VTM-020.06 RGT-STM-020.06	6	5	A	–	0,6	42	68	55	–	18
				A	●	0,7			65	–	
				B	–	0,7			65	–	
	RGT-VTM-020.10 RGT-STM-020.10	10	5	A	–	0,6	42	68	55	–	18
				A	●	0,7			65	–	
				B	–	0,7			65	–	
	RGT-VTM-020.12 RGT-STM-020.12	12	5	A	–	0,6	42	68	55	–	18
				A	●	0,7			65	–	
				B	–	0,7			65	–	
	RGT-VTM-020.20 RGT-STM-020.20	20	5	A	–	0,6	42	68	55	–	18
				A	●	0,7			65	–	
				B	–	0,7			65	–	

ⓐ Wipers: ● with wiper.

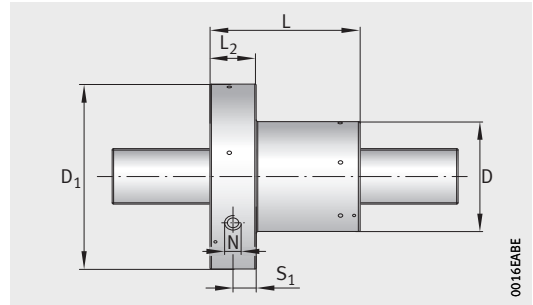
¹⁾ Depending on the variant, nuts are available without a wiper (suffix 0AB), with a wiper (suffix 1AB) or with two wipers (suffix 2AB). Please specify in the ordering designation.

²⁾ Overrunning frictional torque for preloaded nuts RGT-VTM.

³⁾ Maximum axial clearance for non-preloaded nuts RGT-STM.



With wiper

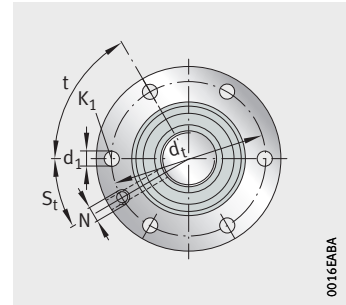


Without wiper

Mounting dimensions				Lubrication			Basic load ratings		Spring characteristic number c_K $N^{2/3}/\mu m$	Frictional torque ²⁾ M_V Ncm	Theoretical efficiency		Limiting speed η_G min^{-1}	Axial clearance ³⁾
d_t	t °	d_1	K_1	N	S_1	S_t °	dyn. C N	stat. C_0 N			η_1	η_2		
56	60	5,5	M5	M6	5	30	32 300	66 400	78,3	18	0,76	0,69	5 200	0,02
							32 300	66 400	78,3					
							42 700	102 700	96,7					
56	60	5,5	M5	M6	5	30	37 200	65 400	48,8	20	0,84	0,81	5 200	0,02
							37 200	65 400	48,8					
							49 800	103 100	60,9					
56	60	5,5	M5	M6	5	30	39 800	67 700	42,7	24	0,85	0,83	5 200	0,02
							39 800	67 700	42,7					
							52 500	104 000	52,7					
56	60	5,5	M5	M6	5	30	40 600	65 800	37,3	26	0,86	0,84	5 200	0,02
							40 600	65 800	37,3					
							53 300	100 500	45,8					
56	60	5,5	M5	M6	5	30	44 400	65 200	26,2	35	0,85	0,83	5 200	0,04
							44 400	65 200	26,2					
							59 100	101 200	32,6					
56	60	5,5	M5	M6	5	30	46 500	67 000	23,5	40	0,83	0,80	5 200	0,04
							46 500	67 000	23,5					
							61 100	101 600	28,9					
56	60	5,5	M5	M6	5	30	46 000	60 200	15,7	50	0,67	0,50	5 200	0,07
							46 000	60 200	15,7					
							65 700	103 000	20,5					

Roller screw drives

Flanged nut, single-piece
Standard design



RGT-VTM, RGT-STM

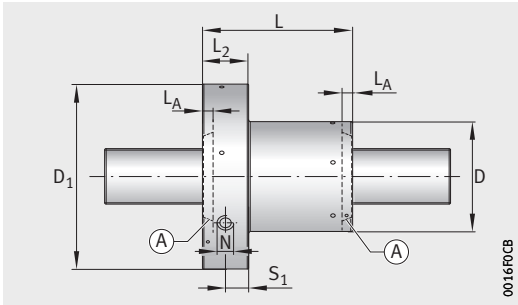
0016EABA

Dimension table (continued) - Dimensions in mm

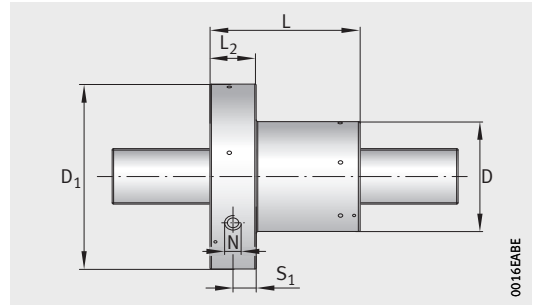
Nominal diameter d_0	Designation	Pitch P	Mobility level	Variant ¹⁾	⊙	Mass m ≈ kg	Dimensions				
							D g6	D_1	L h12	L_A	L_2
21	RGT-VTM-021.02 RGT-STM-021.02	2	5	A	●	0,7	45	68	64	–	18
	B			–	0,7	64			–		
	RGT-VTM-021.04 RGT-STM-021.04	4	5	A	●	0,7	45	68	64	–	18
	B			–	0,7	64			–		
	RGT-VTM-021.05 RGT-STM-021.05	5	5	A	●	0,7	45	68	64	–	18
	B			–	0,7	64			–		
	RGT-VTM-021.06 RGT-STM-021.06	6	5	A	●	0,7	45	68	64	–	18
	B			–	0,7	64			–		
	RGT-VTM-021.10 RGT-STM-021.10	10	5	A	●	0,7	45	68	64	–	18
	B			–	0,7	64			–		
	RGT-VTM-021.12 RGT-STM-021.12	12	5	A	●	0,7	45	68	64	–	18
	B			–	0,7	64			–		
	RGT-VTM-021.20 RGT-STM-021.20	20	5	A	●	0,7	45	68	64	–	18
	B			–	0,7	64			–		

⊙ Wipers: ● with wiper.

- 1) Depending on the variant, nuts are available without a wiper (suffix 0AB), with a wiper (suffix 1AB) or with two wipers (suffix 2AB). Please specify in the ordering designation.
- 2) Overrunning frictional torque for preloaded nuts RGT-VTM.
- 3) Maximum axial clearance for non-preloaded nuts RGT-STM.



With wiper

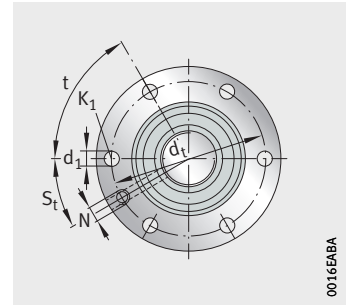


Without wiper

Mounting dimensions				Lubrication			Basic load ratings		Spring characteristic number c_K $N^{2/3}/\mu m$	Frictional torque ²⁾ M_V Ncm	Theoretical efficiency		Limiting speed n_G min^{-1}	Axial clearance ³⁾
d_t	t °	d_1	K_1	N	S_1	S_t °	dyn. C N	stat. C_0 N			η_1	η_2		
56	60	5,5	M5	M6	5	30	43 600	90 200	93,3	20	0,75	0,67	5 200	0,02
							56 800	137 600	114,4					
56	60	5,5	M5	M6	5	30	51 600	90 700	58,8	22	0,83	0,80	5 200	0,02
							66 500	136 100	71,6					
56	60	5,5	M5	M6	5	30	54 500	91 000	50,7	25	0,85	0,82	5 200	0,02
							70 800	138 300	62,1					
56	60	5,5	M5	M6	5	30	56 200	89 400	44,4	30	0,86	0,83	5 200	0,02
							72 600	134 700	54,2					
56	60	5,5	M5	M6	5	30	59 900	83 200	30,4	38	0,86	0,83	5 200	0,04
							79 200	129 900	37,7					
56	60	5,5	M5	M6	5	30	63 000	85 500	27,2	45	0,84	0,81	5 200	0,04
							82 300	130 300	33,4					
56	60	5,5	M5	M6	5	30	55 500	62 800	15,9	60	0,71	0,59	5 200	0,07
							71 100	92 600	19,2					

Roller screw drives

Flanged nut, single-piece
Standard design



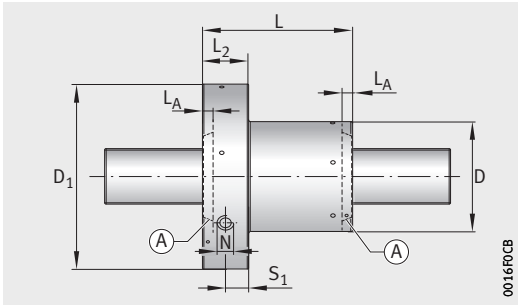
RGT-VTM, RGT-STM

Dimension table (continued) - Dimensions in mm

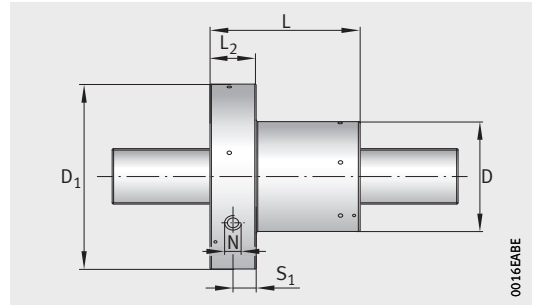
Nominal diameter d_0	Designation	Pitch P	Mobility level	Variant ¹⁾	⊙	Mass m ≈ kg	Dimensions				
							D g6	D ₁	L h12	L _A	L ₂
24	RGT-VTM-024.02 RGT-STM-024.02	2	5	A	–	0,8	48	80	55	–	20
				A	●	0,9			65	–	
				B	–	0,9			65	–	
	RGT-VTM-024.04 RGT-STM-024.04	4	5	A	–	0,8	48	80	55	–	20
				A	●	0,9			65	–	
				B	–	0,9			65	–	
	RGT-VTM-024.05 RGT-STM-024.05	5	5	A	–	0,8	48	80	55	–	20
				A	●	0,9			65	–	
				B	–	0,9			65	–	
	RGT-VTM-024.06 RGT-STM-024.06	6	5	A	–	0,8	48	80	55	–	20
				A	●	0,9			65	–	
				B	–	0,9			65	–	
	RGT-VTM-024.12 RGT-STM-024.12	12	5	A	–	0,8	48	80	55	–	20
				A	●	0,9			65	–	
				B	–	0,9			65	–	
	RGT-VTM-024.20 RGT-STM-024.20	20	5	A	–	0,8	48	80	55	–	20
				A	●	0,9			65	–	
				B	–	0,9			65	–	

⊙ Wipers: ● with wiper.

- 1) Depending on the variant, nuts are available without a wiper (suffix 0AB), with a wiper (suffix 1AB) or with two wipers (suffix 2AB). Please specify in the ordering designation.
- 2) Overrunning frictional torque for preloaded nuts RGT-VTM.
- 3) Maximum axial clearance for non-preloaded nuts RGT-STM.



With wiper

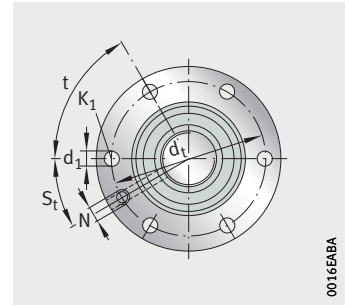


Without wiper

Mounting dimensions				Lubrication			Basic load ratings		Spring characteristic number C_K $N^{2/3}/\mu m$	Frictional torque ²⁾ M_V Ncm	Theoretical efficiency		Limiting speed n_G min^{-1}	Axial clearance ³⁾
d_t	t °	d_1	K_1	N	S_1	S_t °	dyn. C N	stat. C_0 N			η_1	η_2		
66	60	6,5	M6	M6	5	30	42 000	77 400	86,4	24	0,73	0,62	5 000	0,02
							42 000	77 400	86,4					
							60 600	143 200	114,9					
66	60	6,5	M6	M6	5	30	49 600	78 100	54,5	28	0,82	0,78	5 000	0,02
							49 600	78 100	54,5					
							71 700	143 800	72,4					
66	60	6,5	M6	M6	5	30	52 400	78 400	46,9	32	0,84	0,81	5 000	0,02
							52 400	78 400	46,9					
							76 000	145 200	62,6					
66	60	6,5	M6	M6	5	30	54 700	78 700	41,6	50	0,85	0,83	5 000	0,02
							54 700	78 700	41,6					
							77 500	140 100	54,5					
66	60	6,5	M6	M6	5	30	58 500	69 100	24,4	70	0,85	0,83	5 000	0,04
							58 500	69 100	24,4					
							90 700	141 800	34,3					
66	60	6,5	M6	M6	5	30	60 300	64 000	16,5	85	0,77	0,69	5 000	0,07
							60 300	64 000	16,5					
							90 300	122 900	22,6					

Roller screw drives

Flanged nut, single-piece
Standard design



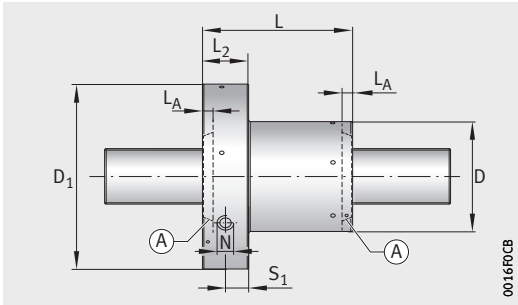
RGT-VTM, RGT-STM

Dimension table (continued) - Dimensions in mm

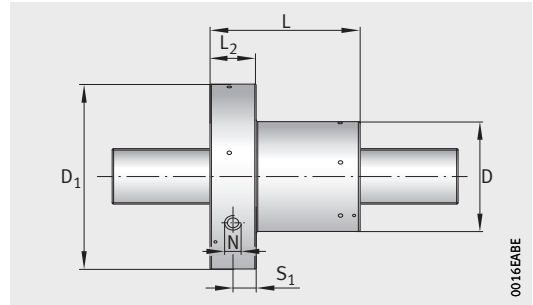
Nominal diameter d_0	Designation	Pitch P	Mobility level	Variant ¹⁾	ⓐ	Mass m ≈ kg	Dimensions				
							D g6	D_1	L h12	L_A	L_2
25	RGT-VTM-025.02 RGT-STM-025.02	2	5	A	●	1,3	56	84	78	–	20
				B	–	1,3			78	–	
	RGT-VTM-025.04 RGT-STM-025.04	4	5	A	●	1,3	56	84	78	–	20
				B	–	1,3			78	–	
	RGT-VTM-025.05 RGT-STM-025.05	5	5	A	●	1,3	56	84	78	–	20
				B	–	1,3			78	–	
	RGT-VTM-025.06 RGT-STM-025.06	6	5	A	●	1,3	56	84	78	–	20
				B	–	1,3			78	–	
	RGT-VTM-025.12 RGT-STM-025.12	12	5	A	●	1,3	56	84	78	–	20
				B	–	1,3			78	–	
	RGT-VTM-025.20 RGT-STM-025.20	20	5	A	●	1,3	56	84	78	–	20
				B	–	1,3			78	–	

ⓐ Wipers: ● with wiper.

- 1) Depending on the variant, nuts are available without a wiper (suffix 0AB), with a wiper (suffix 1AB) or with two wipers (suffix 2AB). Please specify in the ordering designation.
- 2) Overrunning frictional torque for preloaded nuts RGT-VTM.
- 3) Maximum axial clearance for non-preloaded nuts RGT-STM.



With wiper

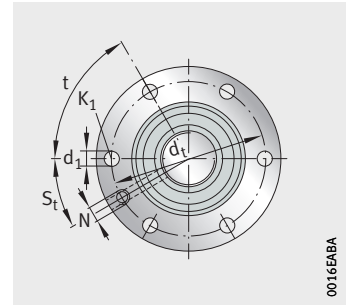


Without wiper

Mounting dimensions				Lubrication			Basic load ratings		Spring characteristic number c_K $N^{2/3}/\mu m$	Frictional torque ²⁾ M_V Ncm	Theoretical efficiency		Limiting speed n_G min^{-1}	Axial clearance ³⁾
d_t	t °	d_1	K_1	N	S_1	S_t °	dyn. C N	stat. C_0 N			η_1	η_2		
70	60	6,5	M6	M6	5	30	62 300	146 700	115,9	26	0,72	0,61	5 000	0,02
							76 700	204 000	136,0					
70	60	6,5	M6	M6	5	30	51 100	79 700	54,9	38	0,82	0,78	5 000	0,02
							90 100	202 200	85,2					
70	60	6,5	M6	M6	5	30	78 200	148 800	63,1	43	0,84	0,81	5 000	0,02
							96 100	206 100	74,0					
70	60	6,5	M6	M6	5	30	79 800	143 600	54,9	58	0,85	0,82	5 000	0,02
							100 000	205 200	65,4					
70	60	6,5	M6	M6	5	30	93 500	145 400	34,6	75	0,86	0,83	5 000	0,04
							114 600	199 900	40,5					
70	60	6,5	M6	M6	5	30	72 800	84 500	18,8	90	0,78	0,72	5 000	0,07
							122 600	192 900	28,1					

Roller screw drives

Flanged nut, single-piece
Standard design



RGT-VTM, RGT-STM

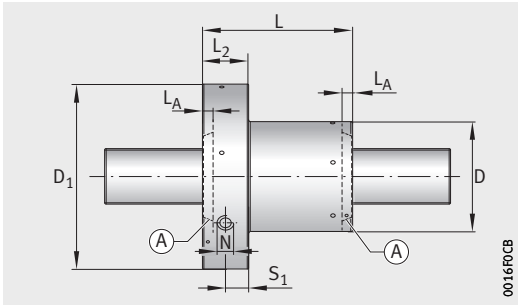
0016EABA

Dimension table (continued) - Dimensions in mm

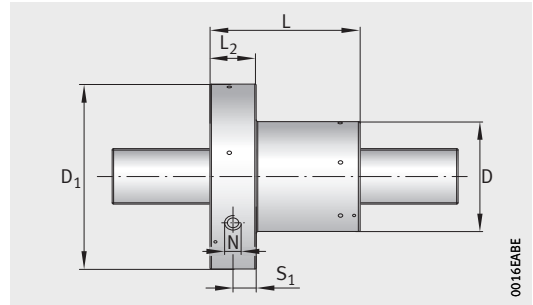
Nominal diameter d_0	Designation	Pitch P	Mobility level	Variant ¹⁾	⊗	Mass m ≈ kg	Dimensions				
							D g6	D_1	L h12	L_A	L_2
27	RGT-VTM-027.02 RGT-STM-027.02	2	5	A	–	1,1	55	84	55	–	20
				A	●	1,2			69	–	
				B	–	1,2			69	–	
		2	5	C	–	1,4	55	84	79	–	20
				C	●	1,4			79	–	
				D	–	1,4			79	–	
	RGT-VTM-027.04 RGT-STM-027.04	4	5	A	–	1,1	55	84	55	–	20
				A	●	1,2			69	–	
				B	–	1,2			69	–	
		4	5	C	–	1,4	55	84	79	–	20
				C	●	1,4			79	–	
				D	–	1,4			79	–	
	RGT-VTM-027.05 RGT-STM-027.05	5	5	A	–	1,1	55	84	55	–	20
				A	●	1,2			69	–	
				B	–	1,2			69	–	
		5	5	C	–	1,4	55	84	79	–	20
C				●	1,4	79			–		
D				–	1,4	79			–		
RGT-VTM-027.06 RGT-STM-027.06	6	5	A	–	1,1	55	84	55	–	20	
			A	●	1,2			69	–		
			B	–	1,2			69	–		
	6	5	C	–	1,4	55	84	79	–	20	
			C	●	1,4			79	–		
			D	–	1,4			79	–		

⊗ Wipers: ● with wiper.

- 1) Depending on the variant, nuts are available without a wiper (suffix 0AB), with a wiper (suffix 1AB) or with two wipers (suffix 2AB). Please specify in the ordering designation.
- 2) Overrunning frictional torque for preloaded nuts RGT-VTM.
- 3) Maximum axial clearance for non-preloaded nuts RGT-STM.



With wiper

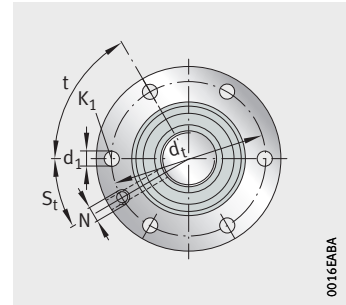


Without wiper

Mounting dimensions				Lubrication			Basic load ratings		Spring characteristic number c_K $N^{2/3}/\mu m$	Frictional torque ²⁾ M_V Ncm	Theoretical efficiency		Limiting speed n_G min^{-1}	Axial clearance ³⁾
d_t	t °	d_1	K_1	N	S_1	S_t °	dyn. C N	stat. C ₀ N			η_1	η_2		
70	60	6,5	M6	M6	5	30	45 400	75 900	85,5	28	0,71	0,58	4 900	0,02
							45 400	75 900	85,5					
							68 800	153 500	117,6					
70	60	6,5	M6	M6	5	30	62 300	130 300	108,9	28	0,71	0,58	4 900	0,02
							62 300	130 300	108,9					
							84 800	214 400	138,0					
70	60	6,5	M6	M6	5	30	52 500	74 500	53,2	40	0,81	0,76	4 900	0,02
							52 500	74 500	53,2					
							80 900	154 200	74,1					
70	60	6,5	M6	M6	5	30	73 200	131 000	68,6	40	0,81	0,76	4 900	0,02
							73 200	131 000	68,6					
							99 000	212 500	86,5					
70	60	6,5	M6	M6	5	30	54 400	72 900	45,3	45	0,83	0,80	4 900	0,02
							54 400	72 900	45,3					
							83 600	149 900	62,9					
70	60	6,5	M6	M6	5	30	75 400	126 700	58,2	45	0,83	0,80	4 900	0,02
							75 400	126 700	58,2					
							103 400	210 400	74,1					
70	60	6,5	M6	M6	5	30	58 600	77 300	41,1	60	0,85	0,82	4 900	0,02
							58 600	77 300	41,1					
							87 100	150 200	55,7					
70	60	6,5	M6	M6	5	30	76 900	122 500	50,6	60	0,85	0,82	4 900	0,02
							76 900	122 500	50,6					
							107 000	208 200	65,2					

Roller screw drives

Flanged nut, single-piece
Standard design



RGT-VTM, RGT-STM

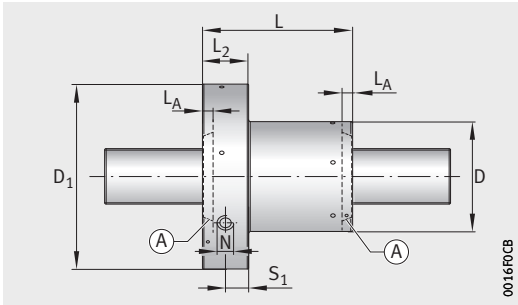
0016EABA

Dimension table (continued) - Dimensions in mm

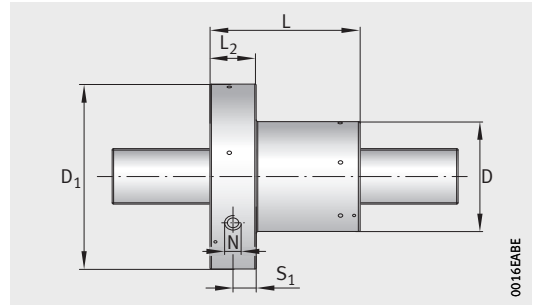
Nominal diameter d_0	Designation	Pitch P	Mobility level	Variant ¹⁾	ⓐ	Mass m ≈ kg	Dimensions				
							D g6	D_1	L h12	L_A	L_2
27	RGT-VTM-027.08 RGT-STM-027.08	8	5	A	–	1,1	55	84	55	–	20
				A	●	1,2			69	–	
				B	–	1,2			69	–	
		8	5	C	–	1,4	55	84	79	–	20
				C	●	1,4			79	–	
				D	–	1,4			79	–	
	RGT-VTM-027.15 RGT-STM-027.15	15	5	A	–	1,1	55	84	55	–	20
				A	●	1,2			69	–	
				B	–	1,2			69	–	
		15	5	C	–	1,4	55	84	79	–	20
				C	●	1,4			79	–	
				D	–	1,4			79	–	
RGT-VTM-027.25 RGT-STM-027.25	25	5	B	–	1,2	55	84	69	–	20	
			C	–	1,4			79	–		
	25	5	C	●	1,4	55	84	79	–	20	
			D	–	1,4			79	–		

ⓐ Wipers: ● with wiper.

- 1) Depending on the variant, nuts are available without a wiper (suffix 0AB), with a wiper (suffix 1AB) or with two wipers (suffix 2AB). Please specify in the ordering designation.
- 2) Overrunning frictional torque for preloaded nuts RGT-VTM.
- 3) Maximum axial clearance for non-preloaded nuts RGT-STM.



With wiper

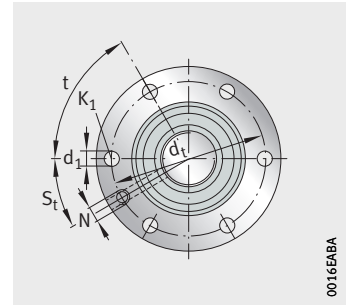


Without wiper

Mounting dimensions				Lubrication			Basic load ratings		Spring characteristic number c_K $N^{2/3}/\mu m$	Frictional torque ²⁾ M_V Ncm	Theoretical efficiency		Limiting speed n_G min^{-1}	Axial clearance ³⁾
d_t	t °	d_1	K_1	N	S_1	S_t °	dyn. C N	stat. C_0 N			η_1	η_2		
70	60	6,5	M6	M6	5	30	61 500	75 900	33,5	75	0,86	0,84	4 900	0,02
							61 500	75 900	33,5					
							94 800	155 600	46,7					
70	60	6,5	M6	M6	5	30	83 900	127 800	42,5	75	0,86	0,84	4 900	0,02
							83 900	127 800	42,5					
							116 000	213 800	54,5					
70	60	6,5	M6	M6	5	30	66 500	71 200	21,1	90	0,85	0,82	4 900	0,04
							66 500	71 200	21,1					
							106 200	153 200	30,2					
70	60	6,5	M6	M6	5	30	90 600	118 800	26,8	90	0,85	0,82	4 900	0,04
							90 600	118 800	26,8					
							129 000	207 400	35,1					
70	60	6,5	M6	M6	5	30	86 300	99 800	16,7	100	0,72	0,62	4 900	0,07
70	60	6,5	M6	M6	5	30	86 300	99 800	16,7	100	0,72	0,62	4 900	0,07
							86 300	99 800	16,7					
							110 900	147 300	20,2					

Roller screw drives

Flanged nut, single-piece
Standard design



RGT-VTM, RGT-STM

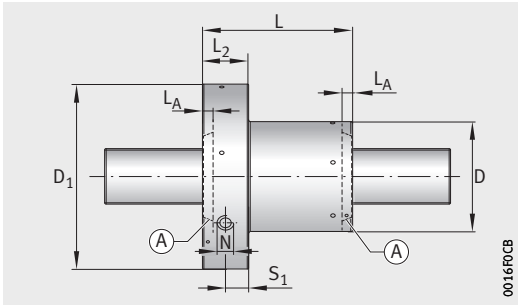
0016EABA

Dimension table (continued) - Dimensions in mm

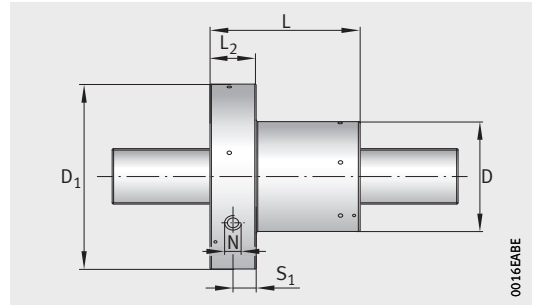
Nominal diameter d_0	Designation	Pitch P	Mobility level	Variant ¹⁾	ⓐ	Mass m ≈ kg	Dimensions				
							D g6	D_1	L h12	L_A	L_2
30	RGT-VTM-030.02 RGT-STM-030.02	2	5	A	–	1,7	62	97	55	–	27
				A	●	1,9			69	–	
				B	–	1,9			69	–	
		2	5	C	–	2,1	64	97	85	–	27
				C	●	2,1			85	–	
				D	–	2,1			85	–	
	RGT-VTM-030.04 RGT-STM-030.04	4	5	A	–	1,7	62	97	55	–	27
				A	●	1,9			69	–	
				B	–	1,9			69	–	
		4	5	C	–	2,1	64	97	85	–	27
				C	●	2,1			85	–	
				D	–	2,1			85	–	
	RGT-VTM-030.05 RGT-STM-030.05	5	5	A	–	1,7	62	97	55	–	27
				A	●	1,9			69	–	
				B	–	1,9			69	–	
		5	5	C	–	2,1	64	97	85	–	27
				C	●	2,1			85	–	
				D	–	2,1			85	–	
	RGT-VTM-030.06 RGT-STM-030.06	6	5	A	–	1,7	62	97	55	–	27
				A	●	1,9			69	–	
				B	–	1,9			69	–	
		6	5	C	–	2,1	64	97	85	–	27
				C	●	2,1			85	–	
				D	–	2,1			85	–	

ⓐ Wipers: ● with wiper.

- 1) Depending on the variant, nuts are available without a wiper (suffix 0AB), with a wiper (suffix 1AB) or with two wipers (suffix 2AB). Please specify in the ordering designation.
- 2) Overrunning frictional torque for preloaded nuts RGT-VTM.
- 3) Maximum axial clearance for non-preloaded nuts RGT-STM.



With wiper

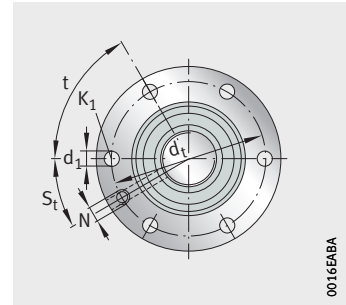


Without wiper

Mounting dimensions				Lubrication			Basic load ratings		Spring characteristic number c_K $N^{2/3}/\mu m$	Frictional torque ²⁾ M_V Ncm	Theoretical efficiency		Limiting speed n_G min^{-1}	Axial clearance ³⁾
d_t	t °	d_1	K_1	N	S_1	S_t °	dyn. C N	stat. C_0 N			η_1	η_2		
81	60	9	M8	M6	6	30	49 300	75 200	85,1	30	0,69	0,54	4 700	0,02
							49 300	75 200	85,1					
							76 000	157 900	118,1					
81	60	9	M8	M6	6	30	79 700	170 700	122,5	30	0,69	0,54	4 700	0,02
							79 700	170 700	122,5					
							102 900	256 300	148,6					
81	60	9	M8	M6	6	30	56 600	73 900	52,9	45	0,80	0,75	4 700	0,02
							56 600	73 900	52,9					
							88 700	158 700	74,4					
81	60	9	M8	M6	6	30	92 200	168 900	76,6	45	0,80	0,75	4 700	0,02
							92 200	168 900	76,6					
							119 300	254 300	93,1					
81	60	9	M8	M6	6	30	60 400	76 400	46,2	55	0,82	0,78	4 700	0,02
							60 400	76 400	46,2					
							93 200	159 100	64,1					
81	60	9	M8	M6	6	30	97 800	171 800	66,5	55	0,82	0,78	4 700	0,02
							97 800	171 800	66,5					
							126 700	258 800	80,9					
81	60	9	M8	M6	6	30	61 900	74 600	40,4	70	0,84	0,81	4 700	0,02
							61 900	74 600	40,4					
							97 100	159 400	56,8					
81	60	9	M8	M6	6	30	99 900	167 100	58,0	70	0,84	0,81	4 700	0,02
							99 900	167 100	58,0					
							130 500	255 000	71,1					

Roller screw drives

Flanged nut, single-piece
Standard design



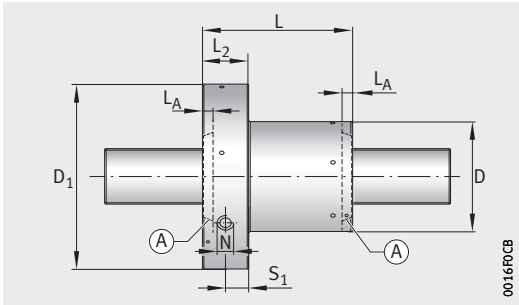
RGT-VTM, RGT-STM

Dimension table (continued) - Dimensions in mm

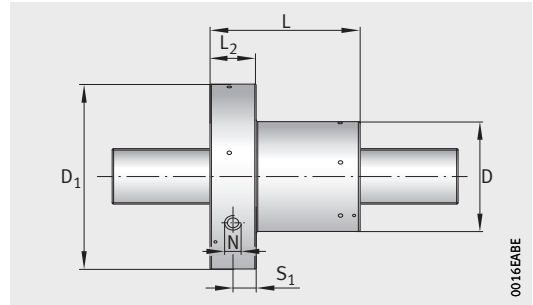
Nominal diameter d_0	Designation	Pitch P	Mobility level	Variant ¹⁾	ⓐ	Mass m ≈ kg	Dimensions				
							D g6	D ₁	L h12	L _A	L ₂
30	RGT-VTM-030.08 RGT-STM-030.08	8	5	A	–	1,7	62	97	55	–	27
				A	●	1,9			69	–	
				B	–	1,9			69	–	
		8	5	C	–	2,1	64	97	85	–	27
				C	●	2,1			85	–	
				D	–	2,1			85	–	
	RGT-VTM-030.10 RGT-STM-030.10	10	5	A	–	1,7	62	97	55	–	27
				A	●	1,9			69	–	
				B	–	1,9			69	–	
		10	5	C	–	2,1	64	97	85	–	27
				C	●	2,1			85	–	
				D	–	2,1			85	–	
RGT-VTM-030.20 RGT-STM-030.20	20	5	A	–	1,7	62	97	55	–	27	
			A	●	1,9			69	–		
			B	–	1,9			69	–		
	20	5	C	–	2,1	64	97	85	–	27	
			C	●	2,1			85	–		
			D	–	2,1			85	–		

ⓐ Wipers: ● with wiper.

- 1) Depending on the variant, nuts are available without a wiper (suffix 0AB), with a wiper (suffix 1AB) or with two wipers (suffix 2AB). Please specify in the ordering designation.
- 2) Overrunning frictional torque for preloaded nuts RGT-VTM.
- 3) Maximum axial clearance for non-preloaded nuts RGT-STM.



With wiper

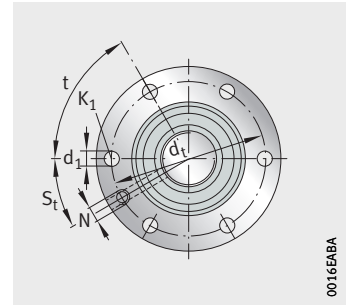


Without wiper

Mounting dimensions				Lubrication			Basic load ratings		Spring characteristic number c_K $N^{2/3}/\mu m$	Frictional torque ²⁾ M_V Ncm	Theoretical efficiency		Limiting speed n_G min^{-1}	Axial clearance ³⁾
d_t	t °	d_1	K_1	N	S_1	S_t °	dyn. C N	stat. C_0 N			η_1	η_2		
81	60	9	M8	M6	6	30	63 800	71 100	32,5	80	0,86	0,83	4 700	0,02
							63 800	71 100	32,5					
							101 300	155 200	46,2					
81	60	9	M8	M6	6	30	105 400	165 300	47,6	80	0,86	0,83	4 700	0,02
							105 400	165 300	47,6					
							137 000	250 200	58,0					
81	60	9	M8	M6	6	30	64 600	67 700	27,3	100	0,86	0,84	4 700	0,04
							64 600	67 700	27,3					
							103 000	148 400	38,9					
81	60	9	M8	M6	6	30	113 600	173 700	41,9	100	0,86	0,84	4 700	0,04
							113 600	173 700	41,9					
							144 700	253 700	50,3					
81	60	9	M8	M6	6	30	73 900	71 100	17,2	140	0,82	0,78	4 700	0,07
							73 900	71 100	17,2					
							123 900	164 600	25,4					
81	60	9	M8	M6	6	30	123 900	164 600	25,4	140	0,82	0,78	4 700	0,07
							123 900	164 600	25,4					
							159 600	243 500	30,8					

Roller screw drives

Flanged nut, single-piece
Standard design



RGT-VTM, RGT-STM

0016EABA

Dimension table (continued) - Dimensions in mm

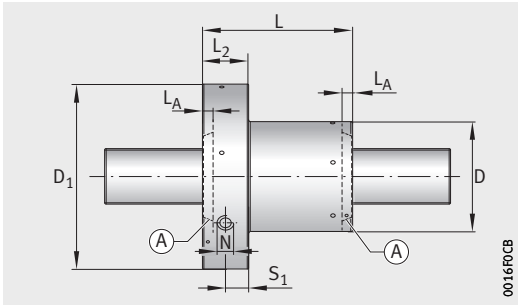
Nominal diameter d_0	Designation	Pitch P	Mobility level	Variant ¹⁾	⊗	Mass m ≈ kg	Dimensions				
							D g6	D_1	L h12	L_A	L_2
36	RGT-VTM-036.02 RGT-STM-036.02	2	5	A	-	2,3	75	110	68	-	25
				A	●	2,6			82	-	
				B	-	2,6			82	-	
	RGT-VTM-036.04 RGT-STM-036.04	4	5	A	-	2,3	75	110	68	-	25
				A	●	2,6			82	-	
				B	-	2,6			82	-	
	RGT-VTM-036.05 RGT-STM-036.05	5	5	A	-	2,3	75	110	68	-	25
				A	●	2,6			82	-	
				B	-	2,6			82	-	
	RGT-VTM-036.06 RGT-STM-036.06	6	5	A	-	2,3	75	110	68	-	25
				A	●	2,6			82	-	
				B	-	2,6			82	-	
	RGT-VTM-036.08 RGT-STM-036.08	8	5	A	-	2,3	75	110	68	-	25
				A	●	2,6			82	-	
				B	-	2,6			82	-	
	RGT-VTM-036.10 RGT-STM-036.10	10	5	A	-	2,3	75	110	68	-	25
				A	●	2,6			82	-	
				B	-	2,6			82	-	
	RGT-VTM-036.20 RGT-STM-036.20	20	5	A	-	2,3	75	110	68	-	25
				A	●	2,6			82	-	
				B	-	2,6			82	-	
	RGT-VTM-036.25 RGT-STM-036.25	25	5	A	-	2,3	75	110	68	-	25
				A	●	2,6			82	-	
				B	-	2,6			82	-	
	RGT-VTM-036.30 RGT-STM-036.30	30	5	A	-	2,3	75	110	68	-	25
				A	●	2,6			82	-	
				B	-	2,6			82	-	

⊗ Wipers: ● with wiper.

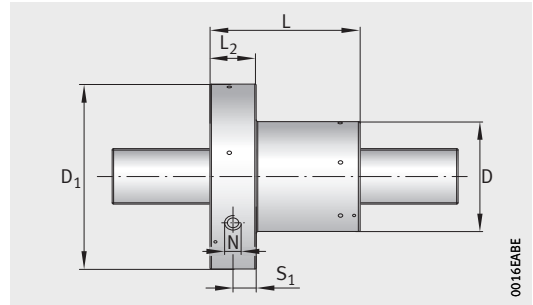
1) Depending on the variant, nuts are available without a wiper (suffix 0AB), with a wiper (suffix 1AB) or with two wipers (suffix 2AB). Please specify in the ordering designation.

2) Overrunning frictional torque for preloaded nuts RGT-VTM.

3) Maximum axial clearance for non-preloaded nuts RGT-STM.



With wiper

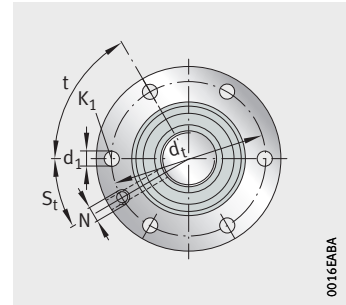


Without wiper

Mounting dimensions				Lubrication			Basic load ratings		Spring characteristic number c_K $N^2/3/\mu m$	Fric-tional torque ²⁾ M_V Ncm	Theoretical efficiency		Lim-iting speed n_G min^{-1}	Axial clearance ³⁾
d_t	t °	d_1	K_1	N	S_1	S_t °	dyn. C N	stat. C_0 N			η_1	η_2		
92	60	9	M8	M6	6	30	70 400	131 900	107,9	45	0,65	0,46	4 400	0,02
							70 400	131 900	107,9					
							98 200	233 300	139,2					
92	60	9	M8	M6	6	30	81 800	130 100	67,3	60	0,77	0,71	4 400	0,02
							81 800	130 100	67,3					
							115 500	234 200	87,7					
92	60	9	M8	M6	6	30	87 200	133 300	58,6	70	0,80	0,75	4 400	0,02
							87 200	133 300	58,6					
							121 600	234 700	75,6					
92	60	9	M8	M6	6	30	90 900	133 700	51,9	80	0,82	0,78	4 400	0,02
							90 900	133 700	51,9					
							124 900	229 100	66,1					
92	60	9	M8	M6	6	30	93 800	126 600	41,7	100	0,85	0,82	4 400	0,02
							93 800	126 600	41,7					
							133 400	230 000	54,6					
92	60	9	M8	M6	6	30	96 200	122 200	35,2	120	0,86	0,83	4 400	0,04
							96 200	122 200	35,2					
							137 000	221 800	46,2					
92	60	9	M8	M6	6	30	111 600	126 500	22,2	160	0,85	0,82	4 400	0,07
							111 600	126 500	22,2					
							152 100	211 200	28,1					
92	60	9	M8	M6	6	30	105 300	109 100	17,7	180	0,81	0,77	4 400	0,07
							105 300	109 100	17,7					
							158 500	213 400	24,3					
92	60	9	M8	M6	6	30	127 100	144 000	17,7	200	0,77	0,69	4 400	0,07
							127 100	144 000	17,7					
							170 300	230 400	22,2					

Roller screw drives

Flanged nut, single-piece
Standard design



RGT-VTM, RGT-STM

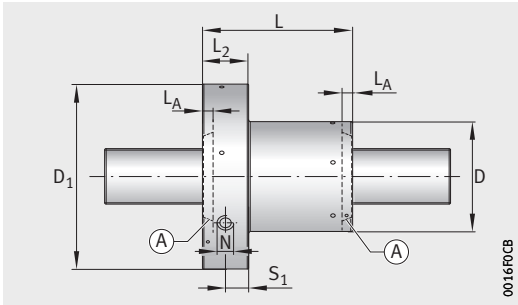
0016EABA

Dimension table (continued) - Dimensions in mm

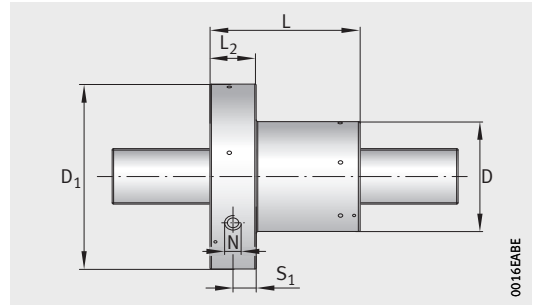
Nominal diameter d_0	Designation	Pitch P	Mobility level	Variant ¹⁾	ⓐ	Mass m ≈ kg	Dimensions				
							D g6	D ₁	L h12	L _A	L ₂
39	RGT-VTM-039.02 RGT-STM-039.02	2	5	A	–	3,8	80	124	72	–	33
				A	●	3,8			90	–	
				B	–	3,8			90	–	
		2	5	C	–	4,0	82	124	100	–	33
				C	●	4,0			100	–	
				D	–	4,0			100	–	
	RGT-VTM-039.04 RGT-STM-039.04	4	5	A	–	3,8	80	124	72	–	33
				A	●	3,8			90	–	
				B	–	3,8			90	–	
		4	5	C	–	4,0	82	124	100	–	33
				C	●	4,0			100	–	
				D	–	4,0			100	–	
	RGT-VTM-039.05 RGT-STM-039.05	5	5	A	–	3,8	80	124	72	–	33
				A	●	3,8			90	–	
				B	–	3,8			90	–	
		5	5	C	–	4,0	82	124	100	–	33
C				●	4,0	100			–		
D				–	4,0	100			–		
RGT-VTM-039.10 RGT-STM-039.10	10	5	A	–	3,8	80	124	72	–	33	
			A	●	3,8			90	–		
			B	–	3,8			90	–		
	10	5	C	–	4,0	82	124	100	–	33	
			C	●	4,0			100	–		
			D	–	4,0			100	–		

ⓐ Wipers: ● with wiper.

- 1) Depending on the variant, nuts are available without a wiper (suffix 0AB), with a wiper (suffix 1AB) or with two wipers (suffix 2AB). Please specify in the ordering designation.
- 2) Overrunning frictional torque for preloaded nuts RGT-VTM.
- 3) Maximum axial clearance for non-preloaded nuts RGT-STM.



With wiper

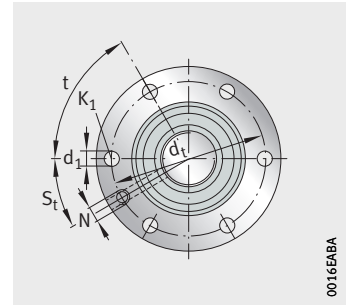


Without wiper

Mounting dimensions				Lubrication			Basic load ratings		Spring characteristic number	Frictional torque ²⁾ M_V Ncm	Theoretical efficiency		Limiting speed n_G min ⁻¹	Axial clearance ³⁾
d_t	t °	d_1	K_1	N	S_1	S_t	dyn. C N	stat. C_0 N	c_K N ^{2/3} /μm		η_1	η_2		
102	60	11	M10	M6	8	30	84 000	156 900	116,0	80	0,63	0,42	4 200	0,02
							84 000	156 900	116,0					
							123 500	299 900	155,3					
102	60	11	M10	M6	8	30	114 900	266 500	147,1	80	0,63	0,42	4 200	0,02
							114 900	266 500	147,1					
							144 600	386 300	175,1					
102	60	11	M10	M6	8	30	98 100	157 900	73,1	95	0,76	0,69	4 200	0,02
							98 100	157 900	73,1					
							143 200	297 600	97,3					
102	60	11	M10	M6	8	30	133 200	264 300	92,1	95	0,76	0,69	4 200	0,02
							133 200	264 300	92,1					
							168 900	387 200	110,3					
102	60	11	M10	M6	8	30	100 900	152 600	62,0	110	0,79	0,74	4 200	0,02
							100 900	152 600	62,0					
							149 500	294 700	83,4					
102	60	11	M10	M6	8	30	138 900	261 500	78,9	110	0,79	0,74	4 200	0,02
							138 900	261 500	78,9					
							175 500	380 700	94,2					
102	60	11	M10	M6	8	30	117 600	155 000	39,0	170	0,85	0,83	4 200	0,04
							117 600	155 000	39,0					
							174 200	297 200	52,6					
102	60	11	M10	M6	8	30	161 800	264 000	49,7	170	0,85	0,83	4 200	0,04
							161 800	264 000	49,7					
							204 500	383 100	59,4					

Roller screw drives

Flanged nut, single-piece
Standard design



RGT-VTM, RGT-STM

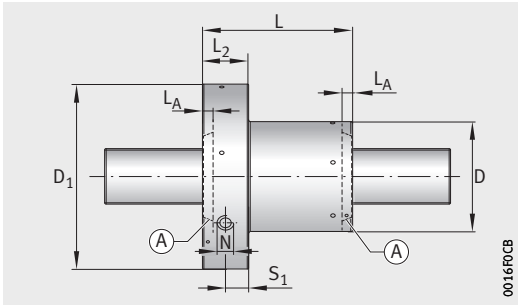
0016EABA

Dimension table (continued) - Dimensions in mm

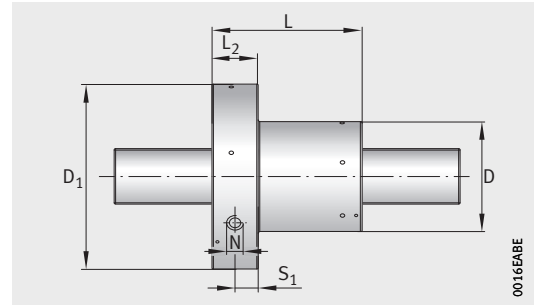
Nominal diameter d_0	Designation	Pitch P	Mobility level	Variant ¹⁾	ⓐ	Mass m ≈ kg	Dimensions				
							D g6	D_1	L h12	L_A	L_2
39	RGT-VTM-039.20 RGT-STM-039.20	20	5	A	-	3,8	80	124	72	-	33
				A	●	3,8			90	-	
				B	-	3,8			90	-	
		20	5	C	-	4,0	82	124	100	-	33
				C	●	4,0			100	-	
				D	-	4,0			100	-	
	RGT-VTM-039.30 RGT-STM-039.30	30	5	A	-	3,8	80	124	72	-	33
				A	●	3,8			90	-	
				B	-	3,8			90	-	
		30	5	C	-	4,0	82	124	100	-	33
				C	●	4,0			100	-	
				D	-	4,0			100	-	

ⓐ Wipers: ● with wiper.

- 1) Depending on the variant, nuts are available without a wiper (suffix 0AB), with a wiper (suffix 1AB) or with two wipers (suffix 2AB). Please specify in the ordering designation.
- 2) Overrunning frictional torque for preloaded nuts RGT-VTM.
- 3) Maximum axial clearance for non-preloaded nuts RGT-STM.



With wiper

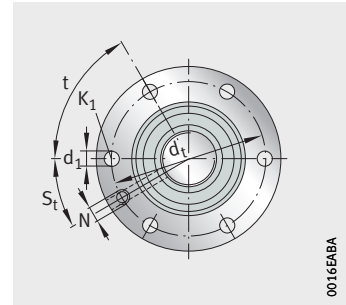


Without wiper

Mounting dimensions				Lubrication			Basic load ratings		Spring characteristic number c_K $N^{2/3}/\mu m$	Frictional torque ²⁾ M_V Ncm	Theoretical efficiency		Limiting speed n_G min^{-1}	Axial clearance ³⁾
d_t	t °	d_1	K_1	N	S_1	S_t °	dyn. C N	stat. C_0 N			η_1	η_2		
102	60	11	M10	M6	8	30	135 700	159 800	24,6	240	0,85	0,83	4 200	0,07
							135 700	159 800	24,6					
							193 800	285 300	32,2					
102	60	11	M10	M6	8	30	179 500	252 500	30,4	240	0,85	0,83	4 200	0,07
							179 500	252 500	30,4					
							235 900	387 800	37,4					
102	60	11	M10	M6	8	30	136 800	149 800	18,0	300	0,79	0,74	4 200	0,07
							136 800	149 800	18,0					
							206 800	289 900	24,6					
102	60	11	M10	M6	8	30	183 900	241 000	22,5	300	0,79	0,74	4 200	0,07
							183 900	241 000	22,5					
							229 400	340 400	26,6					

Roller screw drives

Flanged nut, single-piece
Standard design



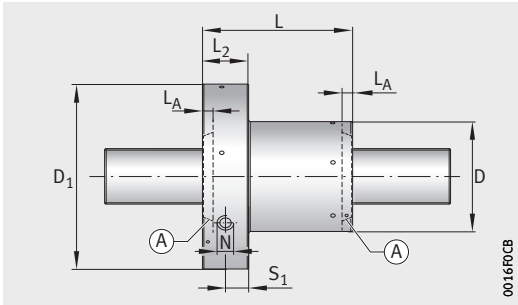
RGT-VTM, RGT-STM

Dimension table (continued) - Dimensions in mm

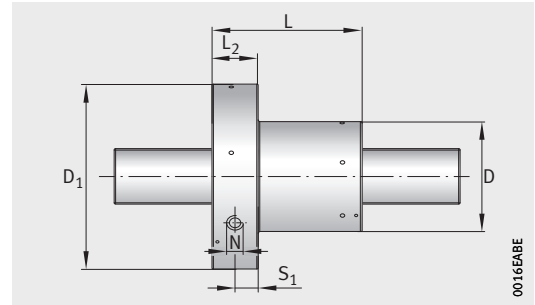
Nominal diameter d_0	Designation	Pitch P	Mobility level	Variant ¹⁾	⊙	Mass m ≈ kg	Dimensions				
							D g6	D_1	L h12	L_A	L_2
44	RGT-VTM-044.12 RGT-STM-044.12	12	6	A	●	3,8	82	124	90	–	33
	B			–	3,8	90			–		
	RGT-VTM-044.24 RGT-STM-044.24	24	6	A	●	3,8	82	124	90	–	33
	B			–	3,8	90			–		
	RGT-VTM-044.30 RGT-STM-044.30	30	6	A	●	3,8	82	124	90	–	33
	B			–	3,8	90			–		
	RGT-VTM-044.36 RGT-STM-044.36	36	6	A	●	3,8	82	124	90	–	33
	B			–	3,8	90			–		
	RGT-VTM-044.42 RGT-STM-044.42	42	6	A	●	3,8	82	124	90	–	33
	B			–	3,8	90			–		

⊙ Wipers: ● with wiper.

- 1) Depending on the variant, nuts are available without a wiper (suffix 0AB), with a wiper (suffix 1AB) or with two wipers (suffix 2AB). Please specify in the ordering designation.
- 2) Overrunning frictional torque for preloaded nuts RGT-VTM.
- 3) Maximum axial clearance for non-preloaded nuts RGT-STM.



With wiper

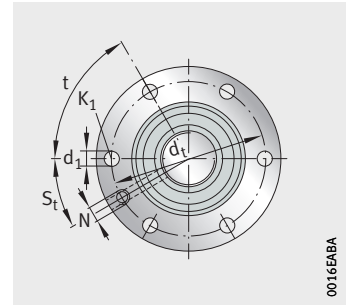


Without wiper

Mounting dimensions				Lubrication			Basic load ratings		Spring characteristic number c_K $N^{2/3}/\mu m$	Frictional torque ²⁾ M_V Ncm	Theoretical efficiency		Limiting speed n_G min^{-1}	Axial clearance ³⁾
d_t	t °	d_1	K_1	N	S_1	S_t °	dyn. C N	stat. C_0 N			η_1	η_2		
102	60	11	M10	M6	8	30	132 900	207 000	46,0	180	0,86	0,83	4 100	0,04
							189 900	365 000	60,2					
102	60	11	M10	M6	8	30	138 000	179 300	26,8	280	0,85	0,82	4 100	0,07
							211 500	351 500	37,0					
102	60	11	M10	M6	8	30	155 300	206 000	24,5	320	0,82	0,78	4 100	0,07
							212 600	335 700	31,1					
102	60	11	M10	M6	8	30	163 700	216 600	22,1	360	0,77	0,71	4 100	0,07
							233 900	374 200	29,0					
102	60	11	M10	M6	8	30	190 700	269 600	22,1	400	0,71	0,59	4 100	0,07
							245 700	394 800	26,8					

Roller screw drives

Flanged nut, single-piece
Standard design



RGT-VTM, RGT-STM

0016EABA

Dimension table (continued) - Dimensions in mm

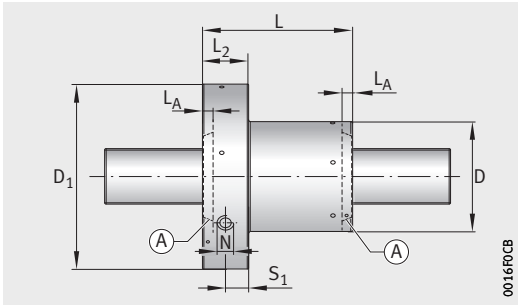
Nominal diameter d_0	Designation	Pitch P	Mobility level	Variant ¹⁾	ⓐ	Mass m ≈ kg	Dimensions				
							D g6	D ₁	L h12	L _A	L ₂
48	RGT-VTM-048.05 RGT-STM-048.05	5	5	A	–	5,5	96	150	95	–	37
				A	●	6,0			113	–	
				B	–	6,0			113	–	
		5	5	C	–	7,6	105	150	127	–	37
				C	●	7,6			127	–	
				D	–	7,6			127	–	
	RGT-VTM-048.10 RGT-STM-048.10	10	5	A	–	5,5	96	150	95	–	37
				A	●	6,0			113	–	
				B	–	6,0			113	–	
		10	5	C	–	7,6	105	150	127	–	37
				C	●	7,6			127	–	
				D	–	7,6			127	–	
RGT-VTM-048.20 RGT-STM-048.20	20	5	A	–	5,5	96	150	95	–	37	
			A	●	6,0			113	–		
			B	–	6,0			113	–		
	20	5	C	–	7,6	105	150	127	–	37	
			C	●	7,6			127	–		
			D	–	7,6			127	–		

ⓐ Wipers: ● with wiper.

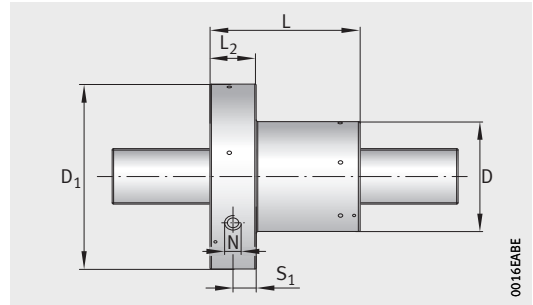
1) Depending on the variant, nuts are available without a wiper (suffix 0AB), with a wiper (suffix 1AB) or with two wipers (suffix 2AB). Please specify in the ordering designation.

2) Overrunning frictional torque for preloaded nuts RGT-VTM.

3) Maximum axial clearance for non-preloaded nuts RGT-STM.



With wiper

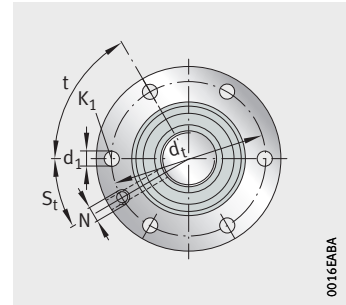


Without wiper

Mounting dimensions				Lubrication			Basic load ratings		Spring characteristic number c_K $N^{2/3}/\mu m$	Frictional torque ²⁾ M_V Ncm	Theoretical efficiency		Limiting speed n_G min^{-1}	Axial clearance ³⁾
d_t	t °	d_1	K_1	N	S_1	S_t °	dyn. C N	stat. C_0 N			η_1	η_2		
127	60	13	M12	M8×1	8	30	165 300	349 300	89,8	180	0,76	0,69	3800	0,02
							165 300	349 300	89,8					
							213 400	534 600	109,5					
127	60	13	M12	M8×1	8	30	202 900	492 200	105,3	180	0,76	0,69	3800	0,02
							202 900	492 200	105,3					
							249 600	687 200	123,7					
127	60	13	M12	M8×1	8	30	188 900	332 800	55,1	200	0,84	0,81	3800	0,02
							188 900	332 800	55,1					
							246 100	516 400	67,7					
127	60	13	M12	M8×1	8	30	233 600	474 300	65,0	200	0,84	0,81	3800	0,02
							233 600	474 300	65,0					
							289 100	668 000	76,7					
127	60	13	M12	M8×1	8	30	214 300	319 500	33,8	280	0,86	0,84	3800	0,07
							214 300	319 500	33,8					
							289 200	522 300	42,6					
127	60	13	M12	M8×1	8	30	274 500	480 300	40,9	280	0,86	0,84	3800	0,07
							274 500	480 300	40,9					
							332 500	651 700	47,5					

Roller screw drives

Flanged nut, single-piece
Standard design



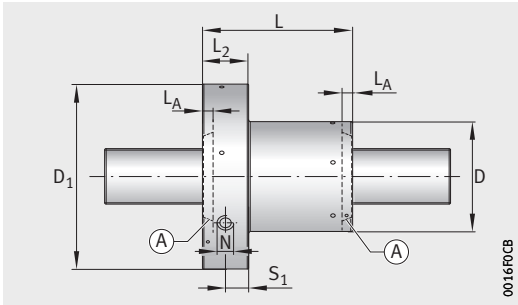
RGT-VTM, RGT-STM

Dimension table (continued) - Dimensions in mm

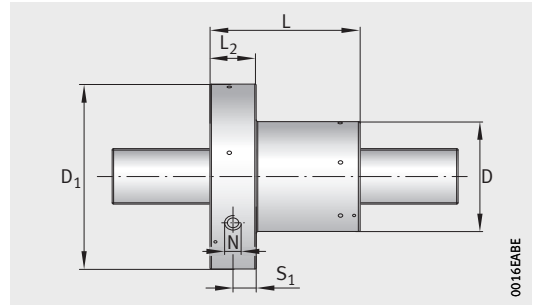
Nominal diameter d_0	Designation	Pitch P	Mobility level	Variant ¹⁾	ⓐ	Mass m ≈ kg	Dimensions				
							D g6	D_1	L h12	L_A	L_2
48	RGT-VTM-048.30⁴⁾ RGT-STM-048.30⁴⁾	30	5	A	–	5,5	96	150	95	–	37
				A	●	6,0			113	–	
				B	–	6,0			113	–	
		30	5	C	–	7,6	105	150	127	–	37
				C	●	7,6			127	–	
				D	–	7,6			127	–	
	RGT-VTM-048.40 RGT-STM-048.40	40	5	A	–	5,5	96	150	95	–	37
				A	●	6,0			113	–	
				B	–	6,0			113	–	
		40	5	C	–	7,6	105	150	127	–	37
				C	●	7,6			127	–	
				D	–	7,6			127	–	

ⓐ Wipers: ● with wiper.

- 1) Depending on the variant, nuts are available without a wiper (suffix 0AB), with a wiper (suffix 1AB) or with two wipers (suffix 2AB). Please specify in the ordering designation.
- 2) Overrunning frictional torque for preloaded nuts RGT-VTM.
- 3) Maximum axial clearance for non-preloaded nuts RGT-STM.
- 4) This size is available in mobility levels 5 and 6. Please add the mobility level to the ordering designation (suffix GG5 or GG6). Observe the dimension table, see page 152.



With wiper

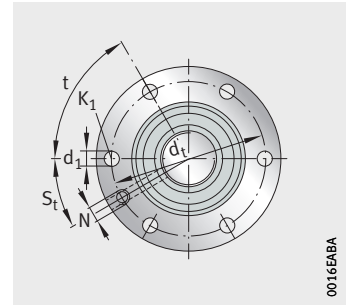


Without wiper

Mounting dimensions				Lubrication			Basic load ratings		Spring characteristic number c_K $N^{2/3}/\mu m$	Frictional torque ²⁾ M_V Ncm	Theoretical efficiency		Limiting speed n_G min^{-1}	Axial clearance ³⁾
d_t	t °	d_1	K_1	N	S_1	S_t °	dyn. C N	stat. C_0 N			η_1	η_2		
127	60	13	M12	M8×1	8	30	222 700	325 300	25,8	340	0,83	0,80	3 800	0,07
							222 700	325 300	25,8					
							292 900	506 900	31,9					
127	60	13	M12	M8×1	8	30	269 800	444 700	29,9	340	0,83	0,80	3 800	0,07
							269 800	444 700	29,9					
							338 100	635 400	35,7					
127	60	13	M12	M8×1	8	30	221 300	330 900	21,3	420	0,77	0,69	3 800	0,07
							221 300	330 900	21,3					
							283 400	491 600	25,8					
127	60	13	M12	M8×1	8	30	283 400	491 600	25,8	420	0,77	0,69	3 800	0,07
							283 400	491 600	25,8					
							343 300	662 700	29,9					

Roller screw drives

Flanged nut, single-piece
Standard design



RGT-VTM, RGT-STM

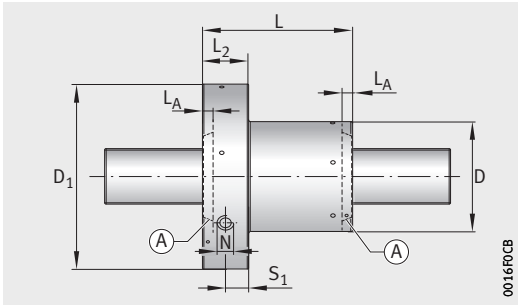
0016EABA

Dimension table (continued) - Dimensions in mm

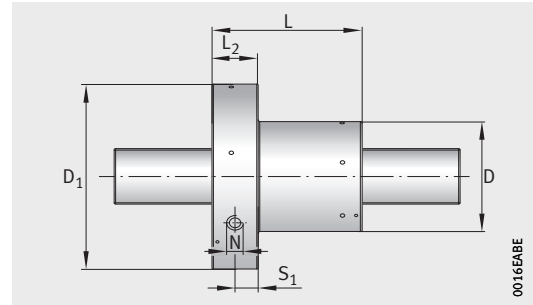
Nominal diameter d_0	Designation	Pitch P	Mobility level	Variant ¹⁾	⊙	Mass m ≈ kg	Dimensions				
							D g6	D_1	L h12	L_A	L_2
48	RGT-VTM-048.06 RGT-STM-048.06	6	6	A	–	4,5	86	122	94	–	35
				A	●	5,0			104		
	RGT-VTM-048.12 RGT-STM-048.12	12	6	A	–	4,5	86	122	94	–	35
				A	●	5,0			104		
	RGT-VTM-048.18 RGT-STM-048.18	18	6	A	–	4,5	86	122	94	–	35
				A	●	5,0			104		
	RGT-VTM-048.30⁴⁾ RGT-STM-048.30⁴⁾	30	6	A	–	4,5	86	122	94	–	35
				A	●	5,0			104		

⊙ Wipers: ● with wiper.

- 1) Depending on the variant, nuts are available without a wiper (suffix 0AB), with a wiper (suffix 1AB) or with two wipers (suffix 2AB). Please specify in the ordering designation.
- 2) Overrunning frictional torque for preloaded nuts RGT-VTM.
- 3) Maximum axial clearance for non-preloaded nuts RGT-STM.
- 4) This size is available in mobility levels 5 and 6. Please add the mobility level to the ordering designation (suffix GG5 or GG6). Observe the dimension table, see page 150.



With wiper

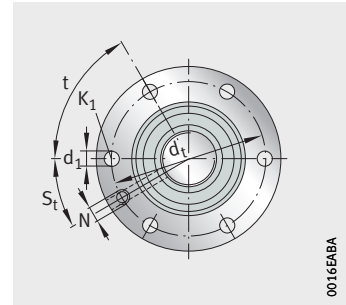


Without wiper

Mounting dimensions				Lubrication			Basic load ratings		Spring characteristic number c_K $N^{2/3}/\mu m$	Frictional torque ²⁾ M_V Ncm	Theoretical efficiency		Limiting speed n_G min^{-1}	Axial clearance ³⁾
d_t	t °	d_1	K_1	N	S_1	S_t °	dyn. C N	stat. C_0 N			η_1	η_2		
104	45	11	M10	M8×1	8	22,5	147 200	333 900	91,1	200	0,79	0,73	3 800	0,04
							147 200	333 900	91,1					
104	45	11	M10	M8×1	8	22,5	170 800	327 000	56,6	250	0,85	0,83	3 800	0,07
							170 800	327 000	56,6					
104	45	11	M10	M8×1	8	22,5	187 600	329 700	43,2	280	0,86	0,84	3 800	0,07
							187 600	329 700	43,2					
104	45	11	M10	M8×1	8	22,5	197 900	306 600	29,4	380	0,83	0,80	3 800	0,07
							197 900	306 600	29,4					

Roller screw drives

Flanged nut, single-piece
Standard design



RGT-VTM, RGT-STM

0016EABA

Dimension table (continued) - Dimensions in mm

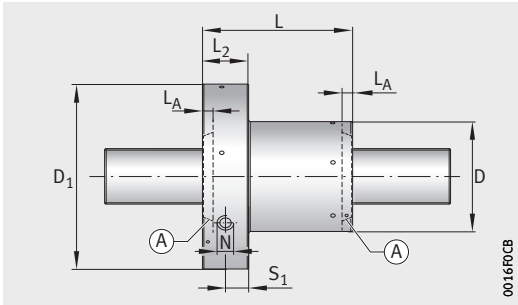
Nominal diameter d_0	Designation	Pitch P	Mobility level	Variant ¹⁾	Ⓐ	Mass m ≈ kg	Dimensions				
							D g6	D ₁	L h12	L _A	L ₂
56	RGT-VTM-056.12 RGT-STM-056.12	12	6	A	●	6,8	105	150	112	–	37
				B	–	6,8			112	–	
	RGT-VTM-056.24 RGT-STM-056.24	24	6	A	●	6,8	105	150	112	–	37
				B	–	6,8			112	–	
	RGT-VTM-056.30 RGT-STM-056.30	30	6	A	●	6,8	105	150	112	–	37
				B	–	6,8			112	–	
	RGT-VTM-056.36 RGT-STM-056.36	36	6	A	●	6,8	105	150	112	–	37
				B	–	6,8			112	–	

Ⓐ Wipers: ● with wiper.

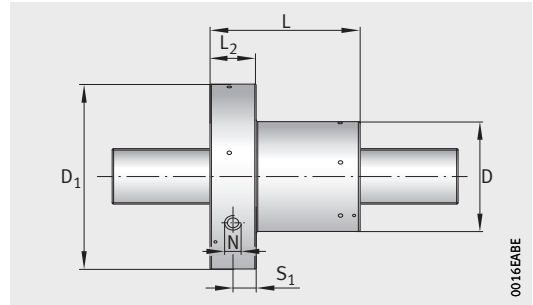
1) Depending on the variant, nuts are available without a wiper (suffix 0AB), with a wiper (suffix 1AB) or with two wipers (suffix 2AB). Please specify in the ordering designation.

2) Overrunning frictional torque for preloaded nuts RGT-VTM.

3) Maximum axial clearance for non-preloaded nuts RGT-STM.



With wiper

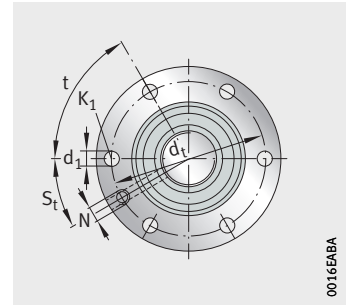


Without wiper

Mounting dimensions				Lubrication			Basic load ratings		Spring characteristic number c_K $N^{2/3}/\mu m$	Frictional torque ²⁾ M_V Ncm	Theoretical efficiency		Limiting speed n_G min^{-1}	Axial clearance ³⁾
d_t	t °	d_1	K_1	N	S_1	S_t °	dyn. C N	stat. C_0 N			η_1	η_2		
127	60	13	M12	M8×1	8	30	195 300	335 400	56,7	320	0,84	0,81	3 500	0,04
							261 200	534 700	70,6					
127	60	13	M12	M8×1	8	30	217 600	320 800	34,7	400	0,86	0,84	3 500	0,07
							302 500	540 900	44,5					
127	60	13	M12	M8×1	8	30	231 700	334 400	30,3	480	0,85	0,82	3 500	0,07
							320 300	555 400	38,7					
127	60	13	M12	M8×1	8	30	220 900	306 300	25,6	560	0,83	0,79	3 500	0,07
							302 400	501 300	32,5					

Roller screw drives

Flanged nut, single-piece
Standard design



RGT-VTM, RGT-STM

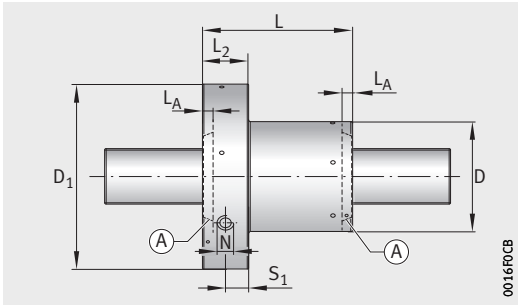
0016EABA

Dimension table (continued) - Dimensions in mm

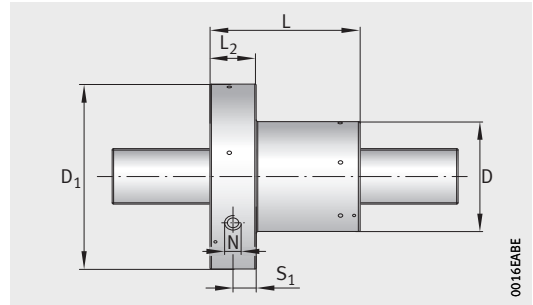
Nominal diameter d_0	Designation	Pitch P	Mobility level	Variant ¹⁾	⊗	Mass m ≈ kg	Dimensions				
							D g6	D ₁	L h12	L _A	L ₂
63	RGT-VTM-063.05 RGT-STM-063.05	5	5	A	–	10,7	118	180	115	–	45
				A	●	11,6	118		133	–	
		5	5	C	–	13,0	122	180	152	–	45
				D	–	13,0	122		152	–	
	RGT-VTM-063.10 ³⁾ RGT-STM-063.10 ³⁾	10	5	A	–	10,7	118	180	115	–	45
				A	●	11,6	118		133	–	
		10	5	C	–	13,0	122	180	152	–	45
				D	–	13,4	122		152	–	
	RGT-VTM-063.15 RGT-STM-063.15	15	5	A	–	10,7	118	180	115	–	45
				A	●	11,6	118		133	–	
		15	5	C	–	13,0	122	180	152	–	45
				D	–	13,4	122		152	–	
	RGT-VTM-063.20 RGT-STM-063.20	20	5	A	–	10,7	118	180	115	–	45
				A	●	11,6	118		133	–	
		20	5	C	–	13,0	122	180	152	–	45
				D	–	13,4	122		152	–	
	RGT-VTM-063.30 RGT-STM-063.30	30	5	A	–	10,7	118	180	115	–	45
				A	●	11,6	118		133	–	
		30	5	C	–	13,0	122	180	152	–	45
				D	–	13,4	122		152	–	

⊗ Wipers: ● with wiper.

- 1) Depending on the variant, nuts are available without a wiper (suffix 0AB), with a wiper (suffix 1AB) or with two wipers (suffix 2AB). Please specify in the ordering designation.
- 2) Maximum axial clearance for non-preloaded nuts RGT-STM.
- 3) This size is available in mobility levels 5 and 6. Please add the mobility level to the ordering designation (suffix GG5 or GG6). Observe the dimension table, see page 160.



With wiper

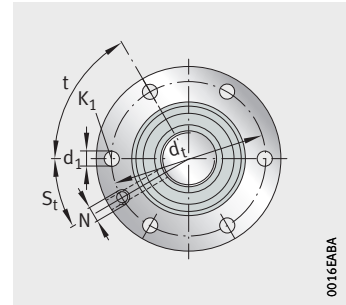


Without wiper

Mounting dimensions				Lubrication			Basic load ratings		Spring characteristic number c_K $N^{2/3}/\mu m$	Fric-tional torque M_V Ncm	Theoretical efficiency		Lim-iting speed n_G min^{-1}	Axial clear-ance ²⁾
d_t	t °	d_1	K_1	N	S_1	S_t °	dyn. C N	stat. C_0 N			η_1	η_2		
150	60	17,5	M16	M8×1	10	30	248 700	508 400	105,1	-	0,72	0,61	3 000	0,02
							248 700	508 400	105,1					
150	60	17,5	M16	M8×1	10	30	315 800	756 100	126,0	-	0,72	0,61	3 000	0,02
							315 800	756 100	126,0					
							380 800	1 020 500	145,2					
150	60	17,5	M16	M8×1	10	30	286 100	500 000	65,5	-	0,82	0,78	3 000	0,04
							286 100	500 000	65,5					
150	60	17,5	M16	M8×1	10	30	368 500	760 100	79,4	-	0,82	0,78	3 000	0,04
							368 500	760 100	79,4					
							440 600	1 010 200	90,9					
150	60	17,5	M16	M8×1	10	30	312 800	504 100	50,0	-	0,85	0,82	3 000	0,07
							312 800	504 100	50,0					
150	60	17,5	M16	M8×1	10	30	394 000	737 200	59,6	-	0,85	0,82	3 000	0,07
							394 000	737 200	59,6					
							486 000	1 028 300	69,8					
150	60	17,5	M16	M8×1	10	30	326 200	508 000	41,3	-	0,86	0,84	3 000	0,07
							326 200	508 000	41,3					
150	60	17,5	M16	M8×1	10	30	401 600	714 400	48,3	-	0,86	0,84	3 000	0,07
							401 600	714 400	48,3					
							493 200	989 600	56,5					
150	60	17,5	M16	M8×1	10	30	326 700	515 800	31,5	-	0,86	0,83	3 000	0,07
							326 700	515 800	31,5					
150	60	17,5	M16	M8×1	10	30	411 600	748 900	37,5	-	0,86	0,83	3 000	0,07
							411 600	748 900	37,5					
							494 100	997 100	43,1					

Roller screw drives

Flanged nut, single-piece
Standard design



RGT-VTM, RGT-STM

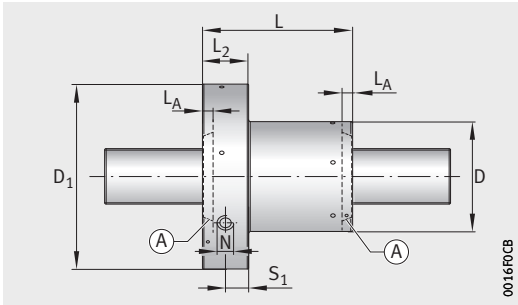
0016EABA

Dimension table (continued) - Dimensions in mm

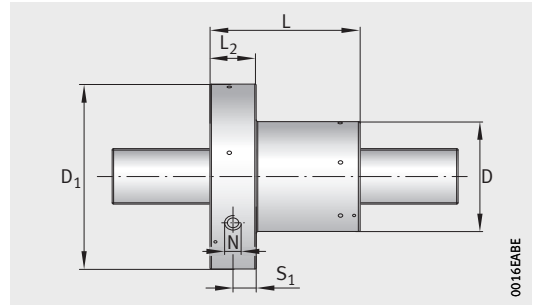
Nominal diameter d_0	Designation	Pitch P	Mobility level	Variant ¹⁾	⊗	Mass m ≈ kg	Dimensions				
							D g6	D_1	L h12	L_A	L_2
63	RGT-VTM-063.40 RGT-STM-063.40	40	5	A	–	10,7	118	180	115	–	45
				A	●	11,6	118		133	–	
		40	5	C	–	13,0	122	180	152	–	45
				C	●	13,0	122		152	–	
				D	–	13,4	122		152	–	
				D	–	13,4	122		152	–	
	RGT-VTM-063.45 RGT-STM-063.45	45	5	A	–	10,7	118	180	115	–	45
				A	●	11,6	118		133	–	
		45	5	C	–	13,0	122	180	152	–	45
				C	●	13,0	122		152	–	
				D	–	13,4	122		152	–	
				D	–	13,4	122		152	–	

⊗ Wipers: ● with wiper.

- 1) Depending on the variant, nuts are available without a wiper (suffix 0AB), with a wiper (suffix 1AB) or with two wipers (suffix 2AB). Please specify in the ordering designation.
- 2) Maximum axial clearance for non-preloaded nuts RGT-STM.



With wiper

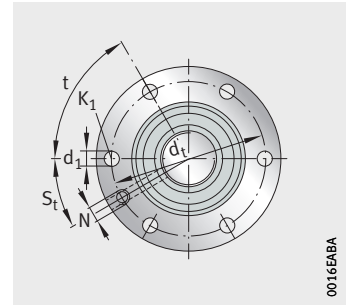


Without wiper

Mounting dimensions				Lubrication			Basic load ratings		Spring characteristic number c_K $N^{2/3}/\mu m$	Fric-tional torque M_V Ncm	Theoretical efficiency		Limiting speed n_G min^{-1}	Axial clearance ²⁾
d_t	t °	d_1	K_1	N	S_1	S_t °	dyn. C N	stat. C_0 N			η_1	η_2		
150	60	17,5	M16	M8×1	10	30	306 200	474 200	24,8	-	0,83	0,80	3 000	0,07
							306 200	474 200	24,8					
150	60	17,5	M16	M8×1	10	30	381 900	676 800	29,4	-	0,83	0,80	3 000	0,07
							381 900	676 800	29,4					
							492 000	1 004 500	35,6					
150	60	17,5	M16	M8×1	10	30	295 400	453 700	22,4	-	0,81	0,76	3 000	0,07
							295 400	453 700	22,4					
150	60	17,5	M16	M8×1	10	30	380 400	680 500	27,1	-	0,81	0,76	3 000	0,07
							380 400	680 500	27,1					
							463 000	624 100	31,5					

Roller screw drives

Flanged nut, single-piece
Standard design



RGT-VTM, RGT-STM

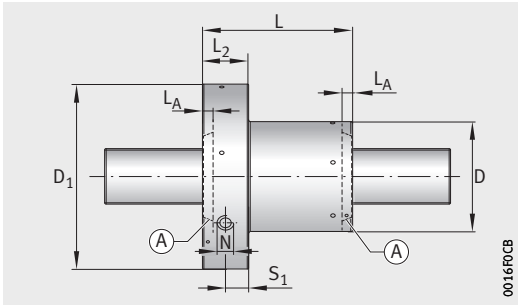
0016EABA

Dimension table (continued) - Dimensions in mm

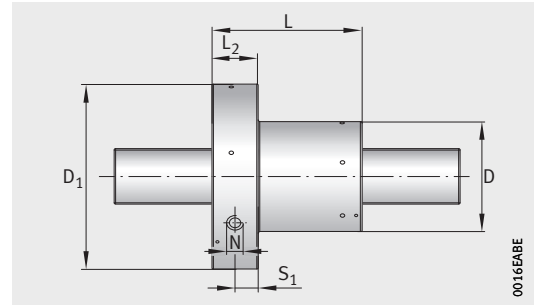
Nominal diameter d_0	Designation	Pitch P	Mobility level	Variant ¹⁾	ⓐ	Mass m ≈ kg	Dimensions				
							D g6	D_1	L h12	L_A	L_2
63	RGT-VTM-063.10³⁾ RGT-STM-063.10³⁾	10	6	A	–	10,2	115	180	111	–	40
				A	●	11,6	120		129	–	
				B	–	11,6	120		129	–	
	RGT-VTM-063.12 RGT-STM-063.12	12	6	A	–	10,2	115	180	111	–	40
				A	●	11,6	120		129	–	
				B	–	11,6	120		129	–	
	RGT-VTM-063.18 RGT-STM-063.18	18	6	A	–	10,2	115	180	111	–	40
				A	●	11,6	120		129	–	
				B	–	11,6	120		129	–	
	RGT-VTM-063.24 RGT-STM-063.24	24	6	A	–	10,2	115	180	111	–	40
				A	●	11,6	120		129	–	
				B	–	11,6	120		129	–	

ⓐ Wipers: ● with wiper.

- 1) Depending on the variant, nuts are available without a wiper (suffix 0AB), with a wiper (suffix 1AB) or with two wipers (suffix 2AB). Please specify in the ordering designation.
- 2) Maximum axial clearance for non-preloaded nuts RGT-STM.
- 3) This size is available in mobility levels 5 and 6. Please add the mobility level to the ordering designation (suffix GG5 or GG6). Observe the dimension table, see page 156.



With wiper

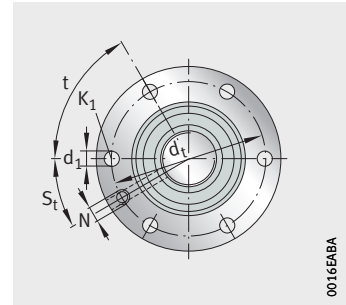


Without wiper

Mounting dimensions				Lubrication			Basic load ratings		Spring characteristic number c_k $N^{2/3}/\mu m$	Fric-tional torque M_V Ncm	Theoretical efficiency		Lim-iting speed n_G min^{-1}	Axial clear-ance ²⁾
d_t	t °	d_1	K_1	N	S_1	S_t °	dyn. C N	stat. C_0 N			η_1	η_2		
150	60	17,5	M16	M8×1	8	30	263 700	543 200	79,9	-	0,82	0,78	3 000	0,04
							263 700	543 200	79,9					
							319 400	735 500	92,4					
150	60	17,5	M16	M8×1	8	30	275 900	548 600	71,0	-	0,83	0,80	3 000	0,07
							275 900	548 600	71,0					
							330 000	728 000	81,3					
150	60	17,5	M16	M8×1	8	30	292 700	527 300	53,0	-	0,86	0,83	3 000	0,07
							292 700	527 300	53,0					
							356 300	718 400	61,5					
150	60	17,5	M16	M8×1	8	30	311 000	530 900	43,8	-	0,86	0,84	3 000	0,07
							311 000	530 900	43,8					
							365 100	682 900	49,4					

Roller screw drives

Flanged nut, single-piece
Standard design



RGT-VTM, RGT-STM

0016EABA

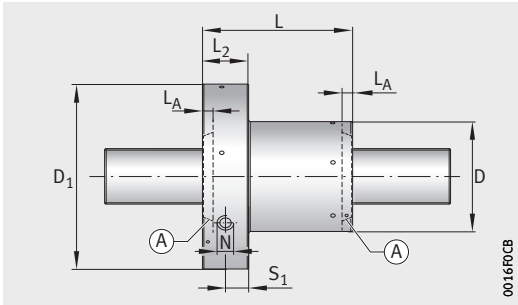
Dimension table (continued) - Dimensions in mm

Nominal diameter d_0	Designation	Pitch P	Mobility level	Variant ¹⁾	⊙	Mass m ≈ kg	Dimensions					
							D g6	D_1	L h12	L_A	L_2	
78	RGT-VTM-078.05 RGT-STM-078.05	5	6	A	●	22	150	210	178	–	45	
				B	●	23			191	4		
			5	6	C	–	26	150	210	215	–	45
	RGT-VTM-078.10 RGT-STM-078.10	10	6	A	●	22	150	210	178	–	45	
				B	●	23			191	4		
			10	6	C	–	26	150	210	215	–	45
	RGT-VTM-078.15 RGT-STM-078.15	15	6	A	●	22	150	210	178	–	45	
				B	●	23			191	4		
			15	6	C	–	26	150	210	215	–	45
	RGT-VTM-078.20 RGT-STM-078.20	20	6	A	●	22	150	210	178	–	45	
				B	●	23			191	4		
			20	6	C	–	26	150	210	215	–	45
	RGT-VTM-078.30 RGT-STM-078.30	30	6	A	●	22	150	210	178	–	45	
				B	●	23			191	4		
			30	6	C	–	26	150	210	215	–	45
	RGT-VTM-078.36 RGT-STM-078.36	36	6	A	●	22	150	210	178	–	45	
				B	●	23			191	4		
			36	6	C	–	26	150	210	215	–	45
	RGT-VTM-078.42 RGT-STM-078.42	42	6	A	●	22	150	210	178	–	45	
				B	●	23			191	4		
			42	6	C	–	26	150	210	215	–	45

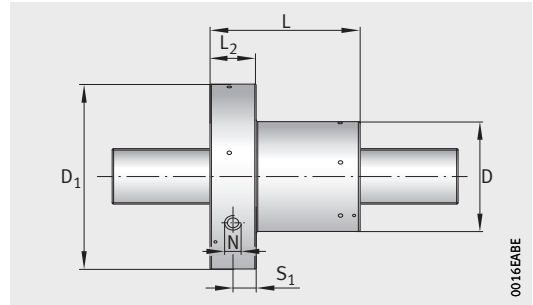
⊙ Wipers: ● with wiper.

¹⁾ Depending on the variant, nuts are available without a wiper (suffix 0AB), with a wiper (suffix 1AB) or with two wipers (suffix 2AB). Please specify in the ordering designation.

²⁾ Maximum axial clearance for non-preloaded nuts RGT-STM.



With wiper

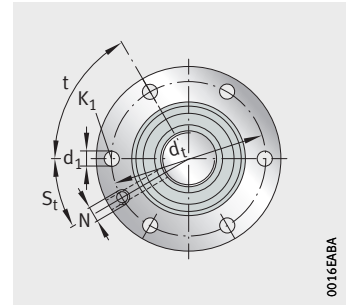


Without wiper

Mounting dimensions				Lubrication			Basic load ratings		Spring characteristic number c_K $N^{2/3}/\mu m$	Frictional torque M_V Ncm	Theoretical efficiency		Limiting speed n_G min^{-1}	Axial clearance ²⁾
d_t	t °	d_1	K_1	N	S_1	S_t °	dyn. C N	stat. C ₀ N			η_1	η_2		
180	45	17,5	M16	M8×1	10	22,5	358 800	1 371 100	194,9	-	0,68	0,53	2 000	0,02
							417 300	1 739 400	219,8					
180	45	17,5	M16	M8×1	10	22,5	495 800	2 263 700	252,0	-	0,68	0,53	2 000	0,02
180	45	17,5	M16	M8×1	10	22,5	430 800	1 374 600	122,8	-	0,79	0,74	2 000	0,04
							501 000	1 742 700	138,4					
180	45	17,5	M16	M8×1	10	22,5	595 300	2 266 800	158,7	-	0,79	0,74	2 000	0,04
180	45	17,5	M16	M8×1	10	22,5	479 000	1 378 100	93,7	-	0,83	0,80	2 000	0,07
							551 200	1 717 400	104,8					
180	45	17,5	M16	M8×1	10	22,5	656 200	2 240 400	120,3	-	0,83	0,80	2 000	0,07
180	45	17,5	M16	M8×1	10	22,5	502 800	1 326 000	75,8	-	0,85	0,83	2 000	0,07
							593 700	1 720 700	86,5					
180	45	17,5	M16	M8×1	10	22,5	706 800	2 243 400	99,3	-	0,85	0,83	2 000	0,07
180	45	17,5	M16	M8×1	10	22,5	522 800	1 305 300	57,2	-	0,86	0,84	2 000	0,07
							625 500	1 727 200	66,0					
180	45	17,5	M16	M8×1	10	22,5	744 700	2 249 400	75,8	-	0,86	0,84	2 000	0,07
180	45	17,5	M16	M8×1	10	22,5	539 400	1 359 200	51,6	-	0,86	0,84	2 000	0,07
							613 900	1 662 600	57,2					
180	45	17,5	M16	M8×1	10	22,5	734 600	2 182 600	66,0	-	0,86	0,84	2 000	0,07
180	45	17,5	M16	M8×1	10	22,5	529 400	1 313 500	45,7	-	0,85	0,82	2 000	0,07
							617 000	1 666 400	51,6					
180	45	17,5	M16	M8×1	10	22,5	730 300	2 151 000	59,0	-	0,85	0,82	2 000	0,07

Roller screw drives

Flanged nut, single-piece
Standard design



RGT-VTM, RGT-STM

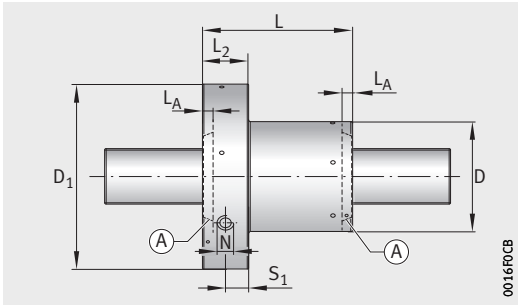
0016EABA

Dimension table (continued) - Dimensions in mm

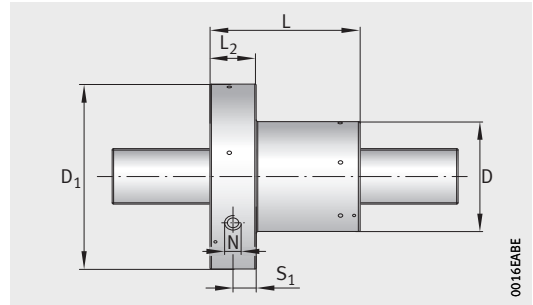
Nominal diameter d_0	Designation	Pitch P	Mobility level	Variant ¹⁾	ⓐ	Mass m ≈ kg	Dimensions					
							D g6	D ₁	L h12	L _A	L ₂	
90	RGT-VTM-090.10 RGT-STM-090.10	10	6	A	●	38	175	250	245	7	50	
				B	●	41			275	7		
			10	6	C	–	42	175	250	275	–	50
	RGT-VTM-090.15 RGT-STM-090.15	15	6	A	●	38	175	250	245	7	50	
				B	●	41			275	7		
			15	6	C	–	42	175	250	275	–	50
	RGT-VTM-090.20 RGT-STM-090.20	20	6	A	●	38	175	250	245	7	50	
				B	●	41			275	7		
			20	6	C	–	42	175	250	275	–	50
	RGT-VTM-090.25 RGT-STM-090.25	25	6	A	●	38	175	250	245	7	50	
				B	●	41			275	7		
			25	6	C	–	42	175	250	275	–	50

ⓐ Wipers: ● with wiper.

- 1) Depending on the variant, nuts are available without a wiper (suffix 0AB), with a wiper (suffix 1AB) or with two wipers (suffix 2AB). Please specify in the ordering designation.
- 2) Maximum axial clearance for non-preloaded nuts RGT-STM.



With wiper

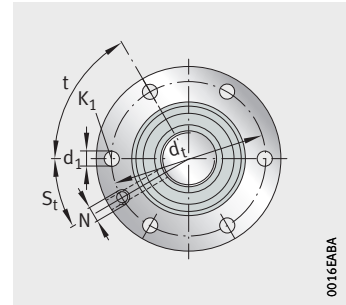


Without wiper

Mounting dimensions				Lubrication			Basic load ratings		Spring characteristic number c_K $N^{2/3}/\mu m$	Fric- tional torque M_V Ncm	Theoretical efficiency		Lim- iting speed n_G min^{-1}	Axial clear- ance ²⁾
d_t	t °	d_1	K_1	N	S_1	S_t °	dyn. C N	stat. C_0 N			η_1	η_2		
210	45	17,5	M16	M8×1	12	22,5	708 700	2 816 000	173,5	-	0,77	0,71	1 700	0,04
							808 400	3 429 800	192,7					
210	45	17,5	M16	M8×1	12	22,5	852 000	3 705 600	200,9	-	0,77	0,71	1 700	0,04
210	45	17,5	M16	M8×1	12	22,5	782 000	2 785 800	131,6	-	0,82	0,78	1 700	0,07
							893 100	3 398 800	146,2					
210	45	17,5	M16	M8×1	12	22,5	947 700	3 708 900	153,3	-	0,82	0,78	1 700	0,07
210	45	17,5	M16	M8×1	12	22,5	849 400	2 823 200	109,3	-	0,85	0,82	1 700	0,07
							969 000	3 436 500	121,4					
210	45	17,5	M16	M8×1	12	22,5	1 021 300	3 712 100	126,5	-	0,85	0,82	1 700	0,07
210	45	17,5	M16	M8×1	12	22,5	855 800	2 793 000	93,6	-	0,86	0,83	1 700	0,07
							974 100	3 388 300	103,8					
210	45	17,5	M16	M8×1	12	22,5	1 023 900	3 646 300	107,9	-	0,86	0,83	1 700	0,07

Roller screw drives

Flanged nut, single-piece
Standard design



RGT-VTM, RGT-STM

0016EABA

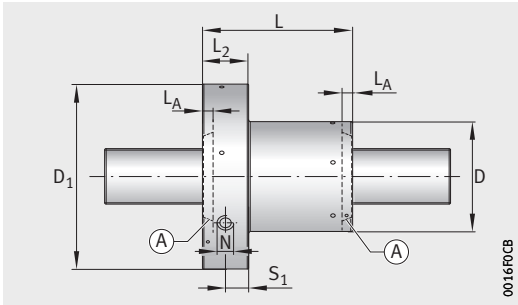
Dimension table (continued) - Dimensions in mm

Nominal diameter d_0	Designation	Pitch P	Mobility level	Variant ¹⁾	ⓐ	Mass m ≈ kg	Dimensions				
							D g6	D_1	L h12	L_A	L_2
100	RGT-VTM-100.10 RGT-STM-100.10	10	5	A	●	49	200	275	260	10	55
				B	–	51			260	–	
	RGT-VTM-100.20 RGT-STM-100.20	20	5	A	●	49	200	275	260	10	55
				B	–	51			260	–	
	RGT-VTM-100.25 RGT-STM-100.25	25	5	A	●	49	200	275	260	10	55
				B	–	51			260	–	
	RGT-VTM-100.50 RGT-STM-100.50	50	5	A	●	49	200	275	260	10	55
				B	–	51			260	–	
	RGT-VTM-100.12 RGT-STM-100.12	12	6	A	●	29	180	255	195	10	50
				B	–	31			195	–	
	RGT-VTM-100.18 RGT-STM-100.18	18	6	A	●	29	180	255	195	10	50
				B	–	31			195	–	
	RGT-VTM-100.24 RGT-STM-100.24	24	6	A	●	29	180	255	195	10	50
				B	–	31			195	–	

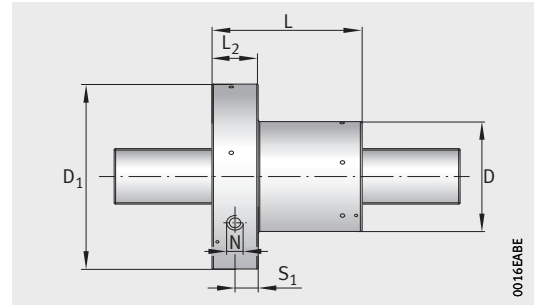
ⓐ Wipers: ● with wiper.

1) Depending on the variant, nuts are available without a wiper (suffix 0AB), with a wiper (suffix 1AB) or with two wipers (suffix 2AB). Please specify in the ordering designation.

2) Maximum axial clearance for non-preloaded nuts RGT-STM.



With wiper

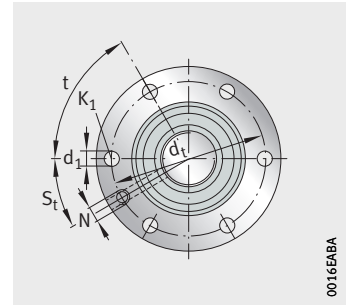


Without wiper

Mounting dimensions				Lubrication			Basic load ratings		Spring characteristic number c_K $N^{2/3}/\mu m$	Frictional torque M_V Ncm	Theoretical efficiency		Limiting speed n_G min^{-1}	Axial clearance ²⁾
d_t	t °	d_1	K_1	N	S_1	S_t °	dyn. C N	stat. C_0 N			η_1	η_2		
245	30	17,5	M16	M8×1	10	15	1 124 300	3 436 100	142,8	-	0,76	0,68	1 600	0,04
							1 245 600	4 042 800	154,6					
245	30	17,5	M16	M8×1	10	15	1 119 600	3 273 600	87,7	-	0,84	0,81	1 600	0,07
							1 245 200	3 875 300	95,2					
245	30	17,5	M16	M8×1	10	15	1 116 400	3 222 400	74,9	-	0,85	0,83	1 600	0,07
							1 243 200	3 822 300	81,4					
245	30	17,5	M16	M8×1	10	15	1 137 200	3 262 100	47,2	-	0,85	0,83	1 600	0,07
							1 266 500	3 861 100	51,3					
220	30	17,5	M16	M8×1	10	15	635 600	1 665 800	105,4	-	0,78	0,72	1 600	0,04
							772 200	2 308 700	123,1					
220	30	17,5	M16	M8×1	10	15	656 900	1 621 800	79,3	-	0,83	0,79	1 600	0,07
							818 900	2 343 800	94,5					
220	30	17,5	M16	M8×1	10	15	655 700	1 578 100	64,5	-	0,85	0,82	1 600	0,07
							826 900	2 323 700	77,5					

Roller screw drives

Flanged nut, single-piece
Standard design



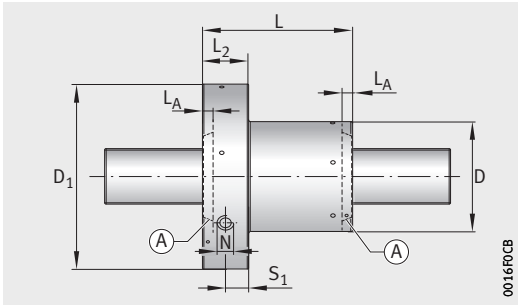
RGT-VTM, RGT-STM

Dimension table (continued) - Dimensions in mm

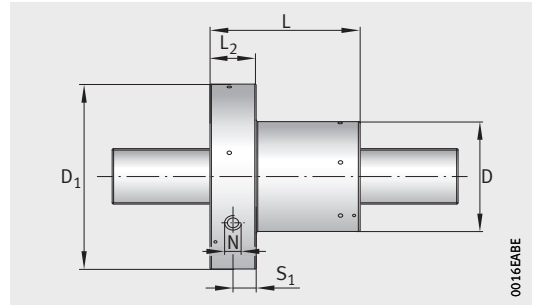
Nominal diameter d_0	Designation	Pitch P	Mobility level	Variant ¹⁾	ⓐ	Mass m ≈ kg	Dimensions				
							D g6	D_1	L h12	L_A	L_2
120	RGT-VTM-120.20 RGT-STM-120.20	20	5	A	●	87	260	340	280	12	55
				B	–	90			280	–	
		20	5	C	–	102	260	340	330	–	55
	RGT-VTM-120.25 RGT-STM-120.25	25	5	A	●	87	260	340	280	12	55
				B	–	90			280	–	
		25	5	C	–	102	260	340	330	–	55
135	RGT-VTM-135.15 RGT-STM-135.15	15	5	A	●	124	280	370	370	12	60
	RGT-VTM-135.20 RGT-STM-135.20	20	5	A	●	124	280	370	370	12	60
	RGT-VTM-135.30 RGT-STM-135.30	30	5	A	●	124	280	370	370	12	60
150	RGT-VTM-150.25 RGT-STM-150.25	25	5	A	●	185	320	410	412	12	80
	RGT-VTM-150.30 RGT-STM-150.30	30	5	A	●	185	320	410	412	12	80
	RGT-VTM-150.40 RGT-STM-150.40	40	5	A	●	185	320	410	412	12	80

ⓐ Wipers: ● with wiper.

- 1) Depending on the variant, nuts are available without a wiper (suffix 0AB), with a wiper (suffix 1AB) or with two wipers (suffix 2AB). Please specify in the ordering designation.
- 2) Maximum axial clearance for non-preloaded nuts RGT-STM.



With wiper

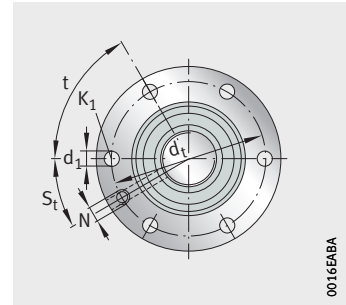


Without wiper

Mounting dimensions				Lubrication			Basic load ratings		Spring characteristic number c_K $N^{2/3}/\mu m$	Frictional torque M_V Ncm	Theoretical efficiency		Limiting speed n_G min^{-1}	Axial clearance ²⁾
d_t	t °	d_1	K_1	N	S_1	S_t °	dyn. C N	stat. C_0 N			η_1	η_2		
305	30	17,5	M16	M12×1,75	10	15	1 196 500	3 942 600	94,4	-	0,82	0,78	1300	0,07
							1 320 900	4 648 900	102,1					
305	30	17,5	M16	M12×1,75	10	15	1 515 600	5 815 500	113,9	-	0,82	0,78	1300	0,07
305	30	17,5	M16	M12×1,75	10	15	1 212 700	3 952 700	81,4	-	0,84	0,81	1300	0,07
							1 338 800	4 658 900	88,0					
305	30	17,5	M16	M12×1,75	10	15	1 523 900	5 751 100	97,5	-	0,84	0,81	1300	0,07
315	30	22	M20	M12×1,75	12	15	1 843 300	8 036 300	159,5	-	0,77	0,71	1200	0,07
315	30	22	M20	M12×1,75	12	15	1 883 100	8 089 200	132,0	-	0,81	0,76	1200	0,07
315	30	22	M20	M12×1,75	12	15	1 904 400	7 941 800	99,7	-	0,85	0,82	1200	0,07
365	30	26	M24	M12×1,75	15	15	2 071 300	9 086 700	118,6	-	0,82	0,78	1000	0,07
365	30	26	M24	M12×1,75	15	15	2 087 600	9 052 400	104,8	-	0,84	0,81	1000	0,07
365	30	26	M24	M12×1,75	15	15	2 122 600	9 076 300	86,5	-	0,86	0,83	1000	0,07

Roller screw drives

Flanged nut, single-piece
Standard design



RGT-VTM, RGT-STM

0016EABA

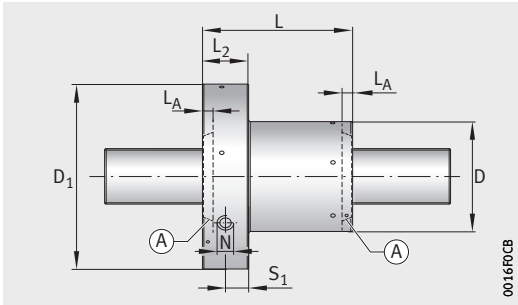
Dimension table (continued) - Dimensions in mm

Nominal diameter d_0	Designation	Pitch P	Mobility level	Variant ¹⁾	⊗	Mass m ≈ kg	Dimensions				
							D g6	D ₁	L h12	L _A	L ₂
180	RGT-VTM-180.20 RGT-STM-180.20	20	5	A	–	355	390	470	528	–	90
				B	●	373			558	15	
	RGT-VTM-180.24 RGT-STM-180.24	24	5	A	–	355	390	470	528	–	90
				B	●	373			558	15	
	RGT-VTM-180.25 RGT-STM-180.25	25	5	A	–	355	390	470	528	–	90
				B	●	373			558	15	
	RGT-VTM-180.30 RGT-STM-180.30	30	5	A	–	355	390	470	528	–	90
				B	●	373			558	15	
	RGT-VTM-180.40 RGT-STM-180.40	40	5	A	–	355	390	470	528	–	90
				B	●	373			558	15	
210	RGT-VTM-210.20 RGT-STM-210.20	20	5	A	●	476	440	530	570	20	100
				B	–	490			570	–	
	RGT-VTM-210.25 RGT-STM-210.25	25	5	A	●	476	440	530	570	20	100
				B	–	490			570	–	
	RGT-VTM-210.30 RGT-STM-210.30	30	5	A	●	476	440	530	570	20	100
				B	–	490			570	–	
	RGT-VTM-210.35 RGT-STM-210.35	35	5	A	●	476	440	530	570	20	100
				B	–	490			570	–	
245	RGT-VTM-245.30 RGT-STM-245.30	30	5	A	–	936	550	650	650	–	130
				B	–	1190			840	–	

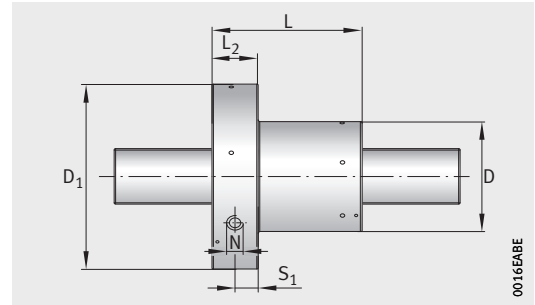
⊗ Wipers: ● with wiper.

1) Depending on the variant, nuts are available without a wiper (suffix 0AB), with a wiper (suffix 1AB) or with two wipers (suffix 2AB). Please specify in the ordering designation.

2) Maximum axial clearance for non-preloaded nuts RGT-STM.



With wiper

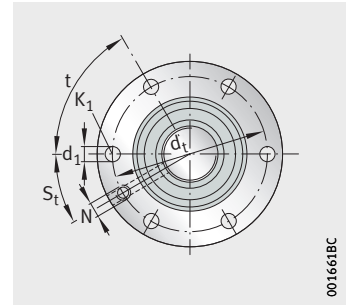


Without wiper

Mounting dimensions				Lubrication			Basic load ratings		Spring characteristic number c_K $N^{2/3}/\mu m$	Fric-tional torque M_V Ncm	Theoretical efficiency		Lim-iting speed n_G min^{-1}	Axial clearance ²⁾
d_t	t °	d_1	K_1	N	S_1	S_t °	dyn. C N	stat. C_0 N			η_1	η_2		
433	30	24	M22	M12×1,75	15	15	3 080 900	17 019 600	182,6	-	0,77	0,71	900	0,07
							3 187 300	17 942 900	187,6					
433	30	24	M22	M12×1,75	15	15	3 089 500	16 800 700	160,6	-	0,80	0,75	900	0,07
							3 218 800	17 907 400	165,9					
433	30	24	M22	M12×1,75	15	15	3 104 200	16 860 800	156,6	-	0,80	0,75	900	0,07
							3 239 100	18 014 200	161,9					
433	30	24	M22	M12×1,75	15	15	3 132 600	16 817 000	138,4	-	0,82	0,78	900	0,07
							3 255 500	17 854 100	142,7					
433	30	24	M22	M12×1,75	15	15	3 187 100	16 844 200	114,2	-	0,85	0,82	900	0,10
							3 298 200	17 765 300	117,4					
490	30	26	M24	M12×1,75	15	15	3 482 500	17 564 800	172,9	-	0,75	0,67	700	0,07
							3 741 400	19 653 900	178,9					
490	30	26	M24	M12×1,75	15	15	3 532 800	17 711 400	149,0	-	0,78	0,72	700	0,07
							3 777 800	19 670 500	154,2					
490	30	26	M24	M12×1,75	15	15	3 527 300	17 469 300	131,5	-	0,81	0,76	700	0,07
							3 774 600	19 424 300	135,6					
490	30	26	M24	M12×1,75	15	15	3 533 400	17 357 000	118,6	-	0,82	0,78	700	0,10
							3 823 700	19 637 800	123,0					
600	15	22	M20	M12×1	20	7,5	4 405 100	27 802 400	219,1	-	0,79	0,73	500	0,10
							5 800 000	42 520 300	273,1					

Roller screw drives

Flanged nut, single-piece
Standard design



RGT-VTO, RGT-STO

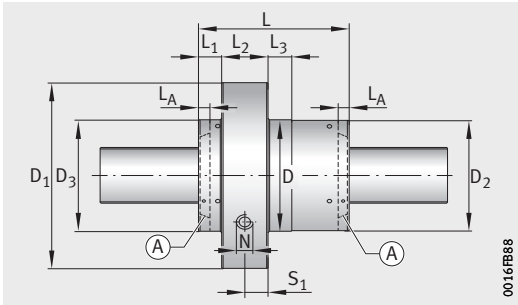
001661BC

Dimension table - Dimensions in mm

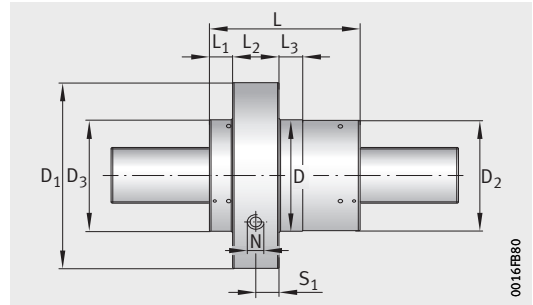
Nominal diameter d_0	Designation	Pitch P	Mobility level	Variant ¹⁾	⊙	Mass m ≈ kg	Dimensions								
							D	D ₁	D ₂	D ₃	L	L _A	L ₁	L ₂	L ₃
20	RGT-VTO-020.02 RGT-STO-020.02	2	5	A	-	0,6	42	68	41,5	42	55	-	10	18	10
				A	●	0,7					65	-			
				B	-	0,7					65	-			
	RGT-VTO-020.04 RGT-STO-020.04	4	5	A	-	0,6	42	68	41,5	42	55	-	10	18	10
				A	●	0,7					65	-			
				B	-	0,7					65	-			
	RGT-VTO-020.05 RGT-STO-020.05	5	5	A	-	0,6	42	68	41,5	42	55	-	10	18	10
				A	●	0,7					65	-			
				B	-	0,7					65	-			
	RGT-VTO-020.06 RGT-STO-020.06	6	5	A	-	0,6	42	68	41,5	42	55	-	10	18	10
				A	●	0,7					65	-			
				B	-	0,7					65	-			
	RGT-VTO-020.10 RGT-STO-020.10	10	5	A	-	0,6	42	68	41,5	42	55	-	10	18	10
				A	●	0,7					65	-			
				B	-	0,7					65	-			
	RGT-VTO-020.12 RGT-STO-020.12	12	5	A	-	0,6	42	68	41,5	42	55	-	10	18	10
				A	●	0,7					65	-			
				B	-	0,7					65	-			
	RGT-VTO-020.20 RGT-STO-020.20	20	5	A	-	0,6	42	68	41,5	42	55	-	10	18	10
				A	●	0,7					65	-			
				B	-	0,7					65	-			

⊙ Wipers: ● with wiper.

- 1) Depending on the variant, nuts are available without a wiper (suffix 0AB), with a wiper (suffix 1AB) or with two wipers (suffix 2AB). Please specify in the ordering designation.
- 2) Overrunning frictional torque for preloaded nuts RGT-VTO.
- 3) Maximum axial clearance for non-preloaded nuts RGT-STO.



With wiper

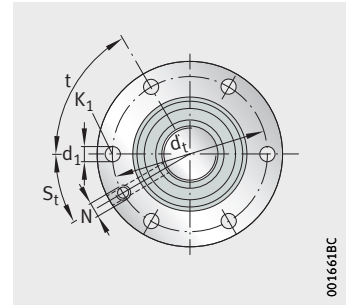


Without wiper

Mounting dimensions				Lubrication			Basic load ratings		Spring characteristic number c_K $N^{2/3}/\mu m$	Fric-tional torque ²⁾ M_V Ncm	Theoretical efficiency		Limiting speed n_G min^{-1}	Axial clearance ³⁾
d_t	t °	d_1	K_1	N	S_1	S_t °	dyn. C N	stat. C_0 N			η_1	η_2		
56	60	5,5	M5	M6	9	30	32 300	66 400	78,3	18	0,76	0,69	5 200	0,02
							32 300	66 400	78,3					
							42 700	102 700	96,7					
56	60	5,5	M5	M6	9	30	37 200	65 400	48,8	20	0,84	0,81	5 200	0,02
							37 200	65 400	48,8					
							49 800	103 100	60,9					
56	60	5,5	M5	M6	9	30	39 800	67 700	42,7	24	0,85	0,83	5 200	0,02
							39 800	67 700	42,7					
							52 500	104 000	52,7					
56	60	5,5	M5	M6	9	30	40 600	65 800	37,3	26	0,86	0,84	5 200	0,02
							40 600	65 800	37,3					
							53 300	100 500	45,8					
56	60	5,5	M5	M6	9	30	44 400	65 200	26,2	35	0,85	0,83	5 200	0,04
							44 400	65 200	26,2					
							59 100	101 200	32,6					
56	60	5,5	M5	M6	9	30	46 500	67 000	23,5	40	0,83	0,80	5 200	0,04
							46 500	67 000	23,5					
							61 100	101 600	28,9					
56	60	5,5	M5	M6	9	30	46 000	60 200	15,7	50	0,67	0,50	5 200	0,07
							46 000	60 200	15,7					
							65 700	103 000	20,5					

Roller screw drives

Flanged nut, single-piece
Standard design



RGT-VTO, RGT-STO

001661BC

Dimension table (continued) - Dimensions in mm

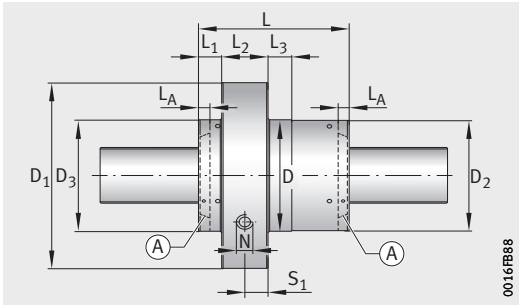
Nominal diameter d_0	Designation	Pitch P	Mobility level	Variant ¹⁾	⊗	Mass m ≈ kg	Dimensions								
							D	D ₁	D ₂	D ₃	L	L _A	L ₁	L ₂	L ₃
21	RGT-VTO-021.02 RGT-STO-021.02	2	5	A	●	0,7	45	68	43,5	45	64	–	10	18	10
				B	–	0,7					64	–			
	RGT-VTO-021.04 RGT-STO-021.04	4	5	A	●	0,7	45	68	43,5	45	64	–	10	18	10
				B	–	0,7					64	–			
	RGT-VTO-021.05 RGT-STO-021.05	5	5	A	●	0,7	45	68	43,5	45	64	–	10	18	10
				B	–	0,7					64	–			
	RGT-VTO-021.06 RGT-STO-021.06	6	5	A	●	0,7	45	68	43,5	45	64	–	10	18	10
				B	–	0,7					64	–			
	RGT-VTO-021.10 RGT-STO-021.10	10	5	A	●	0,7	45	68	43,5	45	64	–	10	18	10
				B	–	0,7					64	–			
	RGT-VTO-021.12 RGT-STO-021.12	12	5	A	●	0,7	45	68	43,5	45	64	–	10	18	10
				B	–	0,7					64	–			
	RGT-VTO-021.20 RGT-STO-021.20	20	5	A	●	0,7	45	68	43,5	45	64	–	10	18	10
				B	–	0,7					64	–			

⊗ Wipers: ● with wiper.

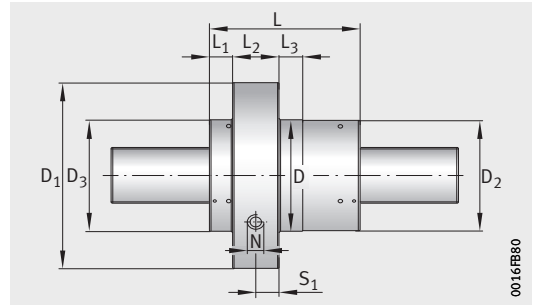
¹⁾ Depending on the variant, nuts are available without a wiper (suffix 0AB), with a wiper (suffix 1AB) or with two wipers (suffix 2AB). Please specify in the ordering designation.

²⁾ Overrunning frictional torque for preloaded nuts RGT-VTO.

³⁾ Maximum axial clearance for non-preloaded nuts RGT-STO.



With wiper

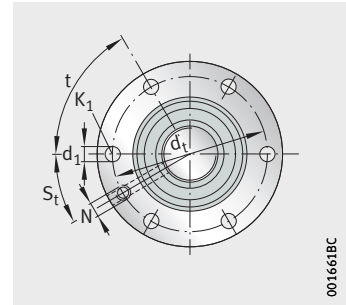


Without wiper

Mounting dimensions				Lubrication			Basic load ratings		Spring characteristic number c_K $N^{2/3}/\mu m$	Frictional torque ²⁾ M_V Ncm	Theoretical efficiency		Limiting speed n_G min^{-1}	Axial clearance ³⁾
d_t	t °	d_1	K_1	N	S_1	S_t °	dyn. C N	stat. C_0 N			η_1	η_2		
56	60	5,5	M5	M6	9	30	43 600	90 200	93,3	20	0,75	0,67	5 200	0,02
							56 800	137 600	114,4					
56	60	5,5	M5	M6	9	30	51 600	90 700	58,8	22	0,83	0,80	5 200	0,02
							66 500	136 100	71,6					
56	60	5,5	M5	M6	9	30	54 500	91 000	50,7	25	0,85	0,82	5 200	0,02
							70 800	138 300	62,1					
56	60	5,5	M5	M6	9	30	56 200	89 400	44,4	30	0,86	0,83	5 200	0,02
							72 600	134 700	54,2					
56	60	5,5	M5	M6	9	30	59 900	83 200	30,4	38	0,86	0,83	5 200	0,04
							79 200	129 900	37,7					
56	60	5,5	M5	M6	9	30	63 000	85 500	27,2	45	0,84	0,81	5 200	0,04
							82 300	130 300	33,4					
56	60	5,5	M5	M6	9	30	55 500	62 800	15,9	60	0,71	0,59	5 200	0,07
							71 100	92 600	19,2					

Roller screw drives

Flanged nut, single-piece
Standard design



RGT-VTO, RGT-STO

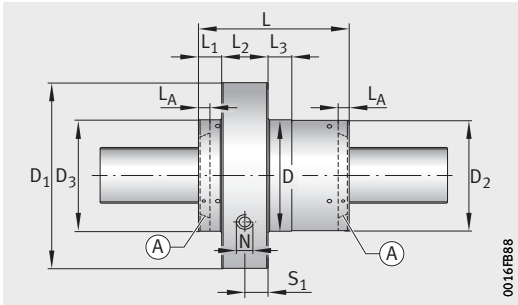
001661EC

Dimension table (continued) - Dimensions in mm

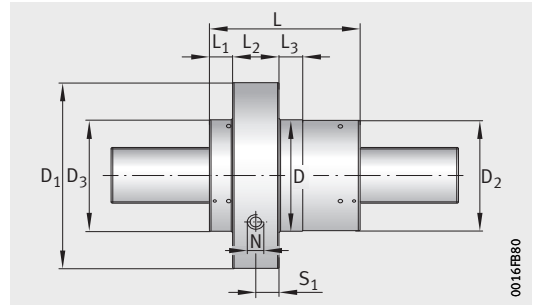
Nominal diameter d_0	Designation	Pitch P	Mobility level	Variant ¹⁾	Ⓐ	Mass m ≈ kg	Dimensions								
							D	D_1	D_2	D_3	L	L_A	L_1	L_2	L_3
24	RGT-VTO-024.02 RGT-STO-024.02	2	5	A	–	0,8	48	80	47,5	48	55	–	10	20	10
				A	●	0,9					65	–			
				B	–	0,9					65	–			
	RGT-VTO-024.04 RGT-STO-024.04	4	5	A	–	0,8	48	80	47,5	48	55	–	10	20	10
				A	●	0,9					65	–			
				B	–	0,9					65	–			
	RGT-VTO-024.05 RGT-STO-024.05	5	5	A	–	0,8	48	80	47,5	48	55	–	10	20	10
				A	●	0,9					65	–			
				B	–	0,9					65	–			
	RGT-VTO-024.006 RGT-STO-024.006	6	5	A	–	0,8	48	80	47,5	48	55	–	10	20	10
				A	●	0,9					65	–			
				B	–	0,9					65	–			
	RGT-VTO-024.12 RGT-STO-024.12	12	5	A	–	0,8	48	80	47,5	48	55	–	10	20	10
				A	●	0,9					65	–			
				B	–	0,9					65	–			
	RGT-VTO-024.20 RGT-STO-024.20	20	5	A	–	0,8	48	80	47,5	48	55	–	10	20	10
				A	●	0,9					65	–			
				B	–	0,9					65	–			

Ⓐ Wipers: ● with wiper.

- 1) Depending on the variant, nuts are available without a wiper (suffix 0AB), with a wiper (suffix 1AB) or with two wipers (suffix 2AB). Please specify in the ordering designation.
- 2) Overrunning frictional torque for preloaded nuts RGT-VTO.
- 3) Maximum axial clearance for non-preloaded nuts RGT-STO.



With wiper

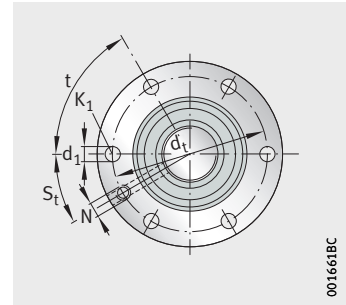


Without wiper

Mounting dimensions				Lubrication			Basic load ratings		Spring characteristic number c_K $N^{2/3}/\mu m$	Fric-tional torque ²⁾ M_V Ncm	Theoretical efficiency		Limiting speed n_G min^{-1}	Axial clearance ³⁾
d_t	t °	d_1	K_1	N	S_1	S_t °	dyn. C N	stat. C_0 N			η_1	η_2		
66	60	6,5	M6	M6	10	30	42 000	77 400	86,4	24	0,73	0,62	5 000	0,02
							42 000	77 400	86,4					
							60 600	143 200	114,9					
66	60	6,5	M6	M6	10	30	49 600	78 100	54,5	28	0,82	0,78	5 000	0,02
							49 600	78 100	54,5					
							71 700	143 800	72,4					
66	60	6,5	M6	M6	10	30	52 400	78 400	46,9	32	0,84	0,81	5 000	0,02
							52 400	78 400	46,9					
							76 000	145 200	62,6					
66	60	6,5	M6	M6	10	30	54 700	78 700	41,6	50	0,85	0,83	5 000	0,02
							54 700	78 700	41,6					
							77 500	140 100	54,5					
66	60	6,5	M6	M6	10	30	58 500	69 100	24,4	70	0,85	0,83	5 000	0,04
							58 500	69 100	24,4					
							90 700	141 800	34,3					
66	60	6,5	M6	M6	10	30	60 300	64 000	16,5	85	0,77	0,69	5 000	0,07
							60 300	64 000	16,5					
							90 300	122 900	22,6					

Roller screw drives

Flanged nut, single-piece
Standard design



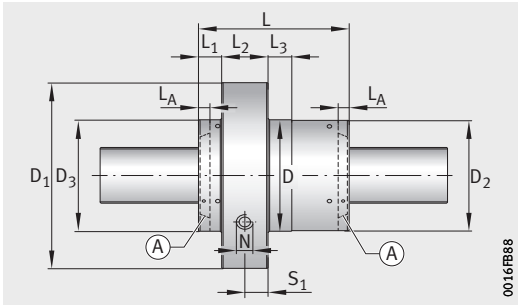
RGT-VTO, RGT-STO

Dimension table (continued) - Dimensions in mm

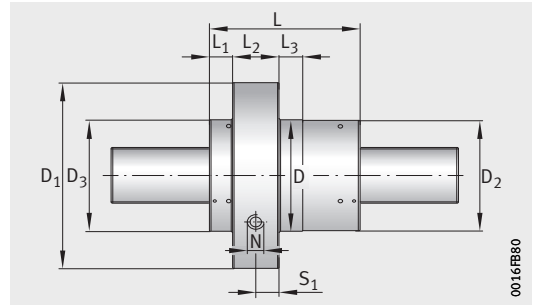
Nominal diameter d_0	Designation	Pitch P	Mobility level	Variant ¹⁾	⊙	Mass m ≈ kg	Dimensions								
							D	D ₁	D ₂	D ₃	L	L _A	L ₁	L ₂	L ₃
25	RGT-VTO-025.02 RGT-STO-025.02	2	5	A	●	1,3	56	84	55	56	78	-	10	20	10
				B	-	1,3					78	-			
	RGT-VTO-025.04 RGT-STO-025.04	4	5	A	●	1,3	56	84	55	56	78	-	10	20	10
				B	-	1,3					78	-			
	RGT-VTO-025.05 RGT-STO-025.05	5	5	A	●	1,3	56	84	55	56	78	-	10	20	10
				B	-	1,3					78	-			
	RGT-VTO-025.06 RGT-STO-025.06	6	5	A	●	1,3	56	84	55	56	78	-	10	20	10
				B	-	1,3					78	-			
	RGT-VTO-025.12 RGT-STO-025.12	12	5	A	●	1,3	56	84	55	56	78	-	10	20	10
				B	-	1,3					78	-			
	RGT-VTO-025.20 RGT-STO-025.20	20	5	A	●	1,3	56	84	55	56	78	-	10	20	10
				B	-	1,3					78	-			

⊙ Wipers: ● with wiper.

- 1) Depending on the variant, nuts are available without a wiper (suffix 0AB), with a wiper (suffix 1AB) or with two wipers (suffix 2AB). Please specify in the ordering designation.
- 2) Overrunning frictional torque for preloaded nuts RGT-VTO.
- 3) Maximum axial clearance for non-preloaded nuts RGT-STO.



With wiper

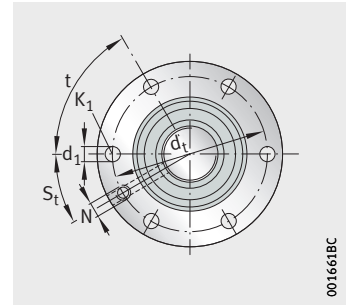


Without wiper

Mounting dimensions				Lubrication			Basic load ratings		Spring characteristic number c_K $N^{2/3}/\mu m$	Fric-tional torque ²⁾ M_V Ncm	Theoretical efficiency		Limiting speed n_G min^{-1}	Axial clearance ³⁾
d_t	t °	d_1	K_1	N	S_1	S_t °	dyn. C N	stat. C_0 N			η_1	η_2		
70	60	6,5	M6	M6	10	30	62 300	146 700	115,9	26	0,72	0,61	5 000	0,02
							76 700	204 000	136,0					
70	60	6,5	M6	M6	10	30	51 100	79 700	54,9	38	0,82	0,78	5 000	0,02
							90 100	202 200	85,2					
70	60	6,5	M6	M6	10	30	78 200	148 800	63,1	43	0,84	0,81	5 000	0,02
							96 100	206 100	74,0					
70	60	6,5	M6	M6	10	30	79 800	143 600	54,9	58	0,85	0,82	5 000	0,02
							100 000	205 200	65,4					
70	60	6,5	M6	M6	10	30	93 500	145 400	34,6	75	0,86	0,83	5 000	0,04
							114 600	199 900	40,5					
70	60	6,5	M6	M6	10	30	72 800	84 500	18,8	90	0,78	0,72	5 000	0,07
							122 600	192 900	28,1					

Roller screw drives

Flanged nut, single-piece
Standard design



RGT-VTO, RGT-STO

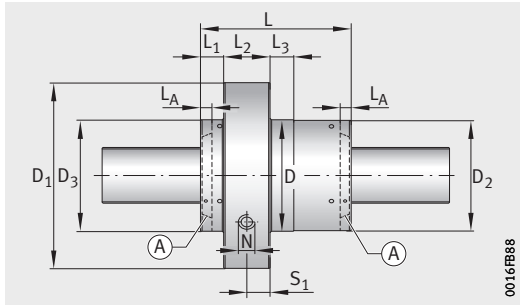
001661BC

Dimension table (continued) - Dimensions in mm

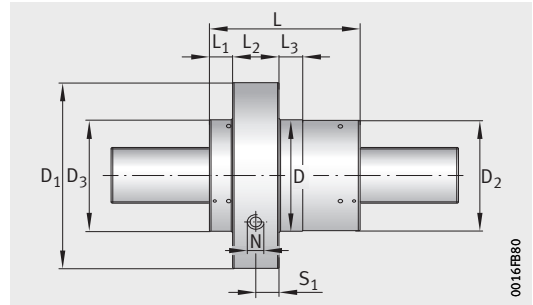
Nominal diameter d_0	Designation	Pitch P	Mobility level	Variant ¹⁾	⊙	Mass m ≈ kg	Dimensions								
							D	D ₁	D ₂	D ₃ ^{+0,5} ₀	L h12	L _A	L ₁	L ₂	L ₃
27	RGT-VTO-027.02 RGT-STO-027.02	2	5	A	-	1,1	55	84	54	55	55	-	10	20	10
				A	●	1,2					69	-			15
				B	-	1,2					69	-			15
		2	5	C	-	1,4	55	84	54	55	79	-	10	20	20
				C	●	1,4					79	-			20
				D	-	1,4					79	-			20
	RGT-VTO-027.04 RGT-STO-027.04	4	5	A	-	1,1	55	84	54	55	55	-	10	20	10
				A	●	1,2					69	-			15
				B	-	1,2					69	-			15
		4	5	C	-	1,4	55	84	54	55	79	-	10	20	20
				C	●	1,4					79	-			20
				D	-	1,4					79	-			20
	RGT-VTO-027.05 RGT-STO-027.05	5	5	A	-	1,1	55	84	54	55	55	-	10	20	10
				A	●	1,2					69	-			15
				B	-	1,2					69	-			15
		5	5	C	-	1,4	55	84	54	55	79	-	10	20	20
				C	●	1,4					79	-			20
				D	-	1,4					79	-			20
RGT-VTO-027.06 RGT-STO-027.06	6	5	A	-	1,1	55	84	54	55	55	-	10	20	10	
			A	●	1,2					69	-			15	
			B	-	1,2					69	-			15	
	6	5	C	-	1,4	55	84	54	55	79	-	10	20	20	
			C	●	1,4					79	-			20	
			D	-	1,4					79	-			20	

⊙ Wipers: ● with wiper.

- 1) Depending on the variant, nuts are available without a wiper (suffix 0AB), with a wiper (suffix 1AB) or with two wipers (suffix 2AB). Please specify in the ordering designation.
- 2) Overrunning frictional torque for preloaded nuts RGT-VTO.
- 3) Maximum axial clearance for non-preloaded nuts RGT-STO.



With wiper

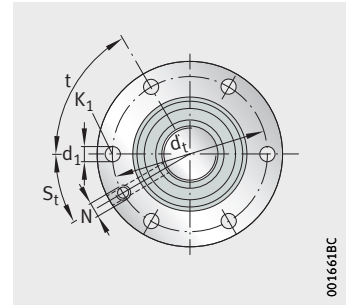


Without wiper

Mounting dimensions				Lubrication			Basic load ratings		Spring characteristic number c_K $N^{2/3}/\mu m$	Frictional torque ²⁾ M_V Ncm	Theoretical efficiency		Limiting speed n_G min^{-1}	Axial clearance ³⁾
d_t	t °	d_1	K_1	N	S_1	S_t °	dyn. C N	stat. C_0 N			η_1	η_2		
70	60	6,5	M6	M6	10	30	45 400	75 900	85,5	28	0,71	0,58	4 900	0,02
							45 400	75 900	85,5					
							68 800	153 500	117,6					
70	60	6,5	M6	M6	10	30	62 300	130 300	108,9	28	0,71	0,58	4 900	0,02
							62 300	130 300	108,9					
							84 800	214 400	138,0					
70	60	6,5	M6	M6	10	30	52 500	74 500	53,2	40	0,81	0,76	4 900	0,02
							52 500	74 500	53,2					
							80 900	154 200	74,1					
70	60	6,5	M6	M6	10	30	73 200	131 000	68,6	40	0,81	0,76	4 900	0,02
							73 200	131 000	68,6					
							99 000	212 500	86,5					
70	60	6,5	M6	M6	10	30	54 400	72 900	45,3	45	0,83	0,80	4 900	0,02
							54 400	72 900	45,3					
							83 600	149 900	62,9					
70	60	6,5	M6	M6	10	30	75 400	126 700	58,2	45	0,83	0,80	4 900	0,02
							75 400	126 700	58,2					
							103 400	210 400	74,1					
70	60	6,5	M6	M6	10	30	58 600	77 300	41,1	60	0,85	0,82	4 900	0,02
							58 600	77 300	41,1					
							87 100	150 200	55,7					
70	60	6,5	M6	M6	10	30	76 900	122 500	50,6	60	0,85	0,82	4 900	0,02
							76 900	122 500	50,6					
							107 000	208 200	65,2					

Roller screw drives

Flanged nut, single-piece
Standard design



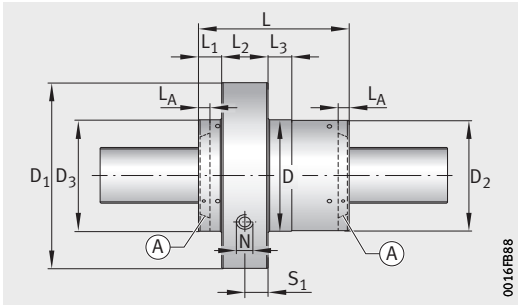
RGT-VTO, RGT-STO

Dimension table (continued) - Dimensions in mm

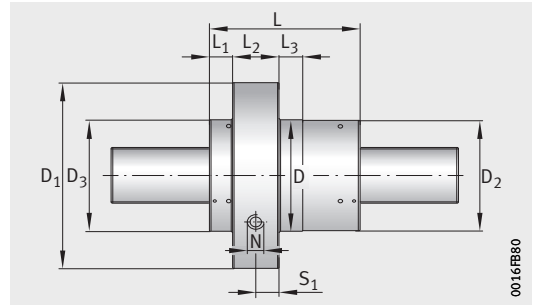
Nominal diameter d_0	Designation	Pitch P	Mobility level	Variant ¹⁾	⊙	Mass m ≈ kg	Dimensions								
							D g6	D ₁	D ₂	D ₃ ^{+0,5} ₀	L h12	L _A	L ₁	L ₂	L ₃
27	RGT-VTO-027.08 RGT-STO-027.08	8	5	A	–	1,1	55	84	54	55	55	–	10	20	10
				A	●	1,2					69	–			15
				B	–	1,2					69	–			15
		8	5	C	–	1,4	55	84	54	55	79	–	10	20	20
				C	●	1,4					79	–			20
				D	–	1,4					79	–			20
	RGT-VTO-027.15 RGT-STO-027.15	15	5	A	–	1,1	55	84	54	55	55	–	10	20	10
				A	●	1,2					69	–			15
				B	–	1,2					69	–			15
		15	5	C	–	1,4	55	84	54	55	79	–	10	20	20
				C	●	1,4					79	–			20
				D	–	1,4					79	–			20
	RGT-VTO-027.25 RGT-STO-027.25	25	5	B	–	1,2	55	84	54	55	69	–	10	20	15
				C	–	1,4					79	–			20
		25	5	C	●	1,4	55	84	54	55	79	–	10	20	20
D				–	1,4	79					–	20			

⊙ Wipers: ● with wiper.

- 1) Depending on the variant, nuts are available without a wiper (suffix 0AB), with a wiper (suffix 1AB) or with two wipers (suffix 2AB). Please specify in the ordering designation.
- 2) Overrunning frictional torque for preloaded nuts RGT-VTO.
- 3) Maximum axial clearance for non-preloaded nuts RGT-STO.



With wiper

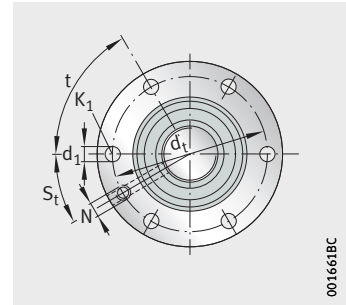


Without wiper

Mounting dimensions				Lubrication			Basic load ratings		Spring characteristic number c_K $N^{2/3}/\mu m$	Fric-tional torque ²⁾ M_V Ncm	Theoretical efficiency		Limiting speed n_G min^{-1}	Axial clearance ³⁾
d_t	t °	d_1	K_1	N	S_1	S_t °	dyn. C N	stat. C_0 N			η_1	η_2		
70	60	6,5	M6	M6	10	30	61 500	75 900	33,5	75	0,86	0,84	4 900	0,02
							61 500	75 900	33,5					
							94 800	155 600	46,7					
70	60	6,5	M6	M6	10	30	83 900	127 800	42,5	75	0,86	0,84	4 900	0,02
							83 900	127 800	42,5					
							116 000	213 800	54,5					
70	60	6,5	M6	M6	10	30	66 500	71 200	21,1	90	0,85	0,82	4 900	0,04
							66 500	71 200	21,1					
							106 200	153 200	30,2					
70	60	6,5	M6	M6	10	30	90 600	118 800	26,8	90	0,85	0,82	4 900	0,04
							90 600	118 800	26,8					
							129 000	207 400	35,1					
70	60	6,5	M6	M6	10	30	86 300	99 800	16,7	100	0,72	0,62	4 900	0,07
							86 300	99 800	16,7					
							86 300	99 800	16,7					
							110 900	147 300	20,2					

Roller screw drives

Flanged nut, single-piece
Standard design



RGT-VTO, RGT-STO

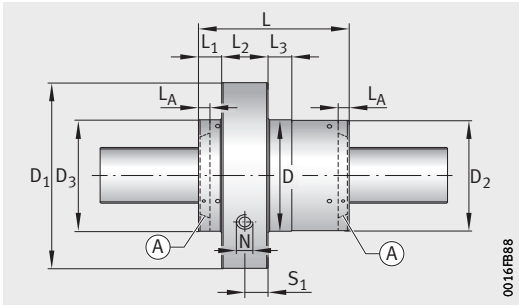
001661BC

Dimension table (continued) - Dimensions in mm

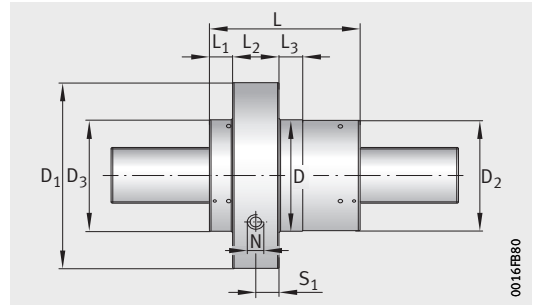
Nominal diameter d_0	Designation	Pitch P	Mobility level	Variant ¹⁾	⊙	Mass m ≈ kg	Dimensions								
							D	D ₁	D ₂	D ₃	L	L _A	L ₁	L ₂	L ₃
30	RGT-VTO-030.02 RGT-STO-030.02	2	5	A	-	1,7	62	97	61	62	55	-	5	27	15
				A	●	1,9					69	-	12		
				B	-	1,9					69	-	12		
		2	5	C	-	2,1	64	97	63	64	85	-	12	27	15
				C	●	2,1					85	-	12		
				D	-	2,1					85	-	12		
	RGT-VTO-030.04 RGT-STO-030.04	4	5	A	-	1,7	62	97	61	62	55	-	5	27	15
				A	●	1,9					69	-	12		
				B	-	1,9					69	-	12		
		4	5	C	-	2,1	64	97	63	64	85	-	12	27	15
				C	●	2,1					85	-	12		
				D	-	2,1					85	-	12		
	RGT-VTO-030.05 RGT-STO-030.05	5	5	A	-	1,7	62	97	61	62	55	-	5	27	15
				A	●	1,9					69	-	12		
				B	-	1,9					69	-	12		
		5	5	C	-	2,1	64	97	63	64	85	-	12	27	15
				C	●	2,1					85	-	12		
				D	-	2,1					85	-	12		
RGT-VTO-030.06 RGT-STO-030.06	6	5	A	-	1,7	62	97	61	62	55	-	5	27	15	
			A	●	1,9					69	-	12			
			B	-	1,9					69	-	12			
	6	5	C	-	2,1	64	97	63	64	85	-	12	27	15	
			C	●	2,1					85	-	12			
			D	-	2,1					85	-	12			

⊙ Wipers: ● with wiper.

- 1) Depending on the variant, nuts are available without a wiper (suffix 0AB), with a wiper (suffix 1AB) or with two wipers (suffix 2AB). Please specify in the ordering designation.
- 2) Overrunning frictional torque for preloaded nuts RGT-VTO.
- 3) Maximum axial clearance for non-preloaded nuts RGT-STO.



With wiper

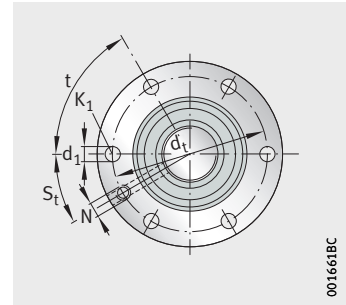


Without wiper

Mounting dimensions				Lubrication			Basic load ratings		Spring characteristic number c_K $N^{2/3}/\mu m$	Frictional torque ²⁾ M_V Ncm	Theoretical efficiency		Limiting speed n_G min^{-1}	Axial clearance ³⁾
d_t	t °	d_1	K_1	N	S_1	S_t °	dyn. C N	stat. C_0 N			η_1	η_2		
81	60	9	M8	M6	13,5	30	49 300	75 200	85,1	30	0,69	0,54	4 700	0,02
							49 300	75 200	85,1					
							76 000	157 900	118,1					
81	60	9	M8	M6	13,5	30	79 700	170 700	122,5	30	0,69	0,54	4 700	0,02
							79 700	170 700	122,5					
							102 900	256 300	148,6					
81	60	9	M8	M6	13,5	30	56 600	73 900	52,9	45	0,80	0,75	4 700	0,02
							56 600	73 900	52,9					
							88 700	158 700	74,4					
81	60	9	M8	M6	13,5	30	92 200	168 900	76,6	45	0,80	0,75	4 700	0,02
							92 200	168 900	76,6					
							119 300	254 300	93,1					
81	60	9	M8	M6	13,5	30	60 400	76 400	46,2	55	0,82	0,78	4 700	0,02
							60 400	76 400	46,2					
							93 200	159 100	64,1					
81	60	9	M8	M6	13,5	30	97 800	171 800	66,5	55	0,82	0,78	4 700	0,02
							97 800	171 800	66,5					
							126 700	258 800	80,9					
81	60	9	M8	M6	13,5	30	61 900	74 600	40,4	70	0,84	0,81	4 700	0,02
							61 900	74 600	40,4					
							97 100	159 400	56,8					
81	60	9	M8	M6	13,5	30	99 900	167 100	58,0	70	0,84	0,81	4 700	0,02
							99 900	167 100	58,0					
							130 500	255 000	71,1					

Roller screw drives

Flanged nut, single-piece
Standard design



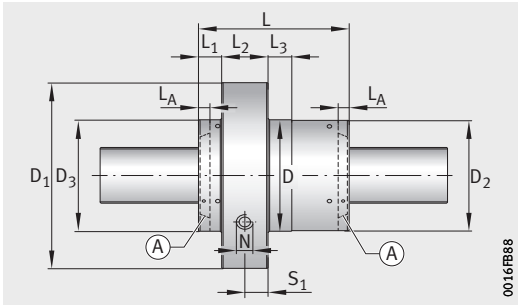
RGT-VTO, RGT-STO

Dimension table (continued) - Dimensions in mm

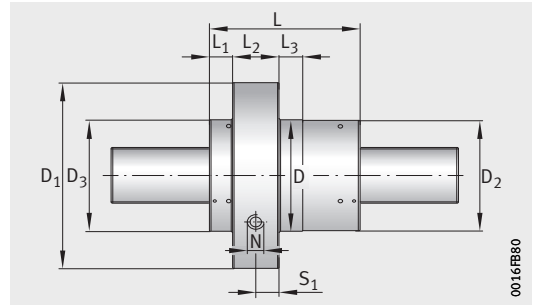
Nominal diameter d_0	Designation	Pitch P	Mobility level	Variant ¹⁾	⊙	Mass m ≈ kg	Dimensions								
							D g6	D ₁	D ₂	D ₃ ^{+0,5} ₀	L h12	L _A	L ₁	L ₂	L ₃
30	RGT-VTO-030.08 RGT-STO-030.08	8	5	A	–	1,7	62	97	61	62	55	–	5	27	15
				A	●	1,9					69	–	12		
				B	–	1,9					69	–	12		
		8	5	C	–	2,1	64	97	63	64	85	–	12	27	15
				C	●	2,1					85	–	12		
				D	–	2,1					85	–	12		
	RGT-VTO-030.10 RGT-STO-030.10	10	5	A	–	1,7	62	97	61	62	55	–	5	27	15
				A	●	1,9					69	–	12		
				B	–	1,9					69	–	12		
		10	5	C	–	2,1	64	97	63	64	85	–	12	27	15
				C	●	2,1					85	–	12		
				D	–	2,1					85	–	12		
RGT-VTO-030.20 RGT-STO-030.20	20	5	A	–	1,7	62	97	61	62	55	–	5	27	15	
			A	●	1,9					69	–	12			
			B	–	1,9					69	–	12			
	20	5	C	–	2,1	64	97	63	64	85	–	12	27	15	
			C	●	2,1					85	–	12			
			D	–	2,1					85	–	12			

⊙ Wipers: ● with wiper.

- 1) Depending on the variant, nuts are available without a wiper (suffix 0AB), with a wiper (suffix 1AB) or with two wipers (suffix 2AB). Please specify in the ordering designation.
- 2) Overrunning frictional torque for preloaded nuts RGT-VTO.
- 3) Maximum axial clearance for non-preloaded nuts RGT-STO.



With wiper

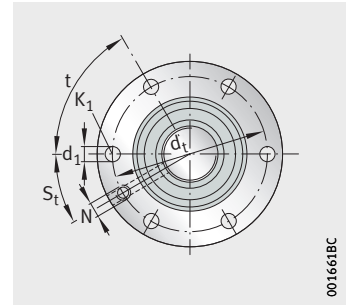


Without wiper

Mounting dimensions				Lubrication			Basic load ratings		Spring characteristic number	Fric-tional torque ²⁾	Theoretical efficiency		Limiting speed	Axial clearance ³⁾
d _t	t	d ₁	K ₁	N	S ₁	S _t	dyn. C	stat. C ₀	c _K	M _V	η ₁	η ₂	n _G	
	°					°	N	N	N ^{2/3} /μm	Ncm			min ⁻¹	
81	60	9	M8	M6	13,5	30	63 800	71 100	32,5	80	0,86	0,83	4 700	0,02
							63 800	71 100	32,5					
							101 300	155 200	46,2					
81	60	9	M8	M6	13,5	30	105 400	165 300	47,6	80	0,86	0,83	4 700	0,02
							105 400	165 300	47,6					
							137 000	250 200	58,0					
81	60	9	M8	M6	13,5	30	64 600	67 700	27,3	100	0,86	0,84	4 700	0,04
							64 600	67 700	27,3					
							103 000	148 400	38,9					
81	60	9	M8	M6	13,5	30	113 600	173 700	41,9	100	0,86	0,84	4 700	0,04
							113 600	173 700	41,9					
							144 700	253 700	50,3					
81	60	9	M8	M6	13,5	30	73 900	71 100	17,2	140	0,82	0,78	4 700	0,07
							73 900	71 100	17,2					
							123 900	164 600	25,4					
81	60	9	M8	M6	13,5	30	123 900	164 600	25,4	140	0,82	0,78	4 700	0,07
							123 900	164 600	25,4					
							159 600	243 500	30,8					

Roller screw drives

Flanged nut, single-piece
Standard design



RGT-VTO, RGT-STO

001661EC

Dimension table (continued) - Dimensions in mm

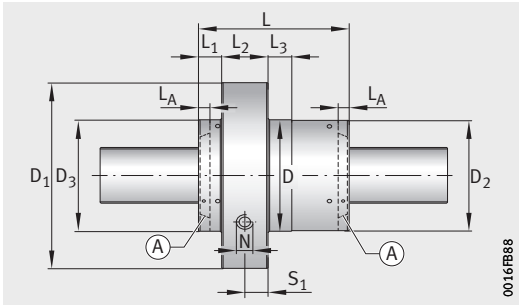
Nominal diameter d_0	Designation	Pitch P	Mobility level	Variant ¹⁾	⊙	Mass m ≈ kg	Dimensions								
							D g6	D ₁	D ₂	D ₃ ^{+0,5} ₀	L h12	L _A	L ₁	L ₂	L ₃
36	RGT-VTO-036.02 RGT-STO-036.02	2	5	A	–	2,3	75	110	74	75	68	–	12	25	15
				A	●	2,6					82	–			
				B	–	2,6					82	–			
	RGT-VTO-036.04 RGT-STO-036.04	4	5	A	–	2,3	75	110	74	75	68	–	12	25	15
				A	●	2,6					82	–			
				B	–	2,6					82	–			
	RGT-VTO-036.05 RGT-STO-036.05	5	5	A	–	2,3	75	110	74	75	68	–	12	25	15
				A	●	2,6					82	–			
				B	–	2,6					82	–			
	RGT-VTO-036.06 RGT-STO-036.06	6	5	A	–	2,3	75	110	74	75	68	–	12	25	15
				A	●	2,6					82	–			
				B	–	2,6					82	–			
	RGT-VTO-036.08 RGT-STO-036.08	8	5	A	–	2,3	75	110	74	75	68	–	12	25	15
				A	●	2,6					82	–			
				B	–	2,6					82	–			
	RGT-VTO-036.10 RGT-STO-036.10	10	5	A	–	2,3	75	110	74	75	68	–	12	25	15
				A	●	2,6					82	–			
				B	–	2,6					82	–			
	RGT-VTO-036.20 RGT-STO-036.20	20	5	A	–	2,3	75	110	74	75	68	–	12	25	15
				A	●	2,6					82	–			
				B	–	2,6					82	–			
	RGT-VTO-036.25 RGT-STO-036.25	25	5	A	–	2,3	75	110	74	75	68	–	12	25	15
				A	●	2,6					82	–			
				B	–	2,6					82	–			
	RGT-VTO-036.30 RGT-STO-036.30	30	5	A	–	2,3	75	110	74	75	68	–	12	25	15
				A	●	2,6					82	–			
				B	–	2,6					82	–			

⊙ Wipers: ● with wiper.

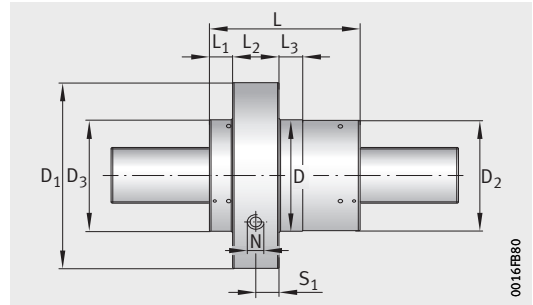
1) Depending on the variant, nuts are available without a wiper (suffix 0AB), with a wiper (suffix 1AB) or with two wipers (suffix 2AB). Please specify in the ordering designation.

2) Overrunning frictional torque for preloaded nuts RGT-VTO.

3) Maximum axial clearance for non-preloaded nuts RGT-STO.



With wiper

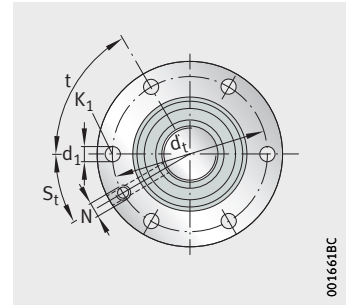


Without wiper

Mounting dimensions				Lubrication			Basic load ratings		Spring characteristic number c_K $N^{2/3}/\mu m$	Frictional torque ²⁾ M_V Ncm	Theoretical efficiency		Limiting speed n_G min^{-1}	Axial clearance ³⁾
d_t	t °	d_1	K_1	N	S_1	S_t °	dyn. C N	stat. C_0 N			η_1	η_2		
92	60	9	M8	M6	12,5	30	70 400	131 900	107,9	45	0,65	0,46	4 400	0,02
							70 400	131 900	107,9					
							98 200	233 300	139,2					
92	60	9	M8	M6	12,5	30	81 800	130 100	67,3	60	0,77	0,71	4 400	0,02
							81 800	130 100	67,3					
							115 500	234 200	87,7					
92	60	9	M8	M6	12,5	30	87 200	133 300	58,6	70	0,80	0,75	4 400	0,02
							87 200	133 300	58,6					
							121 600	234 700	75,6					
92	60	9	M8	M6	12,5	30	90 900	133 700	51,9	80	0,82	0,78	4 400	0,02
							90 900	133 700	51,9					
							124 900	229 100	66,1					
92	60	9	M8	M6	12,5	30	93 800	126 600	41,7	100	0,85	0,82	4 400	0,02
							93 800	126 600	41,7					
							133 400	230 000	54,6					
92	60	9	M8	M6	12,5	30	96 200	122 200	35,2	120	0,86	0,83	4 400	0,04
							96 200	122 200	35,2					
							137 000	221 800	46,2					
92	60	9	M8	M6	12,5	30	111 600	126 500	22,2	160	0,85	0,82	4 400	0,07
							111 600	126 500	22,2					
							152 100	211 200	28,1					
92	60	9	M8	M6	12,5	30	105 300	109 100	17,7	180	0,81	0,77	4 400	0,07
							105 300	109 100	17,7					
							158 500	213 400	24,3					
92	60	9	M8	M6	12,5	30	127 100	144 000	17,7	200	0,77	0,69	4 400	0,07
							127 100	144 000	17,7					
							170 300	230 400	22,2					

Roller screw drives

Flanged nut, single-piece
Standard design



RGT-VTO, RGT-STO

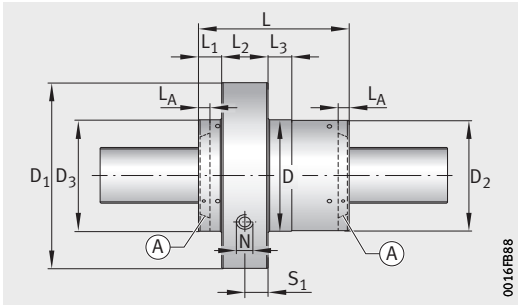
001661EC

Dimension table (continued) - Dimensions in mm

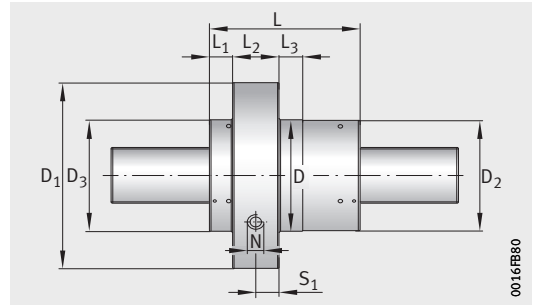
Nominal diameter d_0	Designation	Pitch P	Mobility level	Variant ¹⁾	⊙	Mass m ≈ kg	Dimensions								
							D	D ₁	D ₂	D ₃ ^{+0,5} ₀	L h12	L _A	L ₁	L ₂	L ₃
39	RGT-VTO-039.02 RGT-STO-039.02	2	5	A	-	3,8	80	124	79	80	72	-	13	33	18
				A	●	3,8					90	-			
				B	-	3,8					90	-			
		2	5	C	-	4,0	82	124	81	82	100	-	13	33	18
				C	●	4,0					100	-			
				D	-	4,0					100	-			
	RGT-VTO-039.04 RGT-STO-039.04	4	5	A	-	3,8	80	124	79	80	72	-	13	33	18
				A	●	3,8					90	-			
				B	-	3,8					90	-			
		4	5	C	-	4,0	82	124	81	82	100	-	13	33	18
				C	●	4,0					100	-			
				D	-	4,0					100	-			
RGT-VTO-039.05 RGT-STO-039.05	5	5	A	-	3,8	80	124	79	80	72	-	13	33	18	
			A	●	3,8					90	-				
			B	-	3,8					90	-				
	5	5	C	-	4,0	82	124	81	82	100	-	13	33	18	
			C	●	4,0					100	-				
			D	-	4,0					100	-				
RGT-VTO-039.10 RGT-STO-039.10	10	5	A	-	3,8	80	124	79	80	72	-	13	33	18	
			A	●	3,8					90	-				
			B	-	3,8					90	-				
	10	5	C	-	4,0	82	124	81	82	100	-	13	33	18	
			C	●	4,0					100	-				
			D	-	4,0					100	-				

⊙ Wipers: ● with wiper.

- 1) Depending on the variant, nuts are available without a wiper (suffix 0AB), with a wiper (suffix 1AB) or with two wipers (suffix 2AB). Please specify in the ordering designation.
- 2) Overrunning frictional torque for preloaded nuts RGT-VTO.
- 3) Maximum axial clearance for non-preloaded nuts RGT-STO.



With wiper

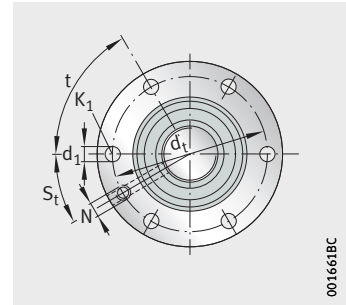


Without wiper

Mounting dimensions				Lubrication			Basic load ratings		Spring characteristic number c_K $N^{2/3}/\mu m$	Frictional torque ²⁾ M_V Ncm	Theoretical efficiency		Limiting speed n_G min^{-1}	Axial clearance ³⁾
d_t	t °	d_1	K_1	N	S_1	S_t °	dyn. C N	stat. C_0 N			η_1	η_2		
102	60	11	M10	M6	16,5	30	84 000	156 900	116,0	80	0,63	0,42	4 200	0,02
							84 000	156 900	116,0					
							123 500	299 900	155,3					
102	60	11	M10	M6	16,5	30	114 900	266 500	147,1	80	0,63	0,42	4 200	0,02
							114 900	266 500	147,1					
							144 600	386 300	175,1					
102	60	11	M10	M6	16,5	30	98 100	157 900	73,1	95	0,76	0,69	4 200	0,02
							98 100	157 900	73,1					
							143 200	297 600	97,3					
102	60	11	M10	M6	16,5	30	133 200	264 300	92,1	95	0,76	0,69	4 200	0,02
							133 200	264 300	92,1					
							168 900	387 200	110,3					
102	60	11	M10	M6	16,5	30	100 900	152 600	62,0	110	0,79	0,74	4 200	0,02
							100 900	152 600	62,0					
							149 500	294 700	83,4					
102	60	11	M10	M6	16,5	30	138 900	261 500	78,9	110	0,79	0,74	4 200	0,02
							138 900	261 500	78,9					
							175 500	380 700	94,2					
102	60	11	M10	M6	16,5	30	117 600	155 000	39,0	170	0,85	0,83	4 200	0,04
							117 600	155 000	39,0					
							174 200	297 200	52,6					
102	60	11	M10	M6	16,5	30	161 800	264 000	49,7	170	0,85	0,83	4 200	0,04
							161 800	264 000	49,7					
							204 500	383 100	59,4					

Roller screw drives

Flanged nut, single-piece
Standard design



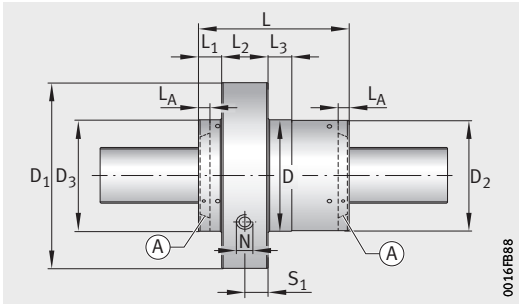
RGT-VTO, RGT-STO

Dimension table (continued) - Dimensions in mm

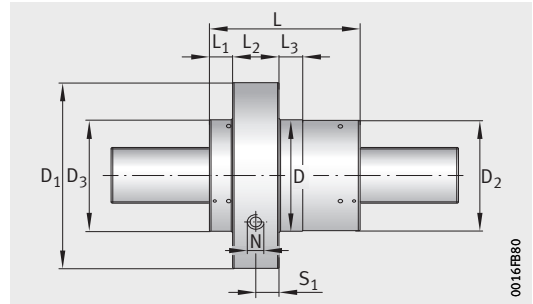
Nominal diameter d_0	Designation	Pitch P	Mobility level	Variant ¹⁾	⊙	Mass m ≈ kg	Dimensions								
							D	D ₁	D ₂	D ₃ ^{+0,5} ₀	L h12	L _A	L ₁	L ₂	L ₃
39	RGT-VTO-039.20 RGT-STO-039.20	20	5	A	-	3,8	80	124	79	80	72	-	13	33	18
				A	●	3,8					90	-			
				B	-	3,8					90	-			
		20	5	C	-	4,0	82	124	81	82	100	-	13	33	18
				C	●	4,0					100	-			
				D	-	4,0					100	-			
	RGT-VTO-039.30 RGT-STO-039.30	30	5	A	-	3,8	80	124	79	80	72	-	13	33	18
				A	●	3,8					90	-			
				B	-	3,8					90	-			
		30	5	C	-	4,0	82	124	81	82	100	-	13	33	18
				C	●	4,0					100	-			
				D	-	4,0					100	-			

⊙ Wipers: ● with wiper.

- 1) Depending on the variant, nuts are available without a wiper (suffix 0AB), with a wiper (suffix 1AB) or with two wipers (suffix 2AB). Please specify in the ordering designation.
- 2) Overrunning frictional torque for preloaded nuts RGT-VTO.
- 3) Maximum axial clearance for non-preloaded nuts RGT-STO.



With wiper

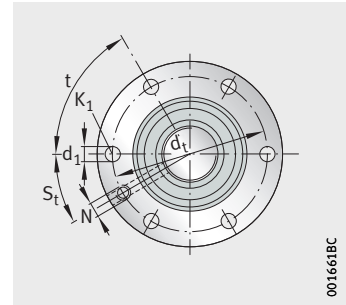


Without wiper

Mounting dimensions				Lubrication			Basic load ratings		Spring characteristic number c_K $N^{2/3}/\mu m$	Fric-tional torque ²⁾ M_V Ncm	Theoretical efficiency		Limiting speed n_G min^{-1}	Axial clearance ³⁾
d_t	t °	d_1	K_1	N	S_1	S_t °	dyn. C N	stat. C_0 N			η_1	η_2		
102	60	11	M10	M6	16,5	30	135 700	159 800	24,6	240	0,85	0,83	4 200	0,07
							135 700	159 800	24,6					
							193 800	285 300	32,2					
102	60	11	M10	M6	16,5	30	179 500	252 500	30,4	240	0,85	0,83	4 200	0,07
							179 500	252 500	30,4					
							235 900	387 800	37,4					
102	60	11	M10	M6	16,5	30	136 800	149 800	18,0	300	0,79	0,74	4 200	0,07
							136 800	149 800	18,0					
							206 800	289 900	24,6					
102	60	11	M10	M6	16,5	30	183 900	241 000	22,5	300	0,79	0,74	4 200	0,07
							183 900	241 000	22,5					
							229 400	340 400	26,6					

Roller screw drives

Flanged nut, single-piece
Standard design



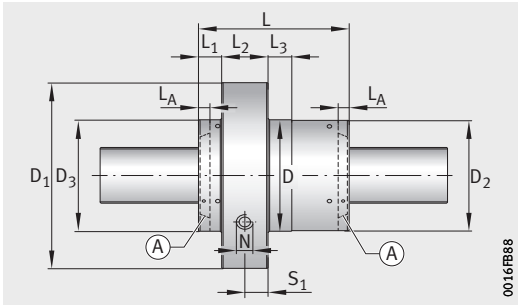
RGT-VTO, RGT-STO

Dimension table (continued) - Dimensions in mm

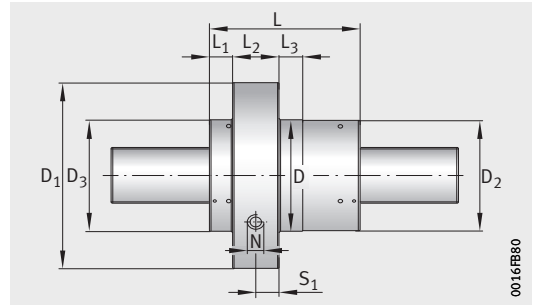
Nominal diameter d_0	Designation	Pitch P	Mobility level	Variant ¹⁾	⊙	Mass m ≈ kg	Dimensions								
							D	D ₁	D ₂	D ₃	L	L _A	L ₁	L ₂	L ₃
44	RGT-VTO-044.12 RGT-STO-044.12	12	6	A	●	3,8	82	124	81	82	90	–	12	33	18
				B	–	3,8					90	–			
	RGT-VTO-044.24 RGT-STO-044.24	24	6	A	●	3,8	82	124	81	82	90	–	12	33	18
				B	–	3,8					90	–			
	RGT-VTO-044.30 RGT-STO-044.30	30	6	A	●	3,8	82	124	81	82	90	–	12	33	18
				B	–	3,8					90	–			
	RGT-VTO-044.36 RGT-STO-044.36	36	6	A	●	3,8	82	124	81	82	90	–	12	33	18
				B	–	3,8					90	–			
	RGT-VTO-044.42 RGT-STO-044.42	42	6	A	●	3,8	82	124	81	82	90	–	12	33	18
				B	–	3,8					90	–			

⊙ Wipers: ● with wiper.

- 1) Depending on the variant, nuts are available without a wiper (suffix 0AB), with a wiper (suffix 1AB) or with two wipers (suffix 2AB). Please specify in the ordering designation.
- 2) Overrunning frictional torque for preloaded nuts RGT-VTO.
- 3) Maximum axial clearance for non-preloaded nuts RGT-STO.



With wiper

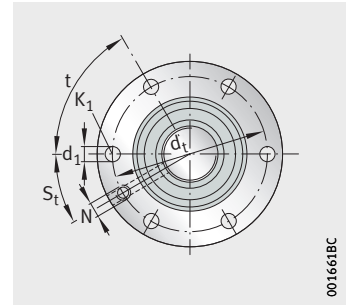


Without wiper

Mounting dimensions				Lubrication			Basic load ratings		Spring characteristic number c_K $N^{2/3}/\mu m$	Frictional torque ²⁾ M_V Ncm	Theoretical efficiency		Limiting speed n_G min^{-1}	Axial clearance ³⁾
d_t	t °	d_1	K_1	N	S_1	S_t °	dyn. C N	stat. C_0 N			η_1	η_2		
102	60	11	M10	M6	16,5	30	132 900	207 000	46,0	180	0,86	0,83	4 100	0,04
							189 900	365 000	60,2					
102	60	11	M10	M6	16,5	30	138 000	179 300	26,8	280	0,85	0,82	4 100	0,07
							211 500	351 500	37,0					
102	60	11	M10	M6	16,5	30	155 300	206 000	24,5	320	0,82	0,78	4 100	0,07
							212 600	335 700	31,1					
102	60	11	M10	M6	16,5	30	163 700	216 600	22,1	360	0,77	0,71	4 100	0,07
							233 900	374 200	29,0					
102	60	11	M10	M6	16,5	30	190 700	269 600	22,1	400	0,71	0,59	4 100	0,07
							245 700	394 800	26,8					

Roller screw drives

Flanged nut, single-piece
Standard design



RGT-VTO, RGT-STO

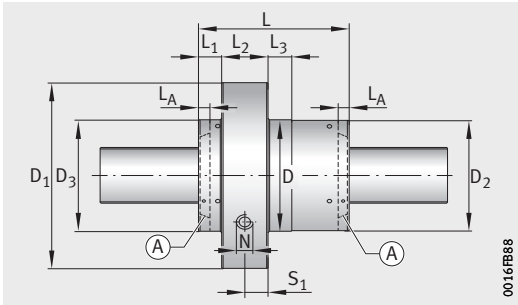
001661EC

Dimension table (continued) - Dimensions in mm

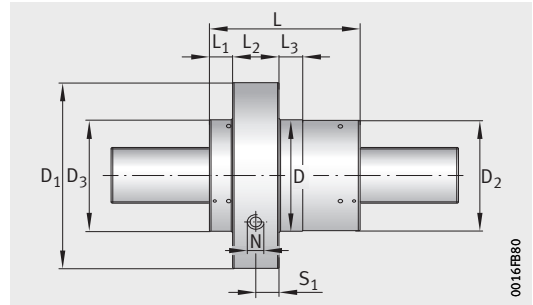
Nominal diameter d_0	Designation	Pitch P	Mobility level	Variant ¹⁾	⊙	Mass m ≈ kg	Dimensions								
							D g6	D ₁	D ₂	D ₃ +0,5 0	L h12	L _A	L ₁	L ₂	L ₃
48	RGT-VTO-048.05 RGT-STO-048.05	5	5	A	–	5,5	96	150	95	96	95	–	15	37	20
				A	●	6,0					113	–			
				B	–	6,0					113	–			
		5	5	C	–	7,6	105	150	104	105	127	–	15	37	20
				C	●	7,6					127	–			
				D	–	7,6					127	–			
	RGT-VTO-048.10 RGT-STO-048.10	10	5	A	–	5,5	96	150	95	96	95	–	15	37	20
				A	●	6,0					113	–			
				B	–	6,0					113	–			
		10	5	C	–	7,6	105	150	104	105	127	–	15	37	20
				C	●	7,6					127	–			
				D	–	7,6					127	–			
RGT-VTO-048.20 RGT-STO-048.20	20	5	A	–	5,5	96	150	95	96	95	–	15	37	20	
			A	●	6,0					113	–				
			B	–	6,0					113	–				
	20	5	C	–	7,6	105	150	104	105	127	–	15	37	20	
			C	●	7,6					127	–				
			D	–	7,6					127	–				

⊙ Wipers: ● with wiper.

- Depending on the variant, nuts are available without a wiper (suffix 0AB), with a wiper (suffix 1AB) or with two wipers (suffix 2AB). Please specify in the ordering designation.
- Overrunning frictional torque for preloaded nuts RGT-VTO.
- Maximum axial clearance for non-preloaded nuts RGT-STO.



With wiper

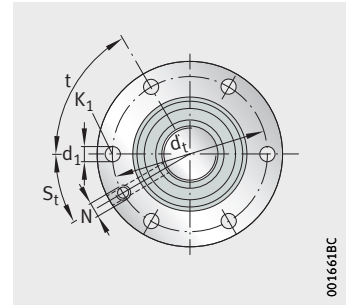


Without wiper

Mounting dimensions				Lubrication			Basic load ratings		Spring characteristic number c_K $N^{2/3}/\mu m$	Fric-tional torque ²⁾ M_V Ncm	Theoretical efficiency		Limiting speed n_G min^{-1}	Axial clearance ³⁾
d_t	t °	d_1	K_1	N	S_1	S_t °	dyn. C N	stat. C_0 N			η_1	η_2		
127	60	13	M12	M8×1	18,5	30	165 300	349 300	89,8	180	0,76	0,69	3 800	0,02
							165 300	349 300	89,8					
							213 400	534 600	109,5					
127	60	13	M12	M8×1	18,5	30	202 900	492 200	105,3	180	0,76	0,69	3 800	0,02
							202 900	492 200	105,3					
							249 600	687 200	123,7					
127	60	13	M12	M8×1	18,5	30	188 900	332 800	55,1	200	0,84	0,81	3 800	0,02
							188 900	332 800	55,1					
							246 100	516 400	67,7					
127	60	13	M12	M8×1	18,5	30	233 600	474 300	65,0	200	0,84	0,81	3 800	0,02
							233 600	474 300	65,0					
							289 100	668 000	76,7					
127	60	13	M12	M8×1	18,5	30	214 300	319 500	33,8	280	0,86	0,84	3 800	0,07
							214 300	319 500	33,8					
							289 200	522 300	42,6					
127	60	13	M12	M8×1	18,5	30	274 500	480 300	40,9	280	0,86	0,84	3 800	0,07
							274 500	480 300	40,9					
							332 500	651 700	47,5					

Roller screw drives

Flanged nut, single-piece
Standard design



RGT-VTO, RGT-STO

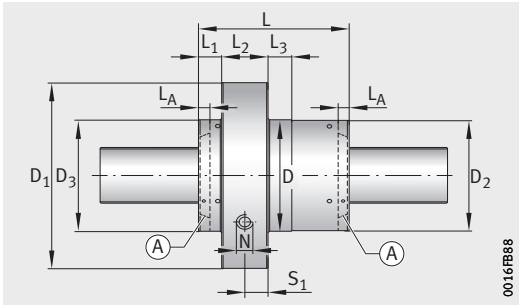
001661EC

Dimension table (continued) - Dimensions in mm

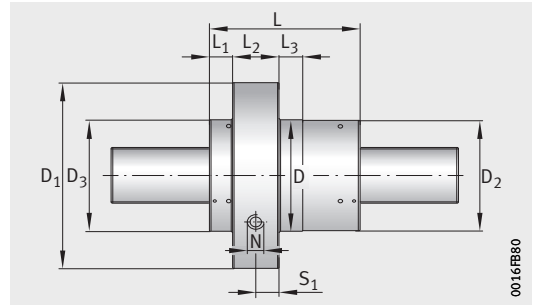
Nominal diameter d_0	Designation	Pitch P	Mobility level	Variant ¹⁾	ⓐ	Mass m ≈ kg	Dimensions								
							D	D ₁	D ₂	D ₃	L	L _A	L ₁	L ₂	L ₃
48	RGT-VTO-048.30 ⁴⁾ RGT-STO-048.30 ⁴⁾	30	5	A	-	5,5	96	150	95	96	95	-	15	37	20
				A	●	6,0					113	-			
				B	-	6,0					113	-			
		30	5	C	-	7,6	105	150	104	105	127	-	15	37	20
				C	●	7,6					127	-			
				D	-	7,6					127	-			
	RGT-VTO-048.40 RGT-STO-048.40	40	5	A	-	5,5	96	150	95	96	95	-	15	37	20
				A	●	6,0					113	-			
				B	-	6,0					113	-			
		40	5	C	-	7,6	105	150	104	105	127	-	15	37	20
				C	●	7,6					127	-			
				D	-	7,6					127	-			

ⓐ Wipers: ● with wiper.

- 1) Depending on the variant, nuts are available without a wiper (suffix 0AB), with a wiper (suffix 1AB) or with two wipers (suffix 2AB). Please specify in the ordering designation.
- 2) Overrunning frictional torque for preloaded nuts RGT-VTO.
- 3) Maximum axial clearance for non-preloaded nuts RGT-STO.
- 4) This size is available in mobility levels 5 and 6. Please add the mobility level to the ordering designation (suffix GG5 or GG6). Observe the dimension table, see page 200.



With wiper

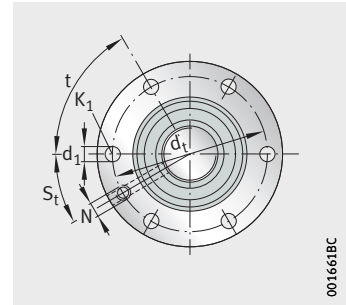


Without wiper

Mounting dimensions				Lubrication			Basic load ratings		Spring characteristic number c_K $N^{2/3}/\mu m$	Frictional torque ²⁾ M_V Ncm	Theoretical efficiency		Limiting speed n_G min^{-1}	Axial clearance ³⁾
d_t	t °	d_1	K_1	N	S_1	S_t °	dyn. C N	stat. C_0 N			η_1	η_2		
127	60	13	M12	M8×1	18,5	30	222 700	325 300	25,8	340	0,83	0,80	3 800	0,07
							222 700	325 300	25,8					
							292 900	506 900	31,9					
127	60	13	M12	M8×1	18,5	30	269 800	444 700	29,9	340	0,83	0,80	3 800	0,07
							269 800	444 700	29,9					
							338 100	635 400	35,7					
127	60	13	M12	M8×1	18,5	30	221 300	330 900	21,3	420	0,77	0,69	3 800	0,07
							221 300	330 900	21,3					
							283 400	491 600	25,8					
127	60	13	M12	M8×1	18,5	30	283 400	491 600	25,8	420	0,77	0,69	3 800	0,07
							283 400	491 600	25,8					
							343 300	662 700	29,9					

Roller screw drives

Flanged nut, single-piece
Standard design



RGT-VTO, RGT-STO

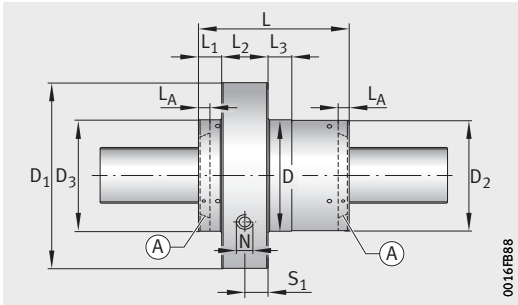
001661BC

Dimension table (continued) - Dimensions in mm

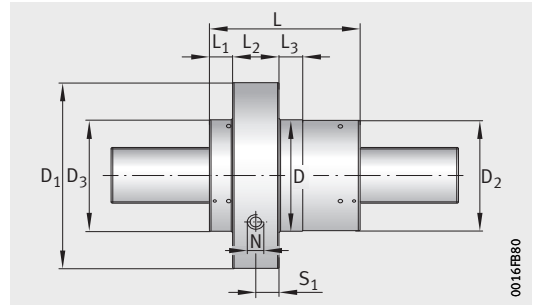
Nominal diameter d_0	Designation	Pitch P	Mobility level	Variant ¹⁾	⊙	Mass m ≈ kg	Dimensions								
							D	D ₁	D ₂	D ₃	L	L _A	L ₁	L ₂	L ₃
48	RGT-VTO-048.06 RGT-STO-048.06	6	6	A	–	4,5	86	122	85	86	94	–	15	35	20
				A	●	5,0					104				
	RGT-VTO-048.12 RGT-STO-048.12	12	6	A	–	4,5	86	122	85	86	94	–	15	35	20
				A	●	5,0					104				
	RGT-VTO-048.18 RGT-STO-048.18	18	6	A	–	4,5	86	122	85	86	94	–	15	35	20
				A	●	5,0					104				
	RGT-VTO-048.30⁴⁾ RGT-STO-048.30⁴⁾	30	6	A	–	4,5	86	122	85	86	94	–	15	35	20
				A	●	5,0					104				

⊙ Wipers: ● with wiper.

- 1) Depending on the variant, nuts are available without a wiper (suffix 0AB), with a wiper (suffix 1AB) or with two wipers (suffix 2AB). Please specify in the ordering designation.
- 2) Overrunning frictional torque for preloaded nuts RGT-VTO.
- 3) Maximum axial clearance for non-preloaded nuts RGT-STO.
- 4) This size is available in mobility levels 5 and 6. Please add the mobility level to the ordering designation (suffix GG5 or GG6). Observe the dimension table, see page 198.



With wiper

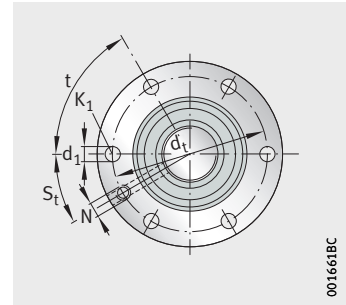


Without wiper

Mounting dimensions				Lubrication			Basic load ratings		Spring characteristic number c_K $N^{2/3}/\mu m$	Frictional torque ²⁾ M_V Ncm	Theoretical efficiency		Limiting speed n_G min^{-1}	Axial clearance ³⁾
d_t	t °	d_1	K_1	N	S_1	S_t °	dyn. C N	stat. C_0 N			η_1	η_2		
104	45	11	M10	M8×1	17,5	22,5	147 200	333 900	91,1	200	0,79	0,73	3 800	0,04
							147 200	333 900	91,1					
104	45	11	M10	M8×1	17,5	22,5	170 800	327 000	56,6	250	0,85	0,83	3 800	0,07
							170 800	327 000	56,6					
104	45	11	M10	M8×1	17,5	22,5	187 600	329 700	43,2	280	0,86	0,84	3 800	0,07
							187 600	329 700	43,2					
104	45	11	M10	M8×1	17,5	22,5	197 900	306 600	29,4	380	0,83	0,80	3 800	0,07
							197 900	306 600	29,4					

Roller screw drives

Flanged nut, single-piece
Standard design



RGT-VTO, RGT-STO

001661EC

Dimension table (continued) - Dimensions in mm

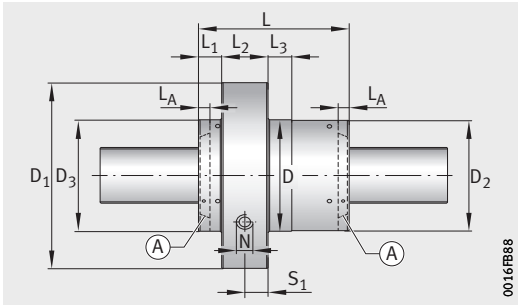
Nominal diameter d_0	Designation	Pitch P	Mobility level	Variant ¹⁾	⊗	Mass m ≈ kg	Dimensions								
							D g6	D ₁	D ₂	D ₃ ^{+0,5} ₀	L h12	L _A	L ₁	L ₂	L ₃
56	RGT-VTO-056.12	12	6	A	●	6,8	105	150	104	105	112	-	15	37	20
	RGT-STO-056.12			B	-	6,8					112	-			
	RGT-VTO-056.24	24	6	A	●	6,8	105	150	104	105	112	-	15	37	20
	RGT-STO-056.24			B	-	6,8					112	-			
	RGT-VTO-056.30	30	6	A	●	6,8	105	150	104	105	112	-	15	37	20
	RGT-STO-056.30			B	-	6,8					112	-			
	RGT-VTO-056.36	36	6	A	●	6,8	105	150	104	105	112	-	15	37	20
	RGT-STO-056.36			B	-	6,8					112	-			

⊗ Wipers: ● with wiper.

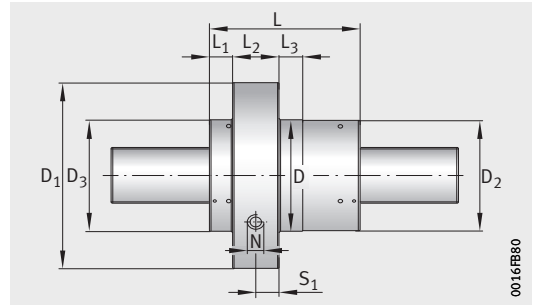
1) Depending on the variant, nuts are available without a wiper (suffix 0AB), with a wiper (suffix 1AB) or with two wipers (suffix 2AB). Please specify in the ordering designation.

2) Overrunning frictional torque for preloaded nuts RGT-VTO.

3) Maximum axial clearance for non-preloaded nuts RGT-STO.



With wiper

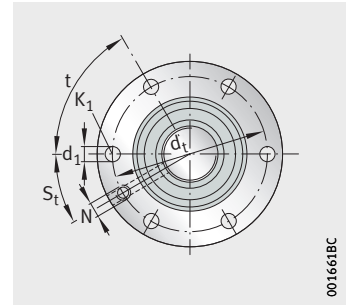


Without wiper

Mounting dimensions				Lubrication			Basic load ratings		Spring characteristic number c_K $N^{2/3}/\mu m$	Frictional torque ²⁾ M_V Ncm	Theoretical efficiency		Limiting speed n_G min^{-1}	Axial clearance ³⁾
d_t	t_o	d_1	K_1	N	S_1	S_t	dyn. C N	stat. C_0 N			η_1	η_2		
127	60	13	M12	M8×1	18,5	30	195 300	335 400	56,7	320	0,84	0,81	3 500	0,04
							261 200	534 700	70,6					
127	60	13	M12	M8×1	18,5	30	217 600	320 800	34,7	400	0,86	0,84	3 500	0,07
							302 500	540 900	44,5					
127	60	13	M12	M8×1	18,5	30	231 700	334 400	30,3	480	0,85	0,82	3 500	0,07
							320 300	555 400	38,7					
127	60	13	M12	M8×1	18,5	30	220 900	306 300	25,6	560	0,83	0,79	3 500	0,07
							302 400	501 300	32,5					

Roller screw drives

Flanged nut, single-piece
Standard design



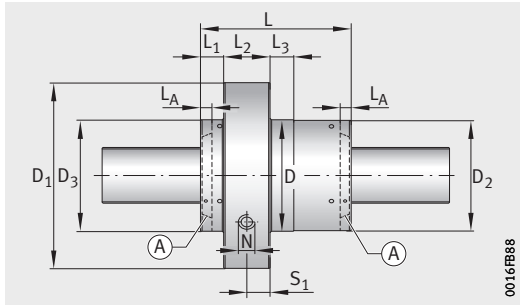
RGT-VTO, RGT-STO

Dimension table (continued) - Dimensions in mm

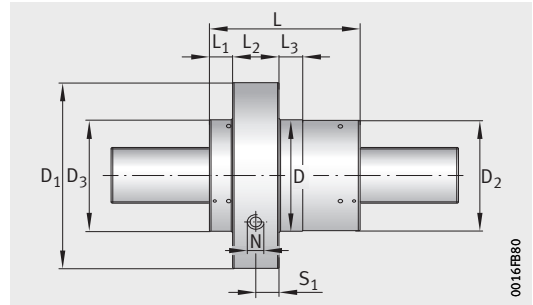
Nominal diameter d_0	Designation	Pitch P	Mobility level	Variant ¹⁾	⊗	Mass m ≈ kg	Dimensions								
							D	D ₁	D ₂	D ₃ ^{+0,5} g6	L h12	L _A	L ₁	L ₂	L ₃
63	RGT-VTO-063.05 RGT-STO-063.05	5	5	A	–	10,7	118	180	117	118	115	–	17	45	25
				A	●	11,6	118		117	118	133	–			
		5	5	C	–	13,0	122	180	121	122	152	–	17	45	25
				C	●	13,0	122		121	122	152	–			
				D	–	13,4	122		121	122	152	–			
				D	●	13,4	122		121	122	152	–			
	RGT-VTO-063.10 ³⁾ RGT-STO-063.10 ³⁾	10	5	A	–	10,7	118	180	117	118	115	–	17	45	25
				A	●	11,6	118		117	118	133	–			
		10	5	C	–	13,0	122	180	121	122	152	–	17	45	25
				C	●	13,0	122		121	122	152	–			
				D	–	13,4	122		121	122	152	–			
				D	●	13,4	122		121	122	152	–			
	RGT-VTO-063.15 RGT-STO-063.15	15	5	A	–	10,7	118	180	117	118	115	–	17	45	25
				A	●	11,6	118		117	118	133	–			
		15	5	C	–	13,0	122	180	121	122	152	–	17	45	25
				C	●	13,0	122		121	122	152	–			
				D	–	13,4	122		121	122	152	–			
				D	●	13,4	122		121	122	152	–			
RGT-VTO-063.20 RGT-STO-063.20	20	5	A	–	10,7	118	180	117	118	115	–	17	45	25	
			A	●	11,6	118		117	122	133	–				
	20	5	C	–	13,0	122	180	121	122	152	–	17	45	25	
			C	●	13,0	122		121	122	152	–				
			D	–	13,4	122		121	122	152	–				
			D	●	13,4	122		121	122	152	–				
RGT-VTO-063.30 RGT-STO-063.30	30	5	A	–	10,7	118	180	117	118	115	–	17	45	25	
			A	●	11,6	118		117	118	133	–				
	30	5	C	–	13,0	122	180	121	122	152	–	17	45	25	
			C	●	13,0	122		121	122	152	–				
			D	–	13,4	122		121	122	152	–				
			D	●	13,4	122		121	122	152	–				

⊗ Wipers: ● with wiper.

- 1) Depending on the variant, nuts are available without a wiper (suffix 0AB), with a wiper (suffix 1AB) or with two wipers (suffix 2AB). Please specify in the ordering designation.
- 2) Maximum axial clearance for non-preloaded nuts RGT-STO.
- 3) This size is available in mobility levels 5 and 6. Please add the mobility level to the ordering designation (suffix GG5 or GG6). Observe the dimension table, see page 208.



With wiper

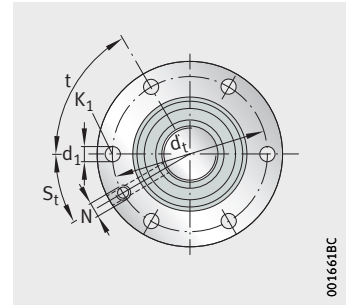


Without wiper

Mounting dimensions				Lubrication			Basic load ratings		Spring characteristic number C_K $N^{2/3}/\mu m$	Frictional torque M_V Ncm	Theoretical efficiency		Limiting speed n_G min^{-1}	Axial clearance ²⁾
d_t	t °	d_1	K_1	N	S_1	S_t °	dyn. C N	stat. C_0 N			η_1	η_2		
150	60	17,5	M16	M8×1	22,5	30	248 700	508 400	105,1	-	0,72	0,61	3 000	0,02
							248 700	508 400	105,1					
150	60	17,5	M16	M8×1	22,5	30	315 800	756 100	126,0	-	0,72	0,61	3 000	0,02
							315 800	756 100	126,0					
							380 800	1 020 500	145,2					
150	60	17,5	M16	M8×1	22,5	30	286 100	500 000	65,5	-	0,82	0,78	3 000	0,04
							286 100	500 000	65,5					
150	60	17,5	M16	M8×1	22,5	30	368 500	760 100	79,4	-	0,82	0,78	3 000	0,04
							368 500	760 100	79,4					
							440 600	1 010 200	90,9					
150	60	17,5	M16	M8×1	22,5	30	312 800	504 100	50,0	-	0,85	0,82	3 000	0,07
							312 800	504 100	50,0					
150	60	17,5	M16	M8×1	22,5	30	394 000	737 200	59,6	-	0,85	0,82	3 000	0,07
							394 000	737 200	59,6					
							486 000	1 028 300	69,8					
150	60	17,5	M16	M8×1	22,5	30	326 200	508 000	41,3	-	0,86	0,84	3 000	0,07
							326 200	508 000	41,3					
150	60	17,5	M16	M8×1	22,5	30	401 600	714 400	48,3	-	0,86	0,84	3 000	0,07
							401 600	714 400	48,3					
							493 200	989 600	56,5					
150	60	17,5	M16	M8×1	22,5	30	326 700	515 800	31,5	-	0,86	0,83	3 000	0,07
							326 700	515 800	31,5					
150	60	17,5	M16	M8×1	22,5	30	411 600	748 900	37,5	-	0,86	0,83	3 000	0,07
							411 600	748 900	37,5					
							494 100	997 100	43,1					

Roller screw drives

Flanged nut, single-piece
Standard design



RGT-VTO, RGT-STO

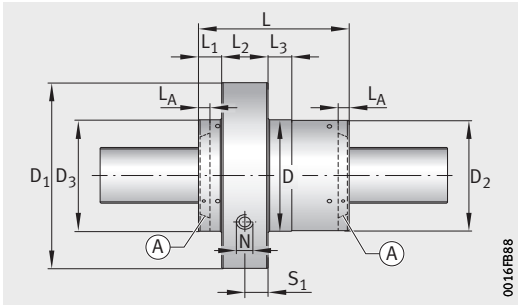
Dimension table (continued) - Dimensions in mm

Nominal diameter d_0	Designation	Pitch P	Mobility level	Variant ¹⁾	⊙	Mass m ≈ kg	Dimensions									
							D	D ₁	D ₂	D ₃ ^{+0,5} ₀	L h12	L _A	L ₁	L ₂	L ₃	
63	RGT-VTO-063.40 RGT-STO-063.40	40	5	A	–	10,7	118	180	117	118	115	–	17	45	25	
				A	●	11,6	118		117	118	133	–				
		40	5	C	–	13,0	122	180	121	122	152	–	17	45	25	
				C	●	13,0	122		121	122	152	–				
	45	5	A	–	10,7	118	180	117	118	115	–	17	45	25		
			A	●	11,6	118		117	118	133	–					
	45	5	C	–	13,0	122	180	121	122	152	–	17	45	25		
			C	●	13,0	122		121	122	152	–					
					D	–	13,4	122		121	122	152	–			

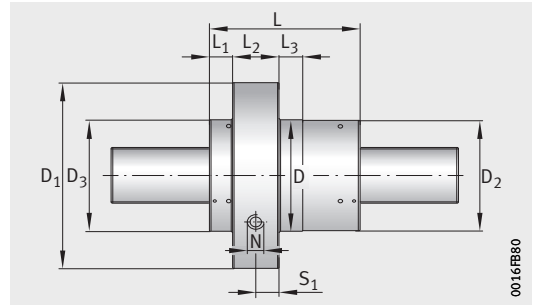
⊙ Wipers: ● with wiper.

¹⁾ Depending on the variant, nuts are available without a wiper (suffix 0AB), with a wiper (suffix 1AB) or with two wipers (suffix 2AB). Please specify in the ordering designation.

²⁾ Maximum axial clearance for non-preloaded nuts RGT-STO.



With wiper

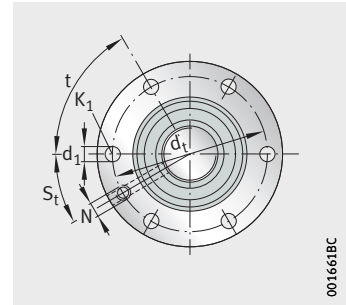


Without wiper

Mounting dimensions				Lubrication			Basic load ratings		Spring characteristic number c_K $N^{2/3}/\mu m$	Frictional torque M_V Ncm	Theoretical efficiency		Limiting speed n_G min^{-1}	Axial clearance ²⁾
d_t	t °	d_1	K_1	N	S_1	S_t °	dyn. C N	stat. C_0 N			η_1	η_2		
150	60	17,5	M16	M8×1	22,5	30	306 200	474 200	24,8	-	0,83	0,80	3 000	0,07
							306 200	474 200	24,8					
150	60	17,5	M16	M8×1	22,5	30	381 900	676 800	29,4	-	0,83	0,80	3 000	0,07
							381 900	676 800	29,4					
							492 000	1 004 500	35,6					
150	60	17,5	M16	M8×1	22,5	30	295 400	453 700	22,4	-	0,81	0,76	3 000	0,07
							295 400	453 700	22,4					
150	60	17,5	M16	M8×1	22,5	30	380 400	680 500	27,1	-	0,81	0,76	3 000	0,07
							380 400	680 500	27,1					
							463 000	624 100	31,5					

Roller screw drives

Flanged nut, single-piece
Standard design



RGT-VTO, RGT-STO

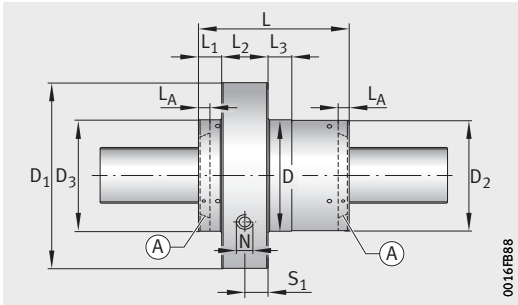
001661BC

Dimension table (continued) - Dimensions in mm

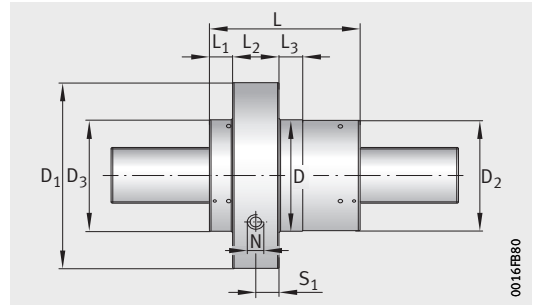
Nominal diameter d_0	Designation	Pitch P	Mobility level	Variant ¹⁾	ⓐ	Mass m ≈ kg	Dimensions								
							D	D ₁	D ₂	D ₃ ₀ ^{+0,5}	L h12	L _A	L ₁	L ₂	L ₃
63	RGT-VTO-063.10 ³⁾ RGT-STO-063.10 ³⁾	10	6	A	–	10,2	115	180	113	115	111	–	15	40	25
				A	●	11,6	120		118	120	129	–			
				B	–	11,6	120		118	120	129	–			
	RGT-VTO-063.12 RGT-STO-063.12	12	6	A	–	10,2	115	180	113	115	111	–	15	40	25
				A	●	11,6	120		118	120	129	–			
				B	–	11,6	120		118	120	129	–			
	RGT-VTO-063.18 RGT-STO-063.18	18	6	A	–	10,2	115	180	113	115	111	–	15	40	25
				A	●	11,6	120		118	120	129	–			
				B	–	11,6	120		118	120	129	–			
	RGT-VTO-063.24 RGT-STO-063.24	24	6	A	–	10,2	115	180	113	115	111	–	15	40	25
				A	●	11,6	120		118	120	129	–			
				B	–	11,6	120		118	120	129	–			

ⓐ Wipers: ● with wiper.

- 1) Depending on the variant, nuts are available without a wiper (suffix 0AB), with a wiper (suffix 1AB) or with two wipers (suffix 2AB). Please specify in the ordering designation.
- 2) Maximum axial clearance for non-preloaded nuts RGT-STO.
- 3) This size is available in mobility levels 5 and 6. Please add the mobility level to the ordering designation (suffix GG5 or GG6). Observe the dimension table, see page 204.



With wiper

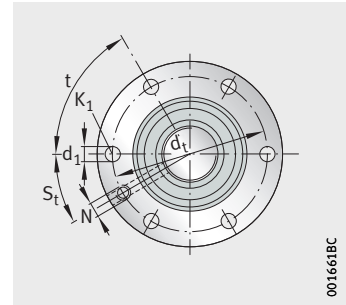


Without wiper

Mounting dimensions				Lubrication			Basic load ratings		Spring characteristic number c_K $N^{2/3}/\mu m$	Frictional torque M_V Ncm	Theoretical efficiency		Limiting speed n_G min^{-1}	Axial clearance ²⁾
d_t	t °	d_1	K_1	N	S_1	S_t °	dyn. C N	stat. C_0 N			η_1	η_2		
150	60	17,5	M16	M8×1	20	30	263 700	543 200	79,9	-	0,82	0,78	3 000	0,04
							263 700	543 200	79,9					
							319 400	735 500	92,4					
150	60	17,5	M16	M8×1	20	30	275 900	548 600	71,0	-	0,83	0,80	3 000	0,07
							275 900	548 600	71,0					
							330 000	728 000	81,3					
150	60	17,5	M16	M8×1	20	30	292 700	527 300	53,0	-	0,86	0,83	3 000	0,07
							292 700	527 300	53,0					
							356 300	718 400	61,5					
150	60	17,5	M16	M8×1	20	30	311 000	530 900	43,8	-	0,86	0,84	3 000	0,07
							311 000	530 900	43,8					
							365 100	682 900	49,4					

Roller screw drives

Flanged nut, single-piece
Standard design



RGT-VTO, RGT-STO

001661BC

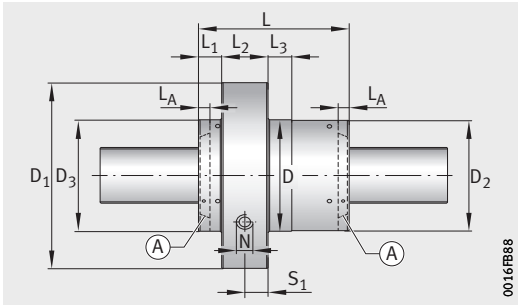
Dimension table (continued) - Dimensions in mm

Nominal diameter d_0	Designation	Pitch P	Mobility level	Variant ¹⁾	⊙	Mass m ≈ kg	Dimensions									
							D g6	D_1	D_2	D_3 ^{+0,5} ₀	L h12	L_A	L_1	L_2	L_3	
78	RGT-VTO-078.05 RGT-STO-078.05	5	6	A	●	22	150	210	148	150	178	-	21	45	35	
				B	●	23					191	4				
	RGT-VTO-078.10 RGT-STO-078.10	10	6	A	●	22	150	210	148	150	178	-	21	45	35	
				B	●	23					191	4				
	RGT-VTO-078.15 RGT-STO-078.15	15	6	A	●	22	150	210	148	150	178	-	21	45	35	
				B	●	23					191	4				
	RGT-VTO-078.20 RGT-STO-078.20	20	6	A	●	22	150	210	148	150	178	-	21	45	35	
				B	●	23					191	4				
	RGT-VTO-078.30 RGT-STO-078.30	30	6	A	●	22	150	210	148	150	178	-	21	45	35	
				B	●	23					191	4				
	RGT-VTO-078.36 RGT-STO-078.36	36	6	A	●	22	150	210	148	150	178	-	21	45	35	
				B	●	23					191	4				
	RGT-VTO-078.42 RGT-STO-078.42	42	6	A	●	22	150	210	148	150	178	-	21	45	35	
				B	●	23					191	4				
					C	-	26	150	210	148	150	215	-	21	45	35

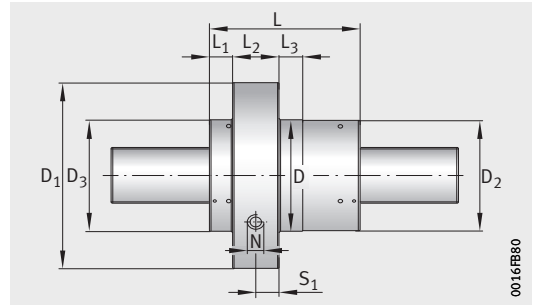
⊙ Wipers: ● with wiper.

1) Depending on the variant, nuts are available without a wiper (suffix 0AB), with a wiper (suffix 1AB) or with two wipers (suffix 2AB). Please specify in the ordering designation.

2) Maximum axial clearance for non-preloaded nuts RGT-STO.



With wiper

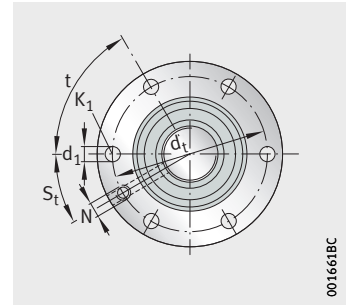


Without wiper

Mounting dimensions				Lubrication			Basic load ratings		Spring characteristic number c_K $N^{2/3}/\mu m$	Fric-tional torque M_V Ncm	Theoretical efficiency		Limiting speed n_G min^{-1}	Axial clearance ²⁾
d_t	t °	d_1	K_1	N	S_1	S_t °	dyn. C N	stat. C_0 N			η_1	η_2		
180	45	17,5	M16	M8×1	22,5	22,5	358 800	1 371 100	194,9	-	0,68	0,53	2 000	0,02
							417 300	1 739 400	219,8					
180	45	17,5	M16	M8×1	22,5	22,5	495 800	2 263 700	252,0	-	0,68	0,53	2 000	0,02
180	45	17,5	M16	M8×1	22,5	22,5	430 800	1 374 600	122,8	-	0,79	0,74	2 000	0,04
							501 000	1 742 700	138,4					
180	45	17,5	M16	M8×1	22,5	22,5	595 300	2 266 800	158,7	-	0,79	0,74	2 000	0,04
180	45	17,5	M16	M8×1	22,5	22,5	479 000	1 378 100	93,7	-	0,83	0,80	2 000	0,07
							551 200	1 717 400	104,8					
180	45	17,5	M16	M8×1	22,5	22,5	656 200	2 240 400	120,3	-	0,83	0,80	2 000	0,07
180	45	17,5	M16	M8×1	22,5	22,5	502 800	1 326 000	75,8	-	0,85	0,83	2 000	0,07
							593 700	1 720 700	86,5					
180	45	17,5	M16	M8×1	22,5	22,5	706 800	2 243 400	99,3	-	0,85	0,83	2 000	0,07
180	45	17,5	M16	M8×1	22,5	22,5	522 800	1 305 300	57,2	-	0,86	0,84	2 000	0,07
							625 500	1 727 200	66,0					
180	45	17,5	M16	M8×1	22,5	22,5	744 700	2 249 400	75,8	-	0,86	0,84	2 000	0,07
180	45	17,5	M16	M8×1	22,5	22,5	539 400	1 359 200	51,6	-	0,86	0,84	2 000	0,07
							613 900	1 662 600	57,2					
180	45	17,5	M16	M8×1	22,5	22,5	734 600	2 182 600	66,0	-	0,86	0,84	2 000	0,07
180	45	17,5	M16	M8×1	22,5	22,5	529 400	1 313 500	45,7	-	0,85	0,82	2 000	0,07
							617 000	1 666 400	51,6					
180	45	17,5	M16	M8×1	22,5	22,5	730 300	2 151 000	59,0	-	0,85	0,82	2 000	0,07

Roller screw drives

Flanged nut, single-piece
Standard design



RGT-VTO, RGT-STO

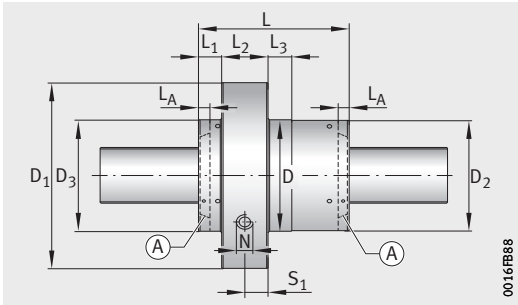
Dimension table (continued) - Dimensions in mm

Nominal diameter d_0	Designation	Pitch P	Mobility level	Variant ¹⁾	⊙	Mass m ≈ kg	Dimensions								
							D	D ₁	D ₂	D ₃ _{+0,5 0}	L h12	L _A	L ₁	L ₂	L ₃
90	RGT-VTO-090.10 RGT-STO-090.10	10	6	A	●	38	175	250	173	175	245	7	30	50	60
				B	●	41					275	7			
		10	6	C	-	42	175	250	173	175	275	-	30	50	60
	RGT-VTO-090.15 RGT-STO-090.15	15	6	A	●	38	175	250	173	175	245	7	30	50	60
				B	●	41					275	7			
		15	6	C	-	42	175	250	173	175	275	-	30	50	60
	RGT-VTO-090.20 RGT-STO-090.20	20	6	A	●	38	175	250	173	175	245	7	30	50	60
				B	●	41					275	7			
		20	6	C	-	42	175	250	173	175	275	-	30	50	60
	RGT-VTO-090.25 RGT-STO-090.25	25	6	A	●	38	175	250	173	175	245	7	30	50	60
				B	●	41					275	7			
		25	6	C	-	42	175	250	173	175	275	-	30	50	60

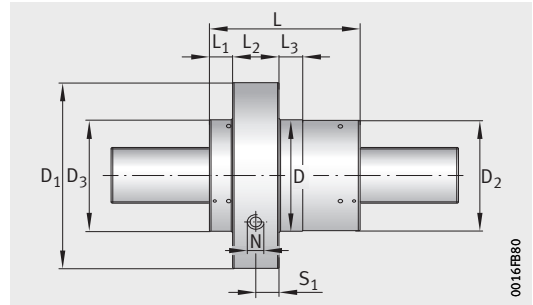
⊙ Wipers: ● with wiper.

1) Depending on the variant, nuts are available without a wiper (suffix 0AB), with a wiper (suffix 1AB) or with two wipers (suffix 2AB). Please specify in the ordering designation.

2) Maximum axial clearance for non-preloaded nuts RGT-STO.



With wiper

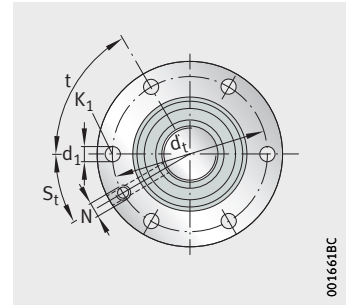


Without wiper

Mounting dimensions				Lubrication			Basic load ratings		Spring characteristic number c_K $N^{2/3}/\mu m$	Frictional torque M_V Ncm	Theoretical efficiency		Limiting speed n_G min^{-1}	Axial clearance ²⁾
d_t	t °	d_1	K_1	N	S_1	S_t °	dyn. C N	stat. C_0 N			η_1	η_2		
210	45	17,5	M16	M8×1	25	22,5	708 700	2 816 000	173,5	-	0,77	0,71	1 700	0,04
							808 400	3 429 800	192,7					
210	45	17,5	M16	M8×1	25	22,5	852 000	3 705 600	200,9	-	0,77	0,71	1 700	0,04
210	45	17,5	M16	M8×1	25	22,5	782 000	2 785 800	131,6	-	0,82	0,78	1 700	0,07
							893 100	3 398 800	146,2					
210	45	17,5	M16	M8×1	25	22,5	947 700	3 708 900	153,3	-	0,82	0,78	1 700	0,07
210	45	17,5	M16	M8×1	25	22,5	849 400	2 823 200	109,3	-	0,85	0,82	1 700	0,07
							969 000	3 436 500	121,4					
210	45	17,5	M16	M8×1	25	22,5	1 021 300	3 712 100	126,5	-	0,85	0,82	1 700	0,07
210	45	17,5	M16	M8×1	25	22,5	855 800	2 793 000	93,6	-	0,86	0,83	1 700	0,07
							974 100	3 388 300	103,8					
210	45	17,5	M16	M8×1	25	22,5	1 023 900	3 646 300	107,9	-	0,86	0,83	1 700	0,07

Roller screw drives

Flanged nut, single-piece
Standard design



RGT-VTO, RGT-STO

001661EC

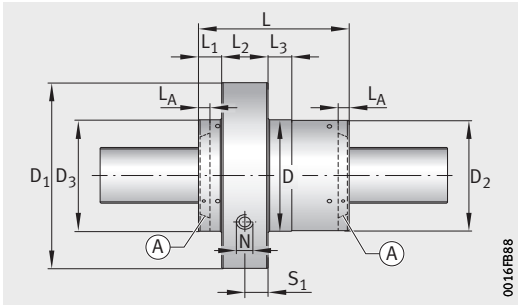
Dimension table (continued) - Dimensions in mm

Nominal diameter d_0	Designation	Pitch P	Mobility level	Variant ¹⁾	⊙	Mass m ≈ kg	Dimensions								
							D	D ₁	D ₂	D ₃ ^{+0,5} ₀	L h12	L _A	L ₁	L ₂	L ₃
100	RGT-VTO-100.10 RGT-STO-100.10	10	5	A	●	49	200	275	198	200	260	10	26	55	40
				B	–	51					260	–			
	RGT-VTO-100.20 RGT-STO-100.20	20	5	A	●	49	200	275	198	200	260	10	26	55	40
				B	–	51					260	–			
	RGT-VTO-100.25 RGT-STO-100.25	25	5	A	●	49	200	275	198	200	260	10	26	55	40
				B	–	51					260	–			
	RGT-VTO-100.50 RGT-STO-100.50	50	5	A	●	49	200	275	198	200	260	10	26	55	40
				B	–	51					260	–			
	RGT-VTO-100.12 RGT-STO-100.12	12	6	A	●	29	180	255	178	180	195	10	25	50	50
				B	–	31					195	–			
	RGT-VTO-100.18 RGT-STO-100.18	18	6	A	●	29	180	255	178	180	195	10	25	50	50
				B	–	31					195	–			
	RGT-VTO-100.24 RGT-STO-100.24	24	6	A	●	29	180	255	178	180	195	10	25	50	50
				B	–	31					195	–			

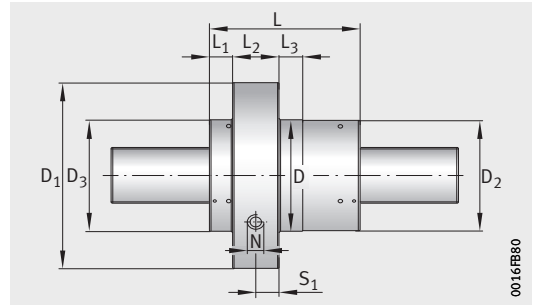
⊙ Wipers: ● with wiper.

¹⁾ Depending on the variant, nuts are available without a wiper (suffix 0AB), with a wiper (suffix 1AB) or with two wipers (suffix 2AB). Please specify in the ordering designation.

²⁾ Maximum axial clearance for non-preloaded nuts RGT-STO.



With wiper

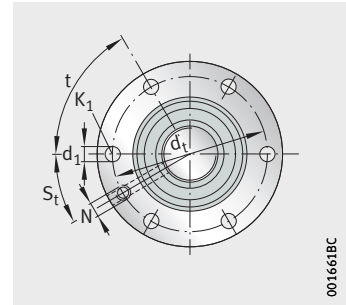


Without wiper

Mounting dimensions				Lubrication			Basic load ratings		Spring characteristic number c_K $N^{2/3}/\mu m$	Fric-tional torque M_V Ncm	Theoretical efficiency		Limiting speed n_G min^{-1}	Axial clearance ²⁾
d_t	t °	d_1	K_1	N	S_1	S_t °	dyn. C N	stat. C_0 N			η_1	η_2		
245	30	17,5	M16	M8×1	27,5	15	1 124 300	3 436 100	142,8	-	0,76	0,68	1 600	0,04
							1 245 600	4 042 800	154,6					
245	30	17,5	M16	M8×1	27,5	15	1 119 600	3 273 600	87,7	-	0,84	0,81	1 600	0,07
							1 245 200	3 875 300	95,2					
245	30	17,5	M16	M8×1	27,5	15	1 116 400	3 222 400	74,9	-	0,85	0,83	1 600	0,07
							1 243 200	3 822 300	81,4					
245	30	17,5	M16	M8×1	27,5	15	1 137 200	3 262 100	47,2	-	0,85	0,83	1 600	0,07
							1 266 500	3 861 100	51,3					
220	30	17,5	M16	M8×1	25,0	15	635 600	1 665 800	105,4	-	0,78	0,72	1 600	0,04
							772 200	2 308 700	123,1					
220	30	17,5	M16	M8×1	25,0	15	656 900	1 621 800	79,3	-	0,83	0,79	1 600	0,07
							818 900	2 343 800	94,5					
220	30	17,5	M16	M8×1	25,0	15	655 700	1 578 100	64,5	-	0,85	0,82	1 600	0,07
							826 900	2 323 700	77,5					

Roller screw drives

Flanged nut, single-piece
Standard design



RGT-VTO, RGT-STO

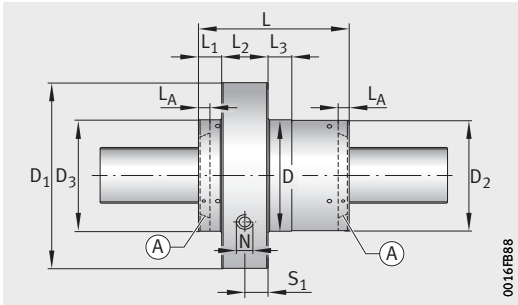
Dimension table (continued) - Dimensions in mm

Nominal diameter d_0	Designation	Pitch P	Mobility level	Variant ¹⁾	⊙	Mass m ≈ kg	Dimensions								
							D	D ₁	D ₂	D ₃	L	L _A	L ₁	L ₂	L ₃
120	RGT-VTO-120.20 RGT-STO-120.20	20	5	A	●	87	260	340	258	260	280	12	27	55	60
				B	–	90					280	–			
		20	5	C	–	102	260	340	258	260	330	–	27	55	60
	RGT-VTO-120.25 RGT-STO-120.25	25	5	A	●	87	260	340	258	260	280	12	27	55	60
				B	–	90					280	–			
		25	5	C	–	102	260	340	258	260	330	–	27	55	60
135	RGT-VTO-135.15 RGT-STO-135.15	15	5	A	●	124	280	370	278	280	370	12	60	60	80
	RGT-VTO-135.20 RGT-STO-135.20	20	5	A	●	124	280	370	278	280	370	12	60	60	80
	RGT-VTO-135.30 RGT-STO-135.30	30	5	A	●	124	280	370	278	280	370	12	60	60	80
150	RGT-VTO-150.25 RGT-STO-150.25	25	5	A	●	185	320	410	318	320	412	12	40	80	80
	RGT-VTO-150.30 RGT-STO-150.30	30	5	A	●	185	320	410	318	320	412	12	40	80	80
	RGT-VTO-150.40 RGT-STO-150.40	40	5	A	●	185	320	410	318	320	412	12	40	80	80

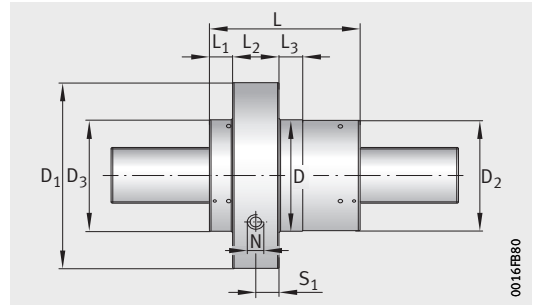
⊙ Wipers: ● with wiper.

¹⁾ Depending on the variant, nuts are available without a wiper (suffix 0AB), with a wiper (suffix 1AB) or with two wipers (suffix 2AB). Please specify in the ordering designation.

²⁾ Maximum axial clearance for non-preloaded nuts RGT-STO.



With wiper

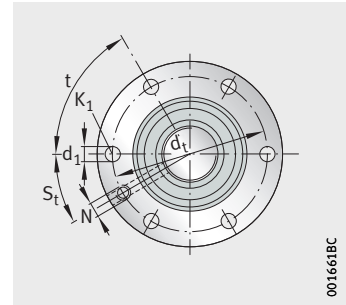


Without wiper

Mounting dimensions				Lubrication			Basic load ratings		Spring characteristic number c_K $N^{2/3}/\mu m$	Fric-tional torque M_V Ncm	Theoretical efficiency		Limiting speed n_G min^{-1}	Axial clearance ²⁾
d_t	t °	d_1	K_1	N	S_1	S_t °	dyn. C N	stat. C_0 N			η_1	η_2		
305	30	17,5	M16	M12×1,75	27,5	15	1 196 500	3 942 600	94,4	-	0,82	0,78	1 300	0,07
							1 320 900	4 648 900	102,1					
305	30	17,5	M16	M12×1,75	27,5	15	1 515 600	5 815 500	113,9	-	0,82	0,78	1 300	0,07
305	30	17,5	M16	M12×1,75	27,5	15	1 212 700	3 952 700	81,4	-	0,84	0,81	1 300	0,07
							1 338 800	4 658 900	88,0					
305	30	17,5	M16	M12×1,75	27,5	15	1 523 900	5 751 100	97,5	-	0,84	0,81	1 300	0,07
315	30	22,0	M20	M12×1,75	30,0	15	1 843 300	8 036 300	159,5	-	0,77	0,71	1 200	0,07
315	30	22,0	M20	M12×1,75	30,0	15	1 883 100	8 089 200	132,0	-	0,81	0,76	1 200	0,07
315	30	22,0	M20	M12×1,75	30,0	15	1 904 400	7 941 800	99,7	-	0,85	0,82	1 200	0,07
365	30	26,0	M24	M12×1,75	40,0	15	2 071 300	9 086 700	118,6	-	0,82	0,78	1 000	0,07
365	30	26,0	M24	M12×1,75	40,0	15	2 087 600	9 052 400	104,8	-	0,84	0,81	1 000	0,07
365	30	26,0	M24	M12×1,75	40,0	15	2 122 600	9 076 300	86,5	-	0,86	0,83	1 000	0,07

Roller screw drives

Flanged nut, single-piece
Standard design



RGT-VTO, RGT-STO

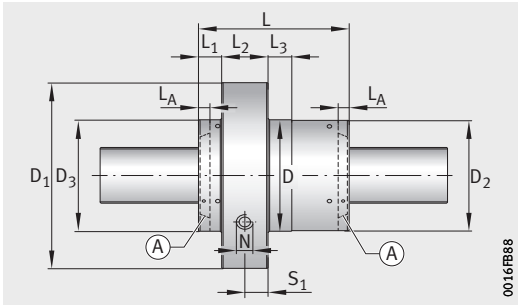
001661BC

Dimension table (continued) - Dimensions in mm

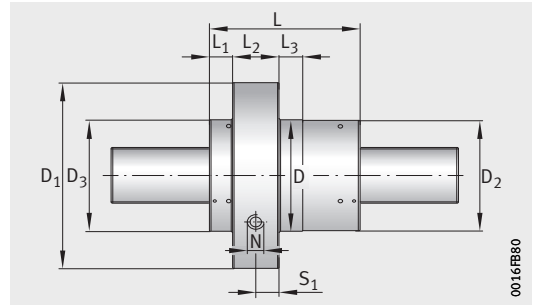
Nominal diameter d_0	Designation	Pitch P	Mobility level	Variant ¹⁾	⊙	Mass m ≈ kg	Dimensions								
							D	D ₁	D ₂	D ₃	L	L _A	L ₁	L ₂	L ₃
180	RGT-VTO-180.20 RGT-STO-180.20	20	5	A	–	355	390	470	388	390	528	–	96	90	100
				B	●	373					558	15			
	RGT-VTO-180.24 RGT-STO-180.24	24	5	A	–	355	390	470	388	390	528	–	96	90	100
				B	●	373					558	15			
	RGT-VTO-180.25 RGT-STO-180.25	25	5	A	–	355	390	470	388	390	528	–	96	90	100
				B	●	373					558	15			
	RGT-VTO-180.30 RGT-STO-180.30	30	5	A	–	355	390	470	388	390	528	–	96	90	100
				B	●	373					558	15			
	RGT-VTO-180.40 RGT-STO-180.40	40	5	A	–	355	390	470	388	390	528	–	96	90	100
				B	●	373					558	15			
210	RGT-VTO-210.20 RGT-STO-210.20	20	5	A	●	476	440	530	438	440	570	20	100	100	100
				B	–	490					570	–			
	RGT-VTO-210.25 RGT-STO-210.25	25	5	A	●	476	440	530	438	440	570	20	100	100	100
				B	–	490					570	–			
	RGT-VTO-210.30 RGT-STO-210.30	30	5	A	●	476	440	530	438	440	570	20	100	100	100
				B	–	490					570	–			
	RGT-VTO-210.35 RGT-STO-210.35	35	5	A	●	476	440	530	438	440	570	20	100	100	100
				B	–	490					570	–			

⊙ Wipers: ● with wiper.

- Depending on the variant, nuts are available without a wiper (suffix 0AB), with a wiper (suffix 1AB) or with two wipers (suffix 2AB). Please specify in the ordering designation.
- Maximum axial clearance for non-preloaded nuts RGT-STO.



With wiper

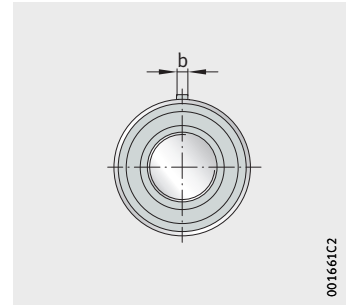


Without wiper

Mounting dimensions				Lubrication			Basic load ratings		Spring characteristic number C_K $N^{2/3}/\mu m$	Frictional torque M_V Ncm	Theoretical efficiency		Limiting speed n_G min^{-1}	Axial clearance ²⁾
d_t	t °	d_1	K_1	N	S_1	S_t °	dyn. C N	stat. C_0 N			η_1	η_2		
433	30	24	M22	M12×1,75	45	15	3 080 900	17 019 600	182,6	-	0,77	0,71	900	0,07
							3 187 300	17 942 900	187,6					
433	30	24	M22	M12×1,75	45	15	3 089 500	16 800 700	160,6	-	0,80	0,75	900	0,07
							3 218 800	17 907 400	165,9					
433	30	24	M22	M12×1,75	45	15	3 104 200	16 860 800	156,6	-	0,80	0,75	900	0,07
							3 239 100	18 014 200	161,9					
433	30	24	M22	M12×1,75	45	15	3 132 600	16 817 000	138,4	-	0,82	0,78	900	0,07
							3 255 500	17 854 100	142,7					
433	30	24	M22	M12×1,75	45	15	3 187 100	16 844 200	114,2	-	0,85	0,82	900	0,10
							3 298 200	17 765 300	117,4					
490	30	26	M24	M12×1,75	50	15	3 482 500	17 564 800	172,9	-	0,75	0,67	700	0,07
							3 741 400	19 653 900	178,9					
490	30	26	M24	M12×1,75	50	15	3 532 800	17 711 400	149,0	-	0,78	0,72	700	0,07
							3 777 800	19 670 500	154,2					
490	30	26	M24	M12×1,75	50	15	3 527 300	17 469 300	131,5	-	0,81	0,76	700	0,07
							3 774 600	19 424 300	135,6					
490	30	26	M24	M12×1,75	50	15	3 533 400	17 357 000	118,6	-	0,82	0,78	700	0,10
							3 823 700	19 637 800	123,0					

Roller screw drives

Cylindrical nut, two-piece
Standard design



RGT-VTG

001661C2

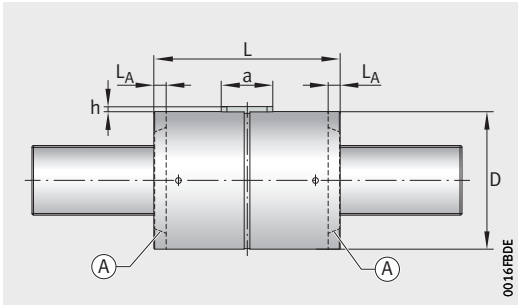
Dimension table · Dimensions in mm

Nominal diameter d_0	Designation	Pitch P	Mobility level	Variant ¹⁾	ⓐ	Mass m ≈ kg	Dimensions			Mounting dimensions		
							D g6	L h12	L_A	a	b h9	h
5	RGT-VTG-005.01	1	3	A	—	0,1	19	31	—	10	3	1,2
				A	●			41	—			
				B	—			41	—			
	RGT-VTG-005.02	2	3	A	—	0,1	19	31	—	10	3	1,2
				A	●			41	—			
				B	—			41	—			
	RGT-VTG-005.04	4	3	A	—	0,1	19	31	—	10	3	1,2
				A	●			41	—			
				B	—			41	—			

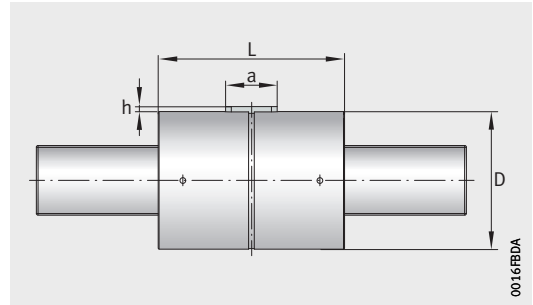
ⓐ Wipers: ● with wiper.

1) Depending on the variant, nuts are available without a wiper (suffix 0AB), with a wiper (suffix 1AB) or with two wipers (suffix 2AB). Please specify in the ordering designation.

2) Overrunning frictional torque for preloaded nuts RGT-VTG.



With wiper

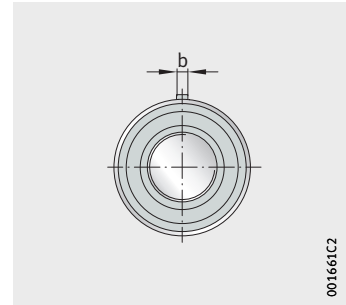


Without wiper

Feather key DIN 6885	Basic load ratings		Spring characteristic number c_K $N^{2/3}/\mu m$	Frictional torque ²⁾ M_V Ncm	Theoretical efficiency		Limiting speed n_G min^{-1}
	dyn. C N	stat. C_0 N			η_1	η_2	
3×3×10	2 600	4 800	22,5	3	0,85	0,82	6 000
	2 600	4 800	22,5				
	4 100	10 300	32,3				
3×3×10	3 000	4 900	14,2	4	0,86	0,84	6 000
	3 000	4 900	14,2				
	4 800	10 400	20,3				
3×3×10	3 300	4 600	8,7	5	0,74	0,65	6 000
	3 300	4 600	8,7				
	5 500	10 500	12,8				

Roller screw drives

Cylindrical nut, two-piece
Standard design



RGT-VTG

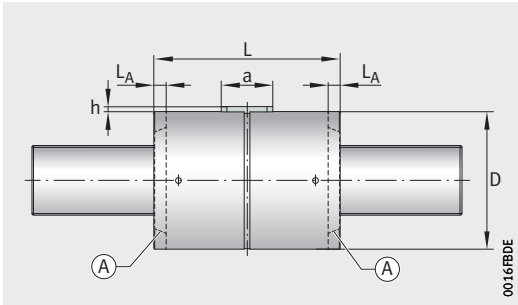
001661C2

Dimension table (continued) - Dimensions in mm

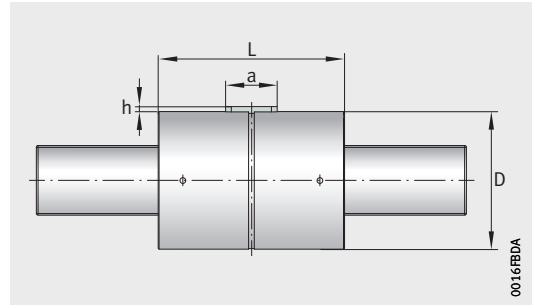
Nominal diameter d_0	Designation	Pitch P	Mobility level	Variant ¹⁾	ⓐ	Mass m ≈ kg	Dimensions			Mounting dimensions		
							D g6	L h12	L _A	a	b h9	h
8	RGT-VTG-008.01	1	4	A	–	0,1	21	31	–	10	3	1,2
				A	●			41	–			
				B	–			41	–			
		1	4	C	–	0,1	25	44	–	10	3	1,2
				C	●			44	–			
				D	–			44	–			
	RGT-VTG-008.02	2	4	A	–	0,1	21	31	–	10	3	1,2
				A	●			41	–			
				B	–			41	–			
		2	4	C	–	0,1	25	44	–	10	3	1,2
				C	●			44	–			
				D	–			44	–			
RGT-VTG-008.04	4	4	A	–	0,1	21	31	–	10	3	1,2	
			A	●			41	–				
			B	–			41	–				
	4	4	C	–	0,1	25	44	–	10	3	1,2	
			C	●			44	–				
			D	–			44	–				
RGT-VTG-008.05	5	4	A	–	0,1	21	31	–	10	3	1,2	
			A	●			41	–				
			B	–			41	–				
	5	4	C	–	0,1	25	44	–	10	3	1,2	
			C	●			44	–				
			D	–			44	–				

ⓐ Wipers: ● with wiper.

- 1) Depending on the variant, nuts are available without a wiper (suffix 0AB), with a wiper (suffix 1AB) or with two wipers (suffix 2AB). Please specify in the ordering designation.
- 2) Overrunning frictional torque for preloaded nuts RGT-VTG.



With wiper

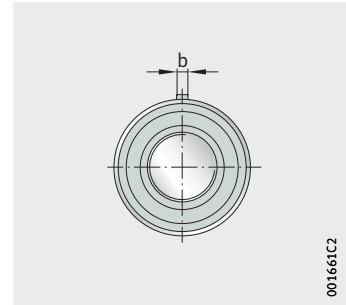


Without wiper

Feather key DIN 6885	Basic load ratings		Spring characteristic number c_K $N^{2/3}/\mu m$	Frictional torque ²⁾ M_V Ncm	Theoretical efficiency		Limiting speed n_G min^{-1}
	dyn. C N	stat. C_0 N			η_1	η_2	
3×3×10	4 100	7 300	34,0	3	0,79	0,73	5 800
	4 100	7 300	34,0				
	6 600	15 400	48,7				
3×3×10	4 900	9 600	38,7	3	0,79	0,73	5 800
	4 900	9 600	38,7				
	7 300	18 000	52,7				
3×3×10	4 800	7 400	21,4	4	0,85	0,83	5 800
	4 800	7 400	21,4				
	7 700	15 500	30,7				
3×3×10	5 700	9 700	24,4	4	0,85	0,83	5 800
	5 700	9 700	24,4				
	8 500	18 000	33,2				
3×3×10	5 500	7 500	13,5	5	0,85	0,83	5 800
	5 500	7 500	13,5				
	8 900	15 600	19,3				
3×3×10	6 600	9 800	15,4	5	0,85	0,83	5 800
	6 600	9 800	15,4				
	9 800	18 100	20,9				
3×3×10	5 700	7 300	11,5	6	0,83	0,80	5 800
	5 700	7 300	11,5				
	9 200	15 400	16,5				
3×3×10	6 600	9 300	12,8	6	0,83	0,80	5 800
	6 600	9 300	12,8				
	10 000	17 500	17,7				

Roller screw drives

Cylindrical nut, two-piece
Standard design



RGT-VTG

001661C2

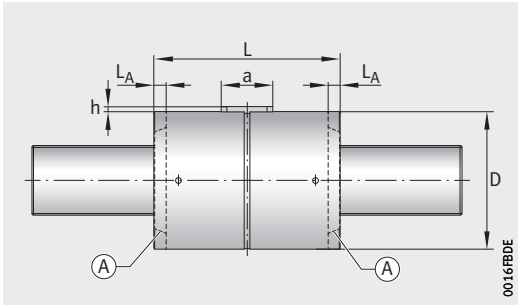
Dimension table (continued) - Dimensions in mm

Nominal diameter d_0	Designation	Pitch P	Mobility level	Variant ¹⁾	⊗	Mass m ≈ kg	Dimensions			Mounting dimensions		
							D g6	L h12	L_A	a	b h9	h
12	RGT-VTG-012.01	1	4	A	–	0,1	32	31	–	14	4	1,7
				A	●	0,2		41	–			
				B	–	0,2		41	–			
		1	4	C	–	0,2	32	44	–	14	4	1,5
				C	●	0,2		44	–			
				D	–	0,2		44	–			
	RGT-VTG-012.02	2	5	A	–	0,1	26	31	–	14	4	2
				A	●	0,2		41	–			
				B	–	0,2		41	–			
		2	5	C	–	0,2	30	44	–	14	4	1,5
				C	●	0,2		44	–			
RGT-VTG-012.04	4	5	A	–	0,1	26	31	–	14	4	2	
			A	●	0,2		41	–				
			B	–	0,2		41	–				
	4	5	C	–	0,2	30	44	–	14	4	1,5	
			C	●	0,2		44	–				
RGT-VTG-012.05	5	5	A	–	0,1	26	31	–	14	4	2	
			A	●	0,2		41	–				
			B	–	0,2		41	–				
	5	5	C	–	0,2	30	44	–	14	4	1,5	
			C	●	0,2		44	–				
RGT-VTG-012.10	10	5	A	–	0,1	26	31	–	14	4	2	
			A	●	0,2		41	–				
			B	–	0,2		41	–				
	10	5	C	–	0,2	30	44	–	14	4	1,5	
			C	●	0,2		44	–				

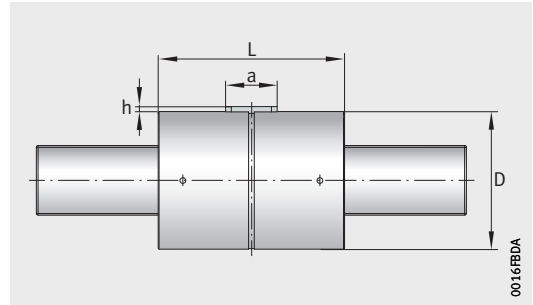
⊗ Wipers: ● with wiper.

¹⁾ Depending on the variant, nuts are available without a wiper (suffix 0AB), with a wiper (suffix 1AB) or with two wipers (suffix 2AB). Please specify in the ordering designation.

²⁾ Overrunning frictional torque for preloaded nuts RGT-VTG.



With wiper

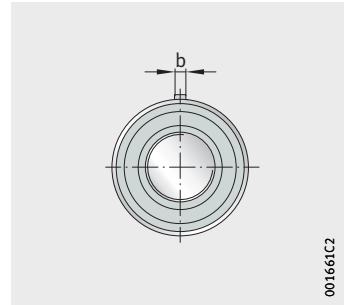


Without wiper

Feather key DIN 6885	Basic load ratings		Spring characteristic number c_K $N^{2/3}/\mu m$	Frictional torque ²⁾ M_V Ncm	Theoretical efficiency		Limiting speed n_G min^{-1}
	dyn. C N	stat. C_0 N			η_1	η_2	
4×4×14	6 200	7 600	32,7	3	0,73	0,62	5 600
	6 200	7 600	32,7				
	10 400	18 000	48,2				
4×4×14	7 400	10 300	37,2	3	0,73	0,62	5 600
	7 400	10 300	37,2				
	11 200	20 100	50,7				
4×4×14	7 400	10 000	29,5	4	0,82	0,78	5 600
	7 400	10 000	29,5				
	13 200	24 300	45,5				
4×4×14	8 700	13 000	33,3	4	0,82	0,78	5 600
	8 700	13 000	33,3				
4×4×14	8 300	9 700	18,2	5	0,86	0,84	5 600
	8 300	9 700	18,2				
	15 100	24 000	28,4				
4×4×14	10 100	13 100	21,0	5	0,86	0,84	5 600
	10 100	13 100	21,0				
4×4×14	8 900	10 200	16,0	6	0,86	0,84	5 600
	8 900	10 200	16,0				
	16 100	24 700	24,8				
4×4×14	10 600	13 400	18,2	6	0,86	0,84	5 600
	10 600	13 400	18,2				
4×4×14	10 000	10 500	10,1	8	0,77	0,69	5 600
	10 000	10 500	10,1				
	17 400	23 800	15,2				
4×4×14	11 300	12 600	11,0	8	0,77	0,69	5 600
	11 300	12 600	11,0				

Roller screw drives

Cylindrical nut, two-piece
Standard design



RGT-VTG

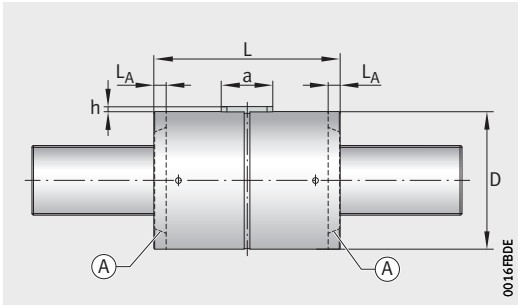
001661C2

Dimension table (continued) - Dimensions in mm

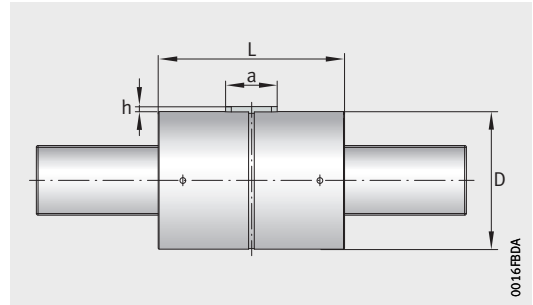
Nominal diameter d_0	Designation	Pitch P	Mobility level	Variant ¹⁾	ⓐ	Mass m ≈ kg	Dimensions			Mounting dimensions		
							D g6	L h12	L_A	a	b h9	h
15	RGT-VTG-015.02	2	5	A	–	0,2	34	35	–	14	4	1,5
				A	●	0,2		45	–			
				B	–	0,2		45	–			
		2	5	C	–	0,3	35	50	–	14	4	1,5
				C	●	0,3		50	–			
				D	–	0,3		50	–			
	RGT-VTG-015.04	4	5	A	–	0,2	34	35	–	14	4	1,5
				A	●	0,2		45	–			
				B	–	0,2		45	–			
		4	5	C	–	0,3	35	50	–	14	4	1,5
				C	●	0,3		50	–			
				D	–	0,3		50	–			
RGT-VTG-015.05	5	5	A	–	0,2	34	35	–	14	4	1,5	
			A	●	0,2		45	–				
			B	–	0,2		45	–				
	5	5	C	–	0,3	35	50	–	14	4	1,5	
			C	●	0,3		50	–				
			D	–	0,3		50	–				
RGT-VTG-015.06	6	5	A	–	0,2	34	35	–	14	4	1,5	
			A	●	0,2		45	–				
			B	–	0,2		45	–				
	6	5	C	–	0,3	35	50	–	14	4	1,5	
			C	●	0,3		50	–				
			D	–	0,3		50	–				

ⓐ Wipers: ● with wiper.

- 1) Depending on the variant, nuts are available without a wiper (suffix 0AB), with a wiper (suffix 1AB) or with two wipers (suffix 2AB). Please specify in the ordering designation.
- 2) Overrunning frictional torque for preloaded nuts RGT-VTG.



With wiper

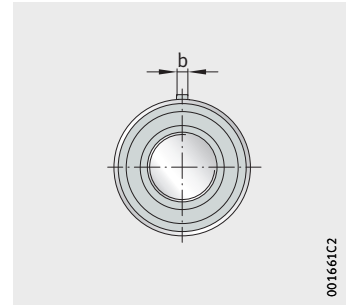


Without wiper

Feather key DIN 6885	Basic load ratings		Spring characteristic number c_K $N^{2/3}/\mu m$	Frictional torque ²⁾ M_V Ncm	Theoretical efficiency		Limiting speed n_G min^{-1}
	dyn. C N	stat. C_0 N			η_1	η_2	
4×4×14	8 700	11 200	30,6	6	0,80	0,75	5 500
	8 700	11 200	30,6				
	14 000	24 300	43,8				
4×4×14	11 300	17 300	37,2	6	0,80	0,75	5 500
	11 300	17 300	37,2				
	16 500	31 100	49,5				
4×4×14	9 800	10 900	18,9	7	0,86	0,83	5 500
	9 800	10 900	18,9				
	16 200	24 500	27,6				
4×4×14	12 800	16 900	23,1	7	0,86	0,83	5 500
	12 800	16 900	23,1				
	19 100	31 300	31,2				
4×4×14	10 500	11 500	16,6	9	0,86	0,84	5 500
	10 500	11 500	16,6				
	17 000	24 500	23,8				
4×4×14	13 800	17 800	20,4	9	0,86	0,84	5 500
	13 800	17 800	20,4				
	20 100	31 600	27,0				
4×4×14	10 300	10 600	14,1	10	0,86	0,84	5 500
	10 300	10 600	14,1				
	17 600	24 600	21,1				
4×4×14	13 600	16 500	17,4	10	0,86	0,84	5 500
	13 600	16 500	17,4				
	20 700	31 400	23,8				

Roller screw drives

Cylindrical nut, two-piece
Standard design



RGT-VTG

001661C2

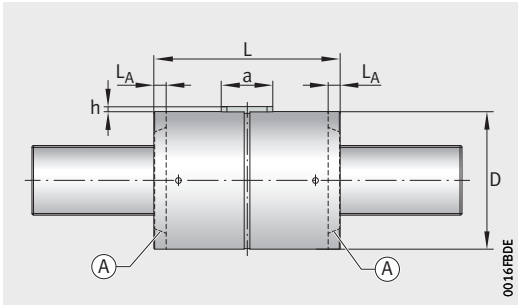
Dimension table (continued) - Dimensions in mm

Nominal diameter d_0	Designation	Pitch P	Mobility level	Variant ¹⁾	ⓐ	Mass m ≈ kg	Dimensions			Mounting dimensions		
							D g6	L h12	L_A	a	b h9	h
15	RGT-VTG-015.08	8	5	A	–	0,2	34	35	–	14	4	1,5
				A	●	0,2		45	–			
				B	–	0,2		45	–			
		8	5	C	–	0,3	35	50	–	14	4	1,5
				C	●	0,3		50	–			
				D	–	0,3		50	–			
	RGT-VTG-015.10	10	5	A	–	0,2	34	35	–	14	4	1,5
				A	●	0,2		45	–			
				B	–	0,2		45	–			
		10	5	C	–	0,3	35	50	–	14	4	1,5
				C	●	0,3		50	–			
				D	–	0,3		50	–			

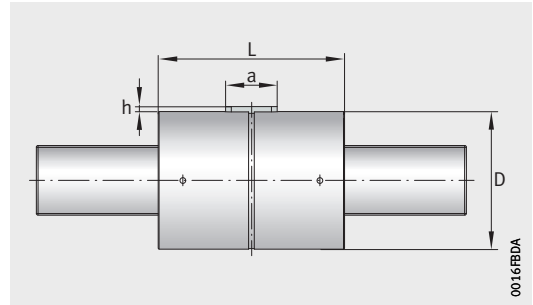
ⓐ Wipers: ● with wiper.

1) Depending on the variant, nuts are available without a wiper (suffix 0AB), with a wiper (suffix 1AB) or with two wipers (suffix 2AB). Please specify in the ordering designation.

2) Overrunning frictional torque for preloaded nuts RGT-VTG.



With wiper

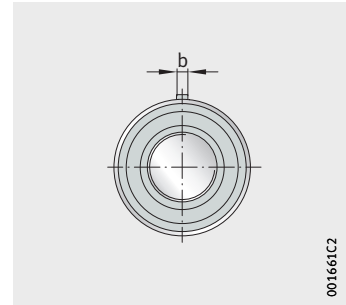


Without wiper

Feather key DIN 6885	Basic load ratings		Spring characteristic number c_K $N^{2/3}/\mu m$	Frictional torque ²⁾ M_V Ncm	Theoretical efficiency		Limiting speed n_G min^{-1}
	dyn. C N	stat. C_0 N			η_1	η_2	
4×4×14	10 600	10 300	11,4	12	0,85	0,82	5 500
	10 600	10 300	11,4				
	17 400	22 600	16,6				
4×4×14	14 100	16 200	14,1	12	0,85	0,82	5 500
	14 100	16 200	14,1				
	20 700	29 300	18,9				
4×4×14	10 400	9 500	9,4	14	0,82	0,78	5 500
	10 400	9 500	9,4				
	17 800	22 200	14,1				
4×4×14	14 900	16 800	12,4	14	0,82	0,78	5 500
	14 900	16 800	12,4				
	22 100	30 500	16,6				

Roller screw drives

Cylindrical nut, two-piece
Standard design



RGT-VTG

001661C2

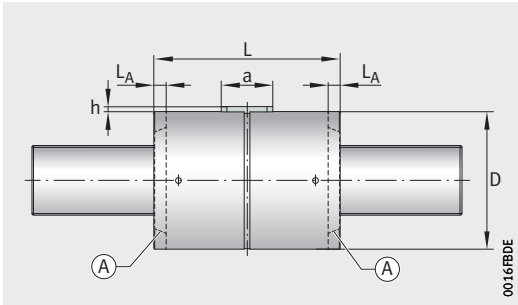
Dimension table (continued) - Dimensions in mm

Nominal diameter d_0	Designation	Pitch P	Mobility level	Variant ¹⁾	ⓐ	Mass m ≈ kg	Dimensions			Mounting dimensions		
							D g6	L h12	L_A	a	b h9	h
20	RGT-VTG-020.02	2	5	A	–	0,4	42	55	–	18	4	1,5
				A	●	0,5		65	–			
				B	–	0,5		65	–			
	RGT-VTG-020.04	4	5	A	–	0,4	42	55	–	18	4	1,5
				A	●	0,5		65	–			
				B	–	0,5		65	–			
	RGT-VTG-020.05	5	5	A	–	0,4	42	55	–	18	4	1,5
				A	●	0,5		65	–			
				B	–	0,5		65	–			
	RGT-VTG-020.06	6	5	A	–	0,4	42	55	–	18	4	1,5
				A	●	0,5		65	–			
				B	–	0,5		65	–			
	RGT-VTG-020.10	10	5	A	–	0,4	42	55	–	18	4	1,5
				A	●	0,5		65	–			
				B	–	0,5		65	–			
	RGT-VTG-020.12	12	5	A	–	0,4	42	55	–	18	4	1,5
				A	●	0,5		65	–			
				B	–	0,5		65	–			
	RGT-VTG-020.20	20	5	A	–	0,4	42	55	–	18	4	1,5
				A	●	0,5		65	–			
				B	–	0,5		65	–			

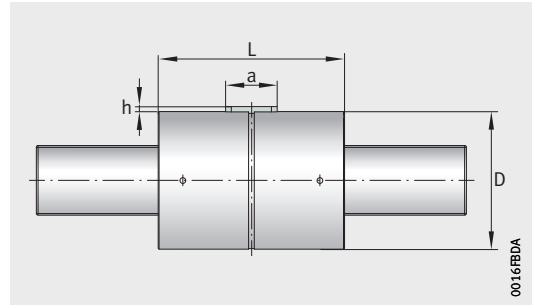
ⓐ Wipers: ● with wiper.

¹⁾ Depending on the variant, nuts are available without a wiper (suffix 0AB), with a wiper (suffix 1AB) or with two wipers (suffix 2AB). Please specify in the ordering designation.

²⁾ Overrunning frictional torque for preloaded nuts RGT-VTG.



With wiper

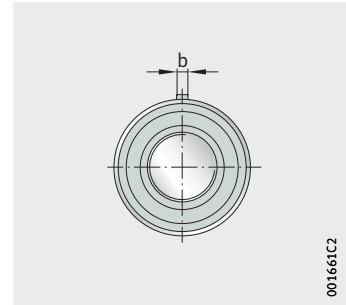


Without wiper

Feather key DIN 6885	Basic load ratings		Spring characteristic number c_K $N^{2/3}/\mu m$	Frictional torque ²⁾ M_V Ncm	Theoretical efficiency		Limiting speed n_G min^{-1}
	dyn. C N	stat. C_0 N			η_1	η_2	
4×4×18	17 800	33 200	49,3	18	0,76	0,69	5 200
	17 800	33 200	49,3				
	23 500	51 400	60,9				
4×4×18	20 500	32 700	30,8	20	0,84	0,81	5 200
	20 500	32 700	30,8				
	27 400	51 600	38,4				
4×4×18	21 900	33 900	26,9	24	0,85	0,83	5 200
	21 900	33 900	26,9				
	28 900	52 000	33,2				
4×4×18	22 400	32 900	23,5	26	0,86	0,84	5 200
	22 400	32 900	23,5				
	29 400	50 200	28,9				
4×4×18	24 500	32 600	16,5	35	0,85	0,83	5 200
	24 500	32 600	16,5				
	32 600	50 600	20,5				
4×4×18	25 600	33 500	14,8	40	0,83	0,80	5 200
	25 600	33 500	14,8				
	33 700	50 800	18,2				
4×4×18	25 400	30 100	9,9	50	0,67	0,50	5 200
	25 400	30 100	9,9				
	36 200	51 500	12,9				

Roller screw drives

Cylindrical nut, two-piece
Standard design



RGT-VTG

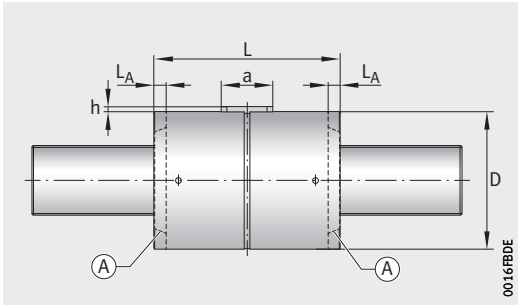
Dimension table (continued) - Dimensions in mm

Nominal diameter d_0	Designation	Pitch P	Mobility level	Variant ¹⁾	ⓐ	Mass m ≈ kg	Dimensions			Mounting dimensions		
							D g6	L h12	L_A	a	b h9	h
21	RGT-VTG-021.02	2	5	A	●	0,5	45	64	–	20	5	2
				B	–	0,5		64	–			
	RGT-VTG-021.04	4	5	A	●	0,5	45	64	–	20	5	2
				B	–	0,5		64	–			
	RGT-VTG-021.05	5	5	A	●	0,5	45	64	–	20	5	2
				B	–	0,5		64	–			
	RGT-VTG-021.06	6	5	A	●	0,5	45	64	–	20	5	2
				B	–	0,5		64	–			
	RGT-VTG-021.10	10	5	A	●	0,5	45	64	–	20	5	2
				B	–	0,5		64	–			
	RGT-VTG-021.12	12	5	A	●	0,5	45	64	–	20	5	2
				B	–	0,5		64	–			
	RGT-VTG-021.20	20	5	A	●	0,5	45	64	–	20	5	2
				B	–	0,5		64	–			

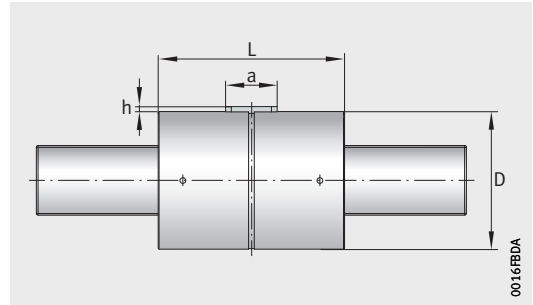
ⓐ Wipers: ● with wiper.

¹⁾ Depending on the variant, nuts are available without a wiper (suffix 0AB), with a wiper (suffix 1AB) or with two wipers (suffix 2AB). Please specify in the ordering designation.

²⁾ Overrunning frictional torque for preloaded nuts RGT-VTG.



With wiper

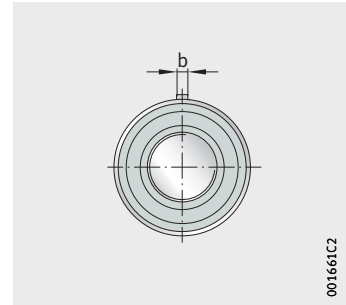


Without wiper

Feather key DIN 6885	Basic load ratings		Spring characteristic number c_K $N^{2/3}/\mu m$	Frictional torque ²⁾ M_V Ncm	Theoretical efficiency		Limiting speed n_G min^{-1}
	dyn. C N	stat. C_0 N			η_1	η_2	
5×5×20	24 000	45 100	58,8	20	0,75	0,67	5 200
	31 300	68 800	72,1				
5×5×20	28 400	45 300	37,0	22	0,83	0,80	5 200
	36 700	68 100	45,1				
5×5×20	30 000	45 500	31,9	25	0,85	0,82	5 200
	39 000	69 200	39,1				
5×5×20	30 900	44 700	28,0	30	0,86	0,83	5 200
	40 000	67 300	34,2				
5×5×20	33 000	41 600	19,1	38	0,86	0,83	5 200
	43 600	64 900	23,8				
5×5×20	34 700	42 800	17,1	45	0,84	0,81	5 200
	45 300	65 200	21,1				
5×5×20	30 600	31 400	10,0	60	0,71	0,59	5 200
	39 200	46 300	12,1				

Roller screw drives

Cylindrical nut, two-piece
Standard design



RGT-VTG

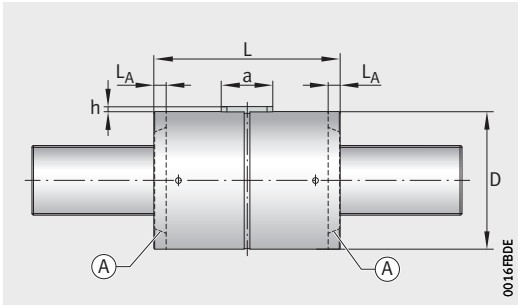
Dimension table (continued) - Dimensions in mm

Nominal diameter d_0	Designation	Pitch P	Mobility level	Variant ¹⁾	Ⓐ	Mass m ≈ kg	Dimensions			Mounting dimensions		
							D g6	L h12	L _A	a	b h9	h
24	RGT-VTG-024.02	2	5	A	—	0,4	48	55	—	18	4	1,5
				A	●	0,6		65	—			
				B	—	0,6		65	—			
	RGT-VTG-024.04	4	5	A	—	0,4	48	55	—	18	4	1,5
				A	●	0,6		65	—			
				B	—	0,6		65	—			
	RGT-VTG-024.05	5	5	A	—	0,4	48	55	—	18	4	1,5
				A	●	0,6		65	—			
				B	—	0,6		65	—			
	RGT-VTG-024.06	6	5	A	—	0,4	48	55	—	18	4	1,5
				A	●	0,6		65	—			
				B	—	0,6		65	—			
	RGT-VTG-024.12	12	5	A	—	0,4	48	55	—	18	4	1,5
				A	●	0,6		65	—			
				B	—	0,6		65	—			
	RGT-VTG-024.20	20	5	A	—	0,4	48	55	—	18	4	1,5
				A	●	0,6		65	—			
				B	—	0,6		65	—			

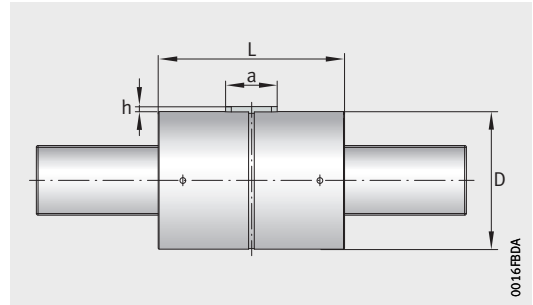
Ⓐ Wipers: ● with wiper.

1) Depending on the variant, nuts are available without a wiper (suffix 0AB), with a wiper (suffix 1AB) or with two wipers (suffix 2AB). Please specify in the ordering designation.

2) Overrunning frictional torque for preloaded nuts RGT-VTG.



With wiper

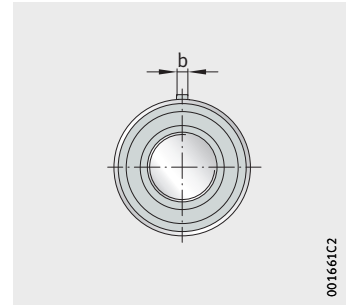


Without wiper

Feather key DIN 6885	Basic load ratings		Spring characteristic number c_K $N^{2/3}/\mu m$	Frictional torque ²⁾ M_V Ncm	Theoretical efficiency		Limiting speed n_G min^{-1}
	dyn. C N	stat. C_0 N			η_1	η_2	
4×4×18	23 100	38 700	54,5	24	0,73	0,62	5 000
	23 100	38 700	54,5				
	33 400	71 600	72,4				
4×4×18	27 400	39 000	34,3	28	0,82	0,78	5 000
	27 400	39 000	34,3				
	39 500	71 900	45,6				
4×4×18	28 900	39 200	29,6	32	0,84	0,81	5 000
	28 900	39 200	29,6				
	41 900	72 600	39,5				
4×4×18	30 100	39 300	26,2	50	0,85	0,83	5 000
	30 100	39 300	26,2				
	42 700	70 000	34,3				
4×4×18	32 200	34 600	15,4	70	0,85	0,83	5 000
	32 200	34 600	15,4				
	70 900	50 000	21,6				
4×4×18	33 200	32 000	10,4	85	0,77	0,69	5 000
	33 200	32 000	10,4				
	49 800	61 400	14,2				

Roller screw drives

Cylindrical nut, two-piece
Standard design



RGT-VTG

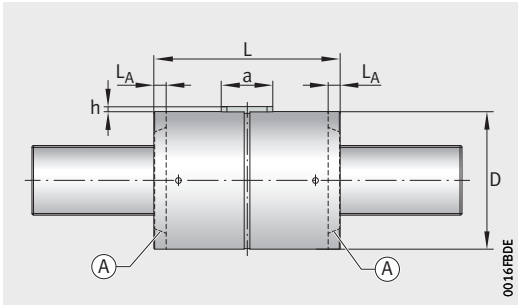
Dimension table (continued) - Dimensions in mm

Nominal diameter d_0	Designation	Pitch P	Mobility level	Variant ¹⁾	Ⓐ	Mass m ≈ kg	Dimensions			Mounting dimensions		
							D g6	L h12	L_A	a	b h9	h
25	RGT-VTG-025.02	2	5	A	●	0,7	53	78	–	25	6	2,5
				B	–	0,8		78	–			
	RGT-VTG-025.04	4	5	A	●	0,7	53	78	–	25	6	2,5
				B	–	0,8		78	–			
	RGT-VTG-025.05	5	5	A	●	0,7	53	78	–	25	6	2,5
				B	–	0,8		78	–			
	RGT-VTG-025.06	6	5	A	●	0,7	53	78	–	25	6	2,5
				B	–	0,8		78	–			
	RGT-VTG-025.12	12	5	A	●	0,7	53	78	–	25	6	2,5
				B	–	0,8		78	–			
	RGT-VTG-025.20	20	5	A	●	0,7	53	78	–	25	6	2,5
				B	–	0,8		78	–			

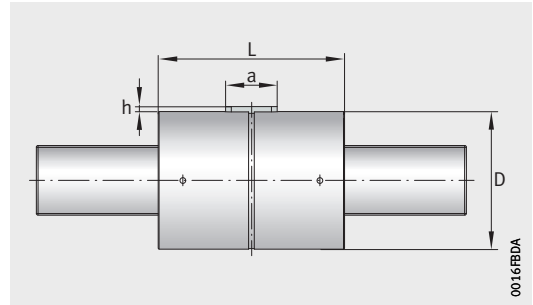
Ⓐ Wipers: ● with wiper.

1) Depending on the variant, nuts are available without a wiper (suffix 0AB), with a wiper (suffix 1AB) or with two wipers (suffix 2AB). Please specify in the ordering designation.

2) Overrunning frictional torque for preloaded nuts RGT-VTG.



With wiper

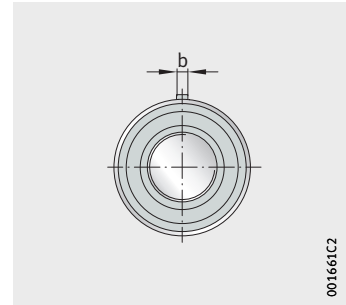


Without wiper

Feather key DIN 6885	Basic load ratings		Spring characteristic number c_K $N^{2/3}/\mu m$	Frictional torque ²⁾ M_V Ncm	Theoretical efficiency		Limiting speed n_G min^{-1}
	dyn. C N	stat. C_0 N			η_1	η_2	
6×6×25	34 300	73 400	73,0	26	0,72	0,61	5 000
	42 200	102 000	85,7				
6×6×25	40 600	73 700	46,0	38	0,82	0,78	5 000
	49 600	101 100	53,7				
6×6×25	43 100	74 400	39,8	43	0,84	0,81	5 000
	52 900	103 000	46,6				
6×6×25	44 000	71 800	34,6	58	0,85	0,82	5 000
	55 100	102 600	41,2				
6×6×25	51 500	72 700	21,8	75	0,86	0,83	5 000
	63 100	100 000	25,5				
6×6×25	40 100	42 300	11,8	90	0,78	0,72	5 000
	67 600	96 400	17,7				

Roller screw drives

Cylindrical nut, two-piece
Standard design



RGT-VTG

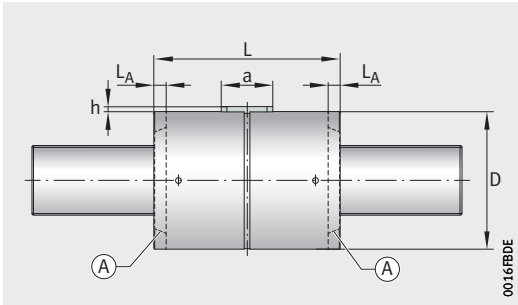
001661C2

Dimension table (continued) - Dimensions in mm

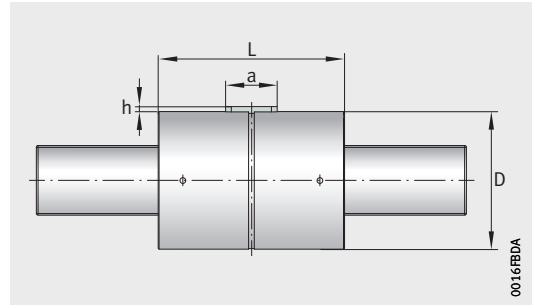
Nominal diameter d_0	Designation	Pitch P	Mobility level	Variant ¹⁾	ⓐ	Mass m ≈ kg	Dimensions			Mounting dimensions		
							D g6	L h12	L_A	a	b h9	h
27	RGT-VTG-027.02	2	5	A	–	0,6	55	55	–	18	4	1,5
				A	●	0,6		69	–			
				B	–	0,8		69	–			
		2	5	C	–	0,8	55	79	–	18	4	1,5
				C	●	0,8		79	–			
				D	–	0,8		79	–			
	RGT-VTG-027.04	4	5	A	–	0,6	55	55	–	18	4	1,5
				A	●	0,6		69	–			
				B	–	0,8		69	–			
		4	5	C	–	0,8	55	79	–	18	4	1,5
				C	●	0,8		79	–			
				D	–	0,8		79	–			
	RGT-VTG-027.05	5	5	A	–	0,6	55	55	–	18	4	1,5
				A	●	0,6		69	–			
				B	–	0,8		69	–			
		5	5	C	–	0,8	55	79	–	18	4	1,5
				C	●	0,8		79	–			
				D	–	0,8		79	–			
RGT-VTG-027.06	6	5	A	–	0,6	55	55	–	18	4	1,5	
			A	●	0,6		69	–				
			B	–	0,8		69	–				
	6	5	C	–	0,8	55	79	–	18	4	1,5	
			C	●	0,8		79	–				
			D	–	0,8		79	–				

ⓐ Wipers: ● with wiper.

- Depending on the variant, nuts are available without a wiper (suffix 0AB), with a wiper (suffix 1AB) or with two wipers (suffix 2AB). Please specify in the ordering designation.
- Overrunning frictional torque for preloaded nuts RGT-VTG.



With wiper

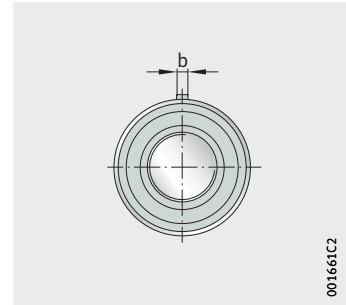


Without wiper

Feather key DIN 6885	Basic load ratings		Spring characteristic number c_K $N^{2/3}/\mu m$	Frictional torque ²⁾ M_V Ncm	Theoretical efficiency		Limiting speed n_G min^{-1}
	dyn. C N	stat. C_0 N			η_1	η_2	
4×4×18	25 000	37 900	53,8	28	0,71	0,58	4 900
	25 000	37 900	53,8				
	37 900	76 800	74,1				
4×4×18	34 300	65 100	68,6	28	0,71	0,58	4 900
	34 300	65 100	68,6				
	46 700	107 200	86,9				
4×4×18	28 900	37 300	33,5	40	0,81	0,76	4 900
	28 900	37 300	33,5				
	44 600	77 100	46,7				
4×4×18	40 300	65 500	43,2	40	0,81	0,76	4 900
	40 300	65 500	43,2				
	54 500	106 300	54,5				
4×4×18	30 000	36 400	28,5	45	0,83	0,80	4 900
	30 000	36 400	28,5				
	46 000	74 900	39,6				
4×4×18	41 600	63 400	36,6	45	0,83	0,80	4 900
	41 600	63 400	36,6				
	57 000	105 200	46,7				
4×4×18	32 300	38 600	25,9	60	0,85	0,82	4 900
	32 300	38 600	25,9				
	48 000	75 100	35,1				
4×4×18	42 400	61 300	31,9	60	0,85	0,82	4 900
	42 400	61 300	31,9				
	59 000	104 100	41,1				

Roller screw drives

Cylindrical nut, two-piece
Standard design



RGT-VTG

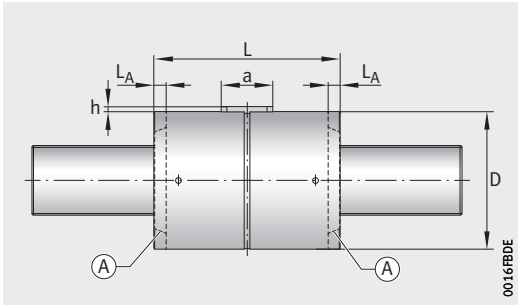
Dimension table (continued) - Dimensions in mm

Nominal diameter d_0	Designation	Pitch P	Mobility level	Variant ¹⁾	ⓐ	Mass m ≈ kg	Dimensions			Mounting dimensions		
							D g6	L h12	L_A	a	b h9	h
27	RGT-VTG-027.08	8	5	A	–	0,6	55	55	–	18	4	1,5
				A	●	0,6		69	–			
				B	–	0,8		69	–			
		8	5	C	–	0,8	55	79	–	18	4	1,5
				C	●	0,8		79	–			
				D	–	0,8		79	–			
	RGT-VTG-027.15	15	5	A	–	0,6	55	55	–	18	4	1,5
				A	●	0,6		69	–			
				B	–	0,8		69	–			
		15	5	C	–	0,8	55	79	–	18	4	1,5
				C	●	0,8		79	–			
				D	–	0,8		79	–			
RGT-VTG-027.25	25	5	B	–	0,8	55	69	–	18	4	1,5	
			C	–	0,8		79	–				
	25	5	C	●	0,8	55	79	–	18	4	1,5	
			D	–	0,8		79	–				

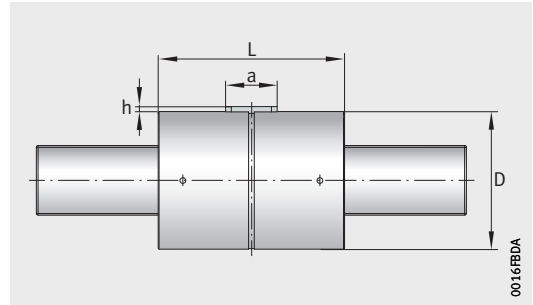
ⓐ Wipers: ● with wiper.

1) Depending on the variant, nuts are available without a wiper (suffix 0AB), with a wiper (suffix 1AB) or with two wipers (suffix 2AB). Please specify in the ordering designation.

2) Overrunning frictional torque for preloaded nuts RGT-VTG.



With wiper

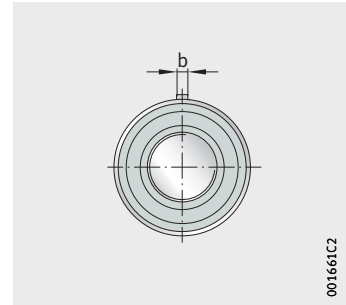


Without wiper

Feather key DIN 6885	Basic load ratings		Spring characteristic number c_K $N^{2/3}/\mu m$	Frictional torque ²⁾ M_V Ncm	Theoretical efficiency		Limiting speed n_G min^{-1}
	dyn. C N	stat. C_0 N			η_1	η_2	
4×4×18	33 900	38 000	21,1	75	0,86	0,84	4 900
	33 900	38 000	21,1				
	50 200	73 100	28,5				
4×4×18	52 200	77 800	29,4	75	0,86	0,84	4 900
	52 200	77 800	29,4				
	63 900	106 900	34,3				
4×4×18	36 600	35 600	13,3	90	0,85	0,82	4 900
	36 600	35 600	13,3				
	58 500	76 600	19,1				
4×4×18	49 900	59 400	16,9	90	0,85	0,82	4 900
	49 900	59 400	16,9				
	71 100	103 700	22,1				
4×4×18	47 600	49 900	10,5	100	0,72	0,62	4 900
4×4×18	47 600	49 900	10,5	100	0,72	0,62	4 900
	47 600	49 900	10,5				
	61 100	73 600	12,7				

Roller screw drives

Cylindrical nut, two-piece
Standard design



RGT-VTG

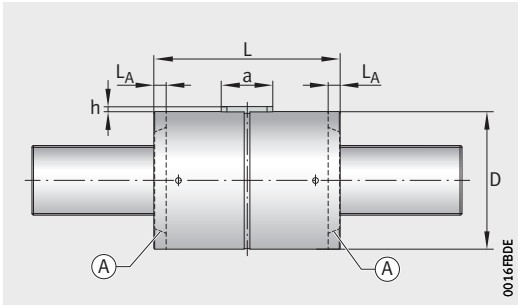
001661C2

Dimension table (continued) - Dimensions in mm

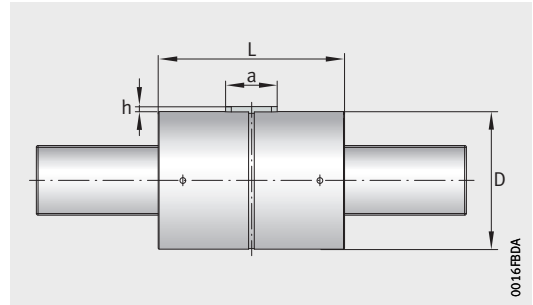
Nominal diameter d_0	Designation	Pitch P	Mobility level	Variant ¹⁾	Ⓐ	Mass m ≈ kg	Dimensions			Mounting dimensions		
							D g6	L h12	L _A	a	b h9	h
30	RGT-VTG-030.02	2	5	A	–	0,8	62	55	–	22	5	2
				A	●	0,9		69	–			
				B	–	1,1		69	–			
		2	5	C	–	1,3	64	85	–	32	6	2,5
				C	●	1,3		85	–			
				D	–	1,3		85	–			
	RGT-VTG-030.04	4	5	A	–	0,8	62	55	–	22	5	2
				A	●	0,9		69	–			
				B	–	1,1		69	–			
		4	5	C	–	1,3	64	85	–	32	6	2,5
				C	●	1,3		85	–			
				D	–	1,3		85	–			
RGT-VTG-030.05	5	5	A	–	0,8	62	55	–	22	5	2	
			A	●	0,9		69	–				
			B	–	1,1		69	–				
	5	5	C	–	1,3	64	85	–	32	6	2,5	
			C	●	1,3		85	–				
			D	–	1,3		85	–				
RGT-VTG-030.06	6	5	A	–	0,8	62	55	–	22	5	2	
			A	●	0,9		69	–				
			B	–	1,1		69	–				
	6	5	C	–	1,3	64	85	–	32	6	2,5	
			C	●	1,3		85	–				
			D	–	1,3		85	–				

Ⓐ Wipers: ● with wiper.

- ¹⁾ Depending on the variant, nuts are available without a wiper (suffix 0AB), with a wiper (suffix 1AB) or with two wipers (suffix 2AB). Please specify in the ordering designation.
- ²⁾ Overrunning frictional torque for preloaded nuts RGT-VTG.



With wiper

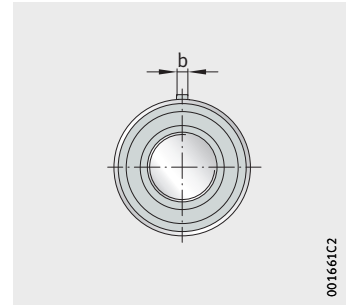


Without wiper

Feather key DIN 6885	Basic load ratings		Spring characteristic number c_K $N^{2/3}/\mu m$	Frictional torque ²⁾ M_V Ncm	Theoretical efficiency		Limiting speed n_G min^{-1}
	dyn. C N	stat. C_0 N			η_1	η_2	
5×5×22	27 100	37 600	53,6	30	0,69	0,54	4 700
	27 100	37 600	53,6				
	41 900	78 900	74,4				
6×6×32	43 900	85 300	77,1	30	0,69	0,54	4 700
	43 900	85 300	77,1				
	56 700	128 100	93,6				
5×5×22	31 200	36 900	33,3	45	0,8	0,75	4 700
	31 200	36 900	33,3				
	48 900	79 300	46,9				
6×6×32	50 800	84 400	48,3	45	0,8	0,75	4 700
	50 800	84 400	48,3				
	65 700	127 100	58,7				
5×5×22	33 300	38 200	29,1	55	0,82	0,78	4 700
	33 300	38 200	29,1				
	51 400	79 500	40,4				
6×6×32	53 900	85 900	41,9	55	0,82	0,78	4 700
	53 900	85 900	41,9				
	69 800	129 400	51,0				
5×5×22	34 100	37 300	25,4	70	0,84	0,81	4 700
	34 100	37 300	25,4				
	53 500	79 700	35,8				
6×6×32	55 000	83 500	36,6	70	0,84	0,81	4 700
	55 000	83 500	36,6				
	71 900	127 500	44,8				

Roller screw drives

Cylindrical nut, two-piece
Standard design



RGT-VTG

001661C2

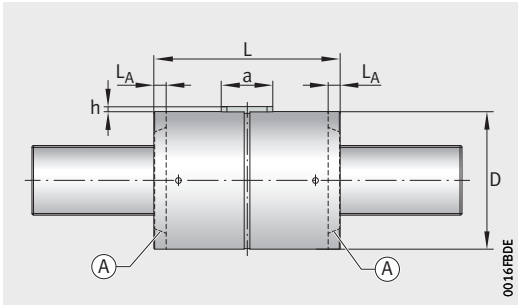
Dimension table (continued) - Dimensions in mm

Nominal diameter d_0	Designation	Pitch P	Mobility level	Variant ¹⁾	ⓐ	Mass m ≈ kg	Dimensions			Mounting dimensions		
							D g6	L h12	L _A	a	b h9	h
30	RGT-VTG-030.08	8	5	A	–	0,8	62	55	–	22	5	2
				A	●	0,9		69	–			
				B	–	1,1		69	–			
		8	5	C	–	1,3	64	85	–	32	6	2,5
				C	●	1,3		85	–			
				D	–	1,3		85	–			
	RGT-VTG-030.10	10	5	A	–	0,8	62	55	–	22	5	2
				A	●	0,9		69	–			
				B	–	1,1		69	–			
		10	5	C	–	1,3	64	85	–	32	6	2,5
				C	●	1,3		85	–			
				D	–	1,3		85	–			
RGT-VTG-030.20	20	5	A	–	0,8	62	55	–	22	5	2	
			A	●	0,9		69	–				
			B	–	1,1		69	–				
	20	5	C	–	1,3	64	85	–	32	6	2,5	
			C	●	1,3		85	–				
			D	–	1,3		85	–				

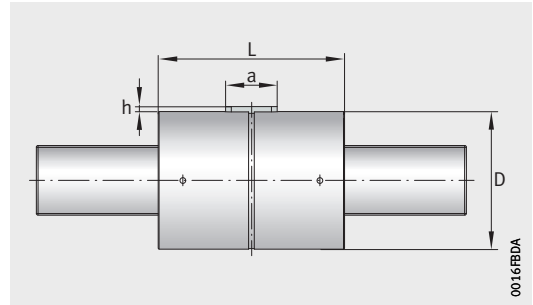
ⓐ Wipers: ● with wiper.

¹⁾ Depending on the variant, nuts are available without a wiper (suffix 0AB), with a wiper (suffix 1AB) or with two wipers (suffix 2AB). Please specify in the ordering designation.

²⁾ Overrunning frictional torque for preloaded nuts RGT-VTG.



With wiper

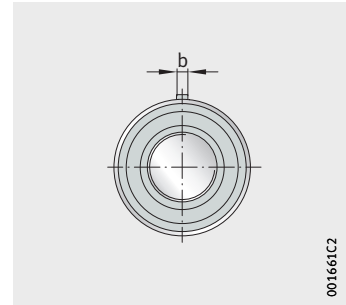


Without wiper

Feather key DIN 6885	Basic load ratings		Spring characteristic number c_K $N^{2/3}/\mu m$	Frictional torque ²⁾ M_V Ncm	Theoretical efficiency		Limiting speed n_G min^{-1}
	dyn. C N	stat. C_0 N			η_1	η_2	
5×5×22	35 100	35 600	20,5	80	0,86	0,83	4 700
	35 100	35 600	20,5				
	55 800	77 600	29,1				
6×6×32	58 000	82 600	30,0	80	0,86	0,83	4 700
	58 000	82 600	30,0				
	75 500	125 100	36,6				
5×5×22	35 600	33 800	17,2	100	0,86	0,84	4 700
	35 600	33 800	17,2				
	56 800	74 200	24,5				
6×6×32	62 600	86 900	26,4	100	0,86	0,84	4 700
	62 600	86 900	26,4				
	79 700	126 800	31,7				
5×5×22	40 700	35 600	10,8	140	0,82	0,78	4 700
	40 700	35 600	10,8				
	68 300	82 300	16,0				
6×6×32	68 300	82 300	16,0	140	0,82	0,78	4 700
	68 300	82 300	16,0				
	87 900	121 800	19,4				

Roller screw drives

Cylindrical nut, two-piece
Standard design



RGT-VTG

001661C2

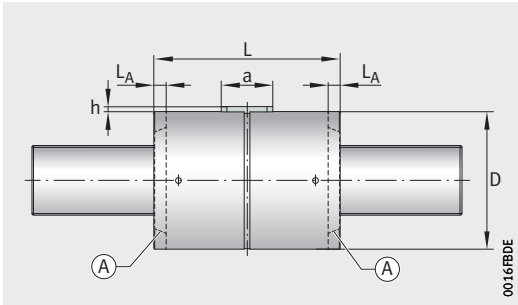
Dimension table (continued) - Dimensions in mm

Nominal diameter d_0	Designation	Pitch P	Mobility level	Variant ¹⁾	ⓐ	Mass m ≈ kg	Dimensions			Mounting dimensions		
							D g6	L h12	L_A	a	b h9	h
33	RGT-VTG-033.05	5	5	A	–	1,5	68	80	–	32	5	2
				A	●	1,6						
36	RGT-VTG-036.02	2	5	A	–	1,3	75	68	–	22	5	2
				A	●	1,3						
				B	–	1,6						
	RGT-VTG-036.04	4	5	A	–	1,3	75	68	–	22	5	2
				A	●	1,3						
				B	–	1,6						
	RGT-VTG-036.05	5	5	A	–	1,3	75	68	–	22	5	2
				A	●	1,3						
				B	–	1,6						
	RGT-VTG-036.06	6	5	A	–	1,3	75	68	–	22	5	2
				A	●	1,3						
				B	–	1,6						
RGT-VTG-036.08	8	5	A	–	1,3	75	68	–	22	5	2	
			A	●	1,3							
			B	–	1,6							
RGT-VTG-036.10	10	5	A	–	1,3	75	68	–	22	5	2	
			A	●	1,3							
			B	–	1,6							
RGT-VTG-036.20	20	5	A	–	1,3	75	68	–	22	5	2	
			A	●	1,3							
			B	–	1,6							
RGT-VTG-036.25	25	5	A	–	1,3	75	68	–	22	5	2	
			A	●	1,3							
			B	–	1,6							
RGT-VTG-036.30	30	5	A	–	1,3	75	68	–	22	5	2	
			A	●	1,3							
			B	–	1,6							

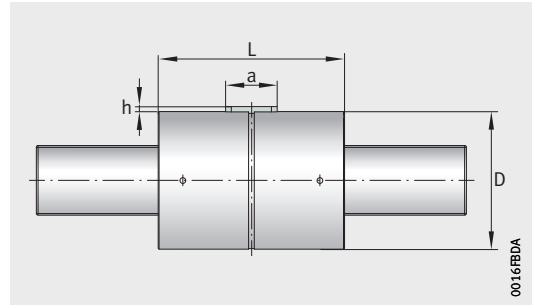
ⓐ Wipers: ● with wiper.

1) Depending on the variant, nuts are available without a wiper (suffix 0AB), with a wiper (suffix 1AB) or with two wipers (suffix 2AB). Please specify in the ordering designation.

2) Overrunning frictional torque for preloaded nuts RGT-VTG.



With wiper

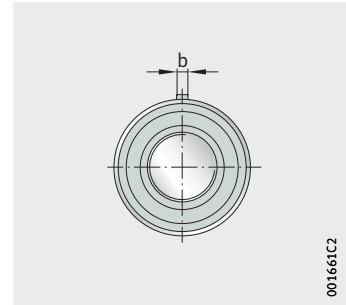


Without wiper

Feather key DIN 6885	Basic load ratings		Spring characteristic number c_K $N^{2/3}/\mu m$	Frictional torque ²⁾ M_V Ncm	Theoretical efficiency		Limiting speed n_G min^{-1}
	dyn. C N	stat. C_0 N			η_1	η_2	
5×5×22	71 300	144 800	53,0	60	0,81	0,77	4 500
	71 300	144 800	53,0				
5×5×22	38 800	65 900	67,9	45	0,65	0,46	4 400
	38 800	65 900	67,9				
	54 100	116 660	87,7				
5×5×22	45 100	65 100	42,4	60	0,77	0,71	4 400
	45 100	65 100	42,4				
	63 600	117 100	55,3				
5×5×22	48 000	66 600	36,9	70	0,8	0,75	4 400
	48 000	66 600	36,9				
	67 000	117 300	47,6				
5×5×22	50 100	66 900	32,7	80	0,82	0,78	4 400
	50 100	66 900	32,7				
	68 800	114 500	41,7				
5×5×22	51 700	63 300	26,2	100	0,85	0,82	4 400
	51 700	63 300	26,2				
	73 500	115 000	34,4				
5×5×22	53 000	61 100	22,2	120	0,86	0,83	4 400
	53 000	61 100	22,2				
	75 500	110 900	29,1				
5×5×22	61 500	63 300	14,0	160	0,85	0,82	4 400
	61 500	63 300	14,0				
	83 800	105 600	17,7				
5×5×22	58 000	54 600	11,2	180	0,81	0,77	4 400
	58 000	54 600	11,2				
	87 300	106 700	15,3				
5×5×22	70 000	72 000	11,2	200	0,77	0,69	4 400
	70 000	72 000	11,2				
	82 100	93 100	12,6				

Roller screw drives

Cylindrical nut, two-piece
Standard design



RGT-VTG

001661C2

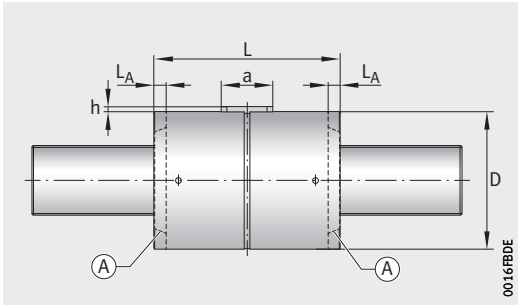
Dimension table (continued) - Dimensions in mm

Nominal diameter d_0	Designation	Pitch P	Mobility level	Variant ¹⁾	⊙	Mass m ≈ kg	Dimensions			Mounting dimensions		
							D g6	L h12	L_A	a	b h9	h
39	RGT-VTG-039.02	2	5	A	–	1,6	80	72	–	25	5	2
				A	●	1,7		90	–			
				B	–	1,8		90	–			
		2	5	C	–	1,9	80	100	–	40	8	3
				C	●	2,0		100	–			
				D	–	2,2		100	–			
	RGT-VTG-039.04	4	5	A	–	1,6	80	72	–	25	5	2
				A	●	1,7		90	–			
				B	–	1,8		90	–			
		4	5	C	–	1,9	80	100	–	40	8	3
				C	●	2,0		100	–			
				D	–	2,2		100	–			
RGT-VTG-039.05	5	5	A	–	1,6	80	72	–	25	5	2	
			A	●	1,7		90	–				
			B	–	1,8		90	–				
	5	5	C	–	1,9	80	100	–	40	8	3	
			C	●	2,0		100	–				
			D	–	2,2		100	–				
RGT-VTG-039.10	10	5	A	–	1,6	80	72	–	25	5	2	
			A	●	1,7		90	–				
			B	–	1,8		90	–				
	10	5	C	–	1,9	80	100	–	40	8	3	
			C	●	2,0		100	–				
			D	–	2,2		100	–				

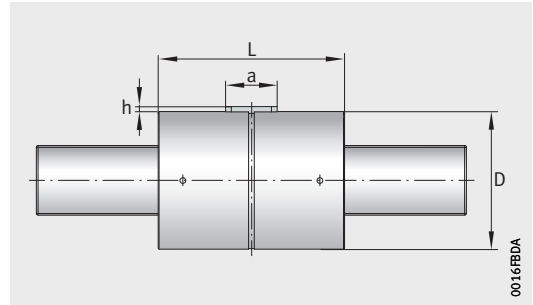
⊙ Wipers: ● with wiper.

¹⁾ Depending on the variant, nuts are available without a wiper (suffix 0AB), with a wiper (suffix 1AB) or with two wipers (suffix 2AB). Please specify in the ordering designation.

²⁾ Overrunning frictional torque for preloaded nuts RGT-VTG.



With wiper

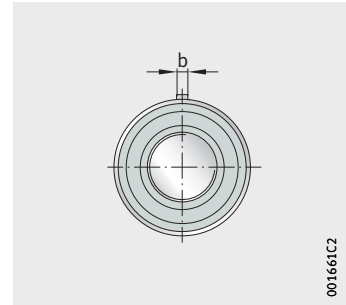


Without wiper

Feather key DIN 6885	Basic load ratings		Spring characteristic number c_K $N^{2/3}/\mu m$	Frictional torque ²⁾ M_V Ncm	Theoretical efficiency		Limiting speed n_G min^{-1}
	dyn. C N	stat. C_0 N			η_1	η_2	
5×5×25	46 300	78 400	73,1	80	0,63	0,42	4 200
	46 300	78 400	73,1				
	68 000	150 000	97,9				
8×7×40	63 300	133 300	92,6	80	0,63	0,42	4 200
	63 300	133 300	92,6				
	79 700	193 100	110,3				
5×5×25	54 100	78 900	46,1	95	0,76	0,69	4 200
	54 100	78 900	46,1				
	78 900	148 800	61,3				
8×7×40	73 400	132 100	58,0	95	0,76	0,69	4 200
	73 400	132 100	58,0				
	93 100	193 600	69,5				
5×5×25	55 600	76 300	39,0	110	0,79	0,74	4 200
	55 600	76 300	39,0				
	82 400	147 300	52,6				
8×7×40	76 500	130 700	49,7	110	0,79	0,74	4 200
	76 500	130 700	49,7				
	96 700	190 300	59,4				
5×5×25	64 800	77 500	24,6	170	0,85	0,83	4 200
	64 800	77 500	24,6				
	96 000	148 600	33,1				
8×7×40	89 200	132 000	31,3	170	0,85	0,83	4 200
	89 200	132 000	31,3				
	112 600	191 500	37,4				

Roller screw drives

Cylindrical nut, two-piece
Standard design



RGT-VTG

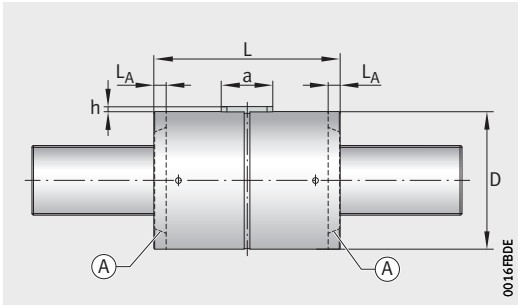
Dimension table (continued) - Dimensions in mm

Nominal diameter d_0	Designation	Pitch P	Mobility level	Variant ¹⁾	Ⓐ	Mass m ≈ kg	Dimensions			Mounting dimensions		
							D g6	L h12	L_A	a	b h9	h
39	RGT-VTG-039.20	20	5	A	–	1,6	80	72	–	25	5	2
				A	●	1,7		90	–			
				B	–	1,8		90	–			
		20	5	C	–	1,9	80	100	–	40	8	3
				C	●	2,0		100	–			
				D	–	2,2		100	–			
	RGT-VTG-039.30	30	5	A	–	1,6	80	72	–	25	5	2
				A	●	1,7		90	–			
				B	–	1,8		90	–			
		30	5	C	–	1,9	80	100	–	40	8	3
				C	●	2,0		100	–			
				D	–	2,2		100	–			

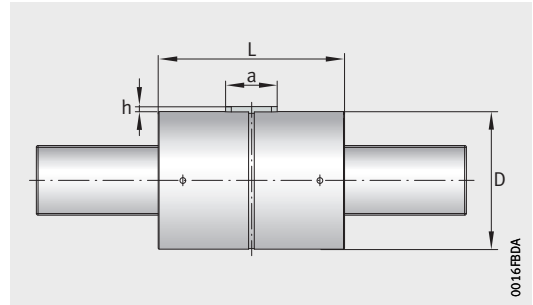
Ⓐ Wipers: ● with wiper.

1) Depending on the variant, nuts are available without a wiper (suffix 0AB), with a wiper (suffix 1AB) or with two wipers (suffix 2AB). Please specify in the ordering designation.

2) Overrunning frictional torque for preloaded nuts RGT-VTG.



With wiper

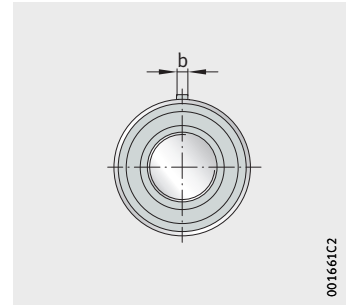


Without wiper

Feather key DIN 6885	Basic load ratings		Spring characteristic number c_K $N^{2/3}/\mu m$	Frictional torque ²⁾ M_V Ncm	Theoretical efficiency		Limiting speed n_G min^{-1}
	dyn. C N	stat. C_0 N			η_1	η_2	
5×5×25	74 700	79 900	15,5	240	0,85	0,83	4 200
	74 700	79 900	15,5				
	106 800	142 600	20,3				
8×7×40	98 900	126 200	19,2	240	0,85	0,83	4 200
	98 900	126 200	19,2				
	130 000	193 900	23,6				
5×5×25	75 300	74 900	11,3	300	0,79	0,74	4 200
	75 300	74 900	11,3				
	113 900	144 900	15,5				
8×7×40	101 300	120 500	14,2	300	0,79	0,74	4 200
	101 300	120 500	14,2				
	126 400	170 200	16,8				

Roller screw drives

Cylindrical nut, two-piece
Standard design



RGT-VTG

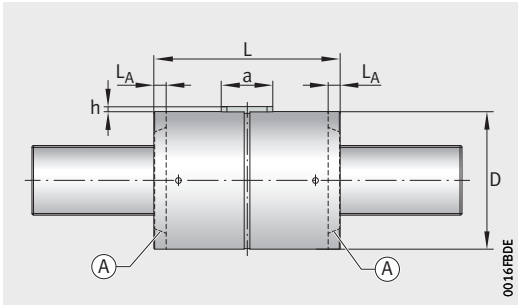
Dimension table (continued) - Dimensions in mm

Nominal diameter d_0	Designation	Pitch P	Mobility level	Variant ¹⁾	ⓐ	Mass m ≈ kg	Dimensions			Mounting dimensions		
							D g6	L h12	L_A	a	b h9	h
44	RGT-VTG-044.12	12	6	A	●	2,1	82	90	–	32	6	2,5
				B	–	2,5		90	–			
	RGT-VTG-044.24	24	6	A	●	2,1	82	90	–	32	6	2,5
				B	–	2,5		90	–			
	RGT-VTG-044.30	30	6	A	●	2,1	82	90	–	32	6	2,5
				B	–	2,5		90	–			
	RGT-VTG-044.36	36	6	A	●	2,1	82	90	–	32	6	2,5
				B	–	2,5		90	–			
	RGT-VTG-044.42	42	6	A	●	2,1	82	90	–	32	6	2,5
				B	–	2,5		90	–			

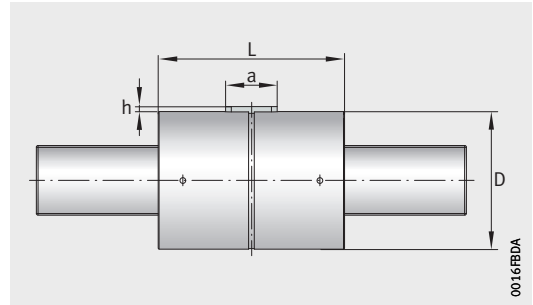
ⓐ Wipers: ● with wiper.

1) Depending on the variant, nuts are available without a wiper (suffix 0AB), with a wiper (suffix 1AB) or with two wipers (suffix 2AB). Please specify in the ordering designation.

2) Overrunning frictional torque for preloaded nuts RGT-VTG.



With wiper

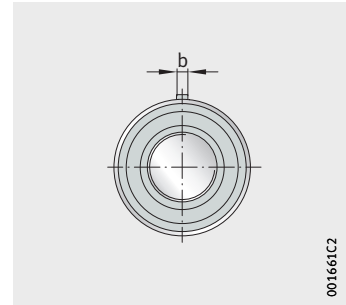


Without wiper

Feather key DIN 6885	Basic load ratings		Spring characteristic number c_K $N^{2/3}/\mu m$	Frictional torque ²⁾ M_V Ncm	Theoretical efficiency		Limiting speed n_G min^{-1}
	dyn. C N	stat. C_0 N			η_1	η_2	
6×6×32	73 200	103 500	29,0	180	0,86	0,83	4 100
	104 600	182 500	38,0				
6×6×32	76 000	89 700	16,9	280	0,85	0,82	4 100
	116 500	175 700	23,3				
6×6×32	85 600	103 000	15,4	320	0,82	0,78	4 100
	117 100	167 800	19,6				
6×6×32	90 200	108 300	13,9	360	0,77	0,71	4 100
	128 900	187 100	18,2				
6×6×32	105 100	134 800	13,9	400	0,71	0,59	4 100
	135 400	197 400	16,9				

Roller screw drives

Cylindrical nut, two-piece
Standard design



RGT-VTG

001661C2

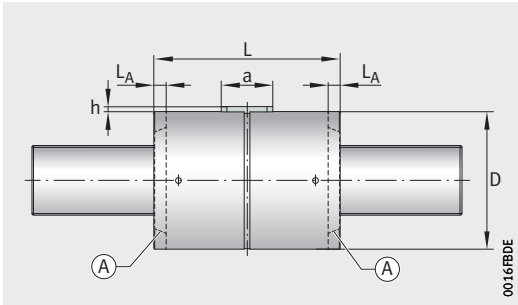
Dimension table (continued) - Dimensions in mm

Nominal diameter d_0	Designation	Pitch P	Mobility level	Variant ¹⁾	ⓐ	Mass m ≈ kg	Dimensions			Mounting dimensions		
							D g6	L h12	L _A	a	b h9	h
48	RGT-VTG-048.05	5	5	A	–	3,2	96	95	–	40	6	2,5
				A	●	3,5		113	–			
				B	–	3,7		113	–			
		5	5	C	–	4,0	100	127	–	45	8	3
				C	●	4,2		127	–			
				D	–	4,3		127	–			
	RGT-VTG-048.10	10	5	A	–	3,2	96	95	–	40	6	2,5
				A	●	3,5		113	–			
				B	–	3,7		113	–			
		10	5	C	–	4,0	100	127	–	45	8	3
				C	●	4,2		127	–			
				D	–	4,3		127	–			
RGT-VTG-048.20	20	5	A	–	3,2	96	95	–	40	6	2,5	
			A	●	3,5		113	–				
			B	–	3,7		113	–				
	20	5	C	–	4,0	100	127	–	45	8	3	
			C	●	4,2		127	–				
			D	–	4,3		127	–				

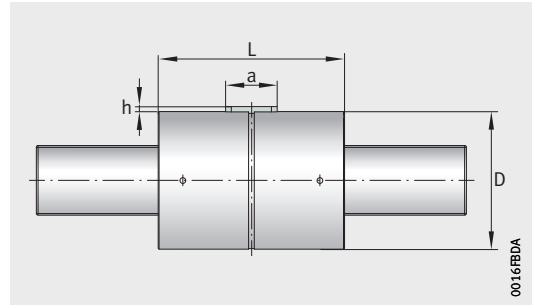
ⓐ Wipers: ● with wiper.

¹⁾ Depending on the variant, nuts are available without a wiper (suffix 0AB), with a wiper (suffix 1AB) or with two wipers (suffix 2AB). Please specify in the ordering designation.

²⁾ Overrunning frictional torque for preloaded nuts RGT-VTG.



With wiper

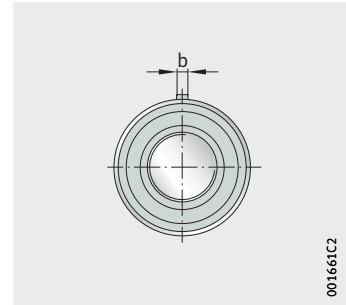


Without wiper

Feather key DIN 6885	Basic load ratings		Spring characteristic number c_K $N^{2/3}/\mu m$	Frictional torque ²⁾ M_V Ncm	Theoretical efficiency		Limiting speed n_G min^{-1}
	dyn. C N	stat. C_0 N			η_1	η_2	
6×6×40	91 000	174 700	56,6	180	0,76	0,69	3 800
	91 000	174 700	56,6				
	117 600	267 300	69,0				
8×7×45	111 800	246 100	66,3	180	0,76	0,69	3 800
	111 800	246 100	66,3				
	137 500	343 600	77,9				
6×6×40	104 100	166 400	34,7	200	0,84	0,81	3 800
	104 100	166 400	34,7				
	135 600	258 200	42,6				
8×7×45	128 700	237 200	40,9	200	0,84	0,81	3 800
	128 700	237 200	40,9				
	159 300	334 000	48,3				
6×6×40	118 100	159 800	21,3	280	0,86	0,84	3 800
	118 100	159 800	21,3				
	159 300	261 100	26,9				
8×7×45	151 200	240 100	25,8	280	0,86	0,84	3 800
	151 200	240 100	25,8				
	183 200	325 900	29,9				

Roller screw drives

Cylindrical nut, two-piece
Standard design



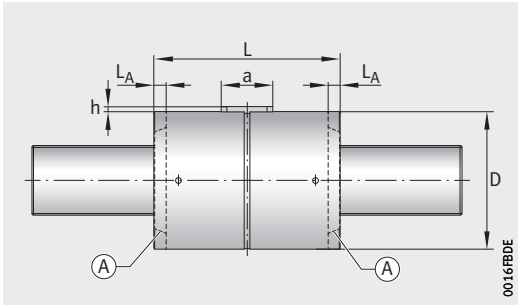
RGT-VTG

Dimension table (continued) - Dimensions in mm

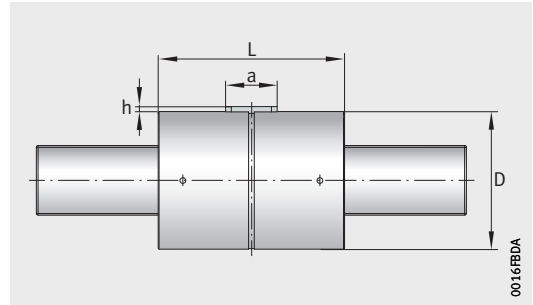
Nominal diameter d_0	Designation	Pitch P	Mobility level	Variant ¹⁾	ⓐ	Mass m ≈ kg	Dimensions			Mounting dimensions		
							D g6	L h12	L_A	a	b h9	h
48	RGT-VTG-048.30 ³⁾	30	5	A	-	3,2	96	95	-	40	6	2,5
				A	●	3,5		113	-			
				B	-	3,7		113	-			
		30	5	C	-	4,0	100	127	-	45	8	3
				C	●	4,2		127	-			
				D	-	4,3		127	-			
	RGT-VTG-048.40	40	5	A	-	3,2	96	95	-	40	6	2,5
				A	●	3,5		113	-			
				B	-	3,7		113	-			
		40	5	C	-	4,0	100	127	-	45	8	3
				C	●	4,2		127	-			
				D	-	4,3		127	-			

ⓐ Wipers: ● with wiper.

- 1) Depending on the variant, nuts are available without a wiper (suffix 0AB), with a wiper (suffix 1AB) or with two wipers (suffix 2AB). Please specify in the ordering designation.
- 2) Overrunning frictional torque for preloaded nuts RGT-VTG.
- 3) This size is available in mobility levels 5 and 6. Please add the mobility level to the ordering designation (suffix GG5 or GG6). Observe the dimension table, see page 258.



With wiper

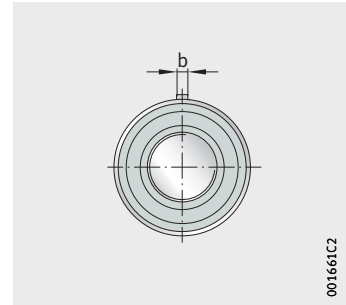


Without wiper

Feather key DIN 6885	Basic load ratings		Spring characteristic number c_K $N^{2/3}/\mu m$	Frictional torque ²⁾ M_V Ncm	Theoretical efficiency		Limiting speed n_G min^{-1}
	dyn. C N	stat. C_0 N			η_1	η_2	
6×6×40	122 700	162 700	16,2	340	0,83	0,80	3 800
	122 700	162 700	16,2				
	161 400	253 500	20,1				
8×7×45	148 700	222 300	18,9	340	0,83	0,80	3 800
	148 700	222 300	18,9				
	186 300	317 700	22,5				
6×6×40	121 900	165 400	13,4	420	0,77	0,69	3 800
	121 900	165 400	13,4				
	156 100	245 800	16,2				
8×7×45	156 100	245 800	16,2	420	0,77	0,69	3 800
	156 100	245 800	16,2				
	189 200	331 300	18,9				

Roller screw drives

Cylindrical nut, two-piece
Standard design



RGT-VTG

Dimension table (continued) - Dimensions in mm

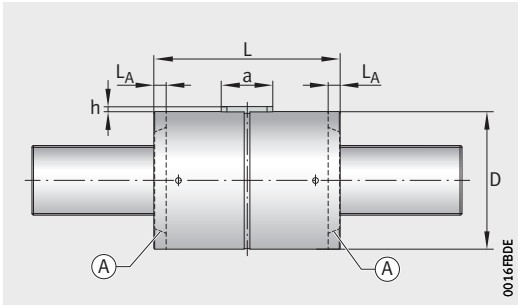
Nominal diameter d_0	Designation	Pitch P	Mobility level	Variant ¹⁾	Ⓐ	Mass m ≈ kg	Dimensions			Mounting dimensions		
							D g6	L h12	L_A	a	b h9	h
48	RGT-VTG-048.06	6	6	A	–	3,0	86	94	–	40	6	2,5
				A	●	3,3		104	–			
	RGT-VTG-048.12	12	6	A	–	3,0	86	94	–	40	6	2,5
				A	●	3,3		104	–			
	RGT-VTG-048.18	18	6	A	–	3,0	86	94	–	40	6	2,5
				A	●	3,3		104	–			
	RGT-VTG-048.30 ³⁾	30	6	A	–	3,0	86	94	–	40	6	2,5
				A	●	3,3		104	–			

Ⓐ Wipers: ● with wiper.

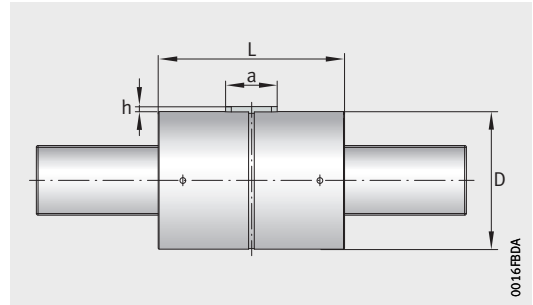
1) Depending on the variant, nuts are available without a wiper (suffix 0AB), with a wiper (suffix 1AB) or with two wipers (suffix 2AB). Please specify in the ordering designation.

2) Overrunning frictional torque for preloaded nuts RGT-VTG.

3) This size is available in mobility levels 5 and 6. Please add the mobility level to the ordering designation (suffix GG5 or GG6). Observe the dimension table, see page 256.



With wiper

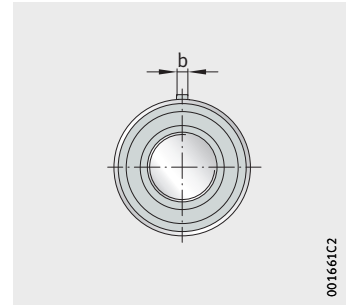


Without wiper

Feather key DIN 6885	Basic load ratings		Spring characteristic number c_K $N^{2/3}/\mu m$	Frictional torque ²⁾ M_V Ncm	Theoretical efficiency		Limiting speed n_G min^{-1}
	dyn. C N	stat. C_0 N			η_1	η_2	
6×6×40	81 100	166 900	57,4	200	0,79	0,73	3 800
	81 100	166 900	57,4				
6×6×40	94 100	163 500	35,7	250	0,85	0,83	3 800
	94 100	163 500	35,7				
6×6×40	103 400	164 900	27,2	280	0,86	0,84	3 800
	103 400	164 900	27,2				
6×6×40	109 000	153 300	18,5	380	0,83	0,80	3 800
	109 000	153 300	18,5				

Roller screw drives

Cylindrical nut, two-piece
Standard design



RGT-VTG

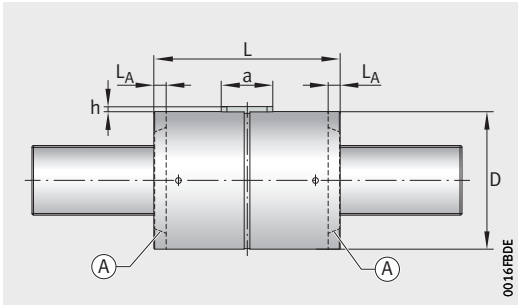
Dimension table (continued) - Dimensions in mm

Nominal diameter d_0	Designation	Pitch P	Mobility level	Variant ¹⁾	ⓐ	Mass m ≈ kg	Dimensions			Mounting dimensions		
							D g6	L h12	L_A	a	b h9	h
56	RGT-VTG-056.12	12	6	A	●	4,2	105	112	–	40	8	3
				B	–	4,7		112	–			
	RGT-VTG-056.24	24	6	A	●	4,2	105	112	–	40	8	3
				B	–	4,7		112	–			
	RGT-VTG-056.30	30	6	A	●	4,2	105	112	–	40	8	3
				B	–	4,7		112	–			
	RGT-VTG-056.36	36	6	A	●	4,2	105	112	–	40	8	3
				B	–	4,7		112	–			

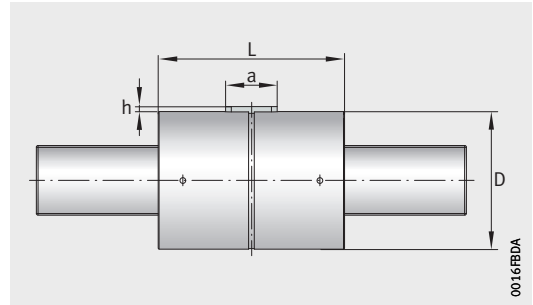
ⓐ Wipers: ● with wiper.

¹⁾ Depending on the variant, nuts are available without a wiper (suffix 0AB), with a wiper (suffix 1AB) or with two wipers (suffix 2AB). Please specify in the ordering designation.

²⁾ Overrunning frictional torque for preloaded nuts RGT-VTG.



With wiper

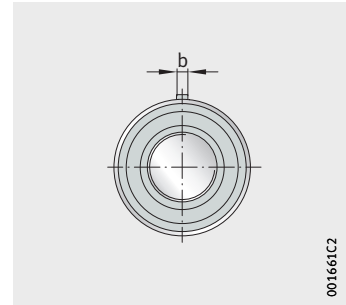


Without wiper

Feather key DIN 6885	Basic load ratings		Spring characteristic number c_K $N^{2/3}/\mu m$	Frictional torque ²⁾ M_V Ncm	Theoretical efficiency		Limiting speed n_G min^{-1}
	dyn. C N	stat. C_0 N			η_1	η_2	
8×7×40	107 600	167 700	35,7	320	0,84	0,81	3 500
	143 900	267 400	44,5				
8×7×40	119 900	160 400	21,8	400	0,86	0,84	3 500
	166 700	270 500	28,0				
8×7×40	127 700	167 200	19,1	480	0,85	0,82	3 500
	176 500	277 700	24,4				
8×7×40	121 700	153 100	16,2	560	0,83	0,79	3 500
	166 600	250 700	20,5				

Roller screw drives

Cylindrical nut, two-piece
Standard design



RGT-VTG

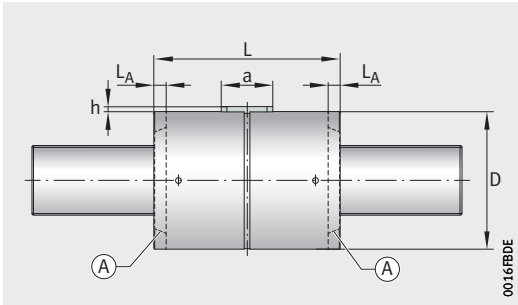
Dimension table (continued) - Dimensions in mm

Nominal diameter d_0	Designation	Pitch P	Mobility level	Variant ¹⁾	ⓐ	Mass m ≈ kg	Dimensions			Mounting dimensions		
							D g6	L h12	L_A	a	b h9	h
63	RGT-VTG-063.05	5	5	A	-	5,9	118	115	-	45	8	3
				A	●	6,1		133	-			
		5	5	C	-	7,8	122	152	-	45	8	3
				C	●	7,8		152	-			
				D	-	8,5		152	-			
				D	-	8,5		152	-			
	RGT-VTG-063.10 ²⁾	10	5	A	-	5,9	118	115	-	45	8	3
				A	●	6,1		133	-			
		10	5	C	-	7,8	122	152	-	45	8	3
				C	●	7,8		152	-			
				D	-	8,5		152	-			
				D	-	8,5		152	-			
RGT-VTG-063.15	15	5	A	-	5,9	118	115	-	45	8	3	
			A	●	6,1		133	-				
	15	5	C	-	7,8	122	152	-	45	8	3	
			C	●	7,8		152	-				
			D	-	8,5		152	-				
			D	-	8,5		152	-				
RGT-VTG-063.20	20	5	A	-	5,9	118	115	-	45	8	3	
			A	●	6,1		133	-				
	20	5	C	-	7,8	122	152	-	45	8	3	
			C	●	7,8		152	-				
			D	-	8,5		152	-				
			D	-	8,5		152	-				
RGT-VTG-063.30	30	5	A	-	5,9	118	115	-	45	8	3	
			A	●	6,1		133	-				
	30	5	C	-	7,8	122	152	-	45	8	3	
			C	●	7,8		152	-				
			D	-	8,5		152	-				
			D	-	8,5		152	-				

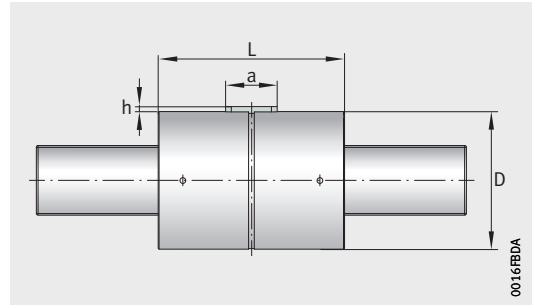
ⓐ Wipers: ● with wiper.

¹⁾ Depending on the variant, nuts are available without a wiper (suffix 0AB), with a wiper (suffix 1AB) or with two wipers (suffix 2AB). Please specify in the ordering designation.

²⁾ This size is available in mobility levels 5 and 6. Please add the mobility level to the ordering designation (suffix GG5 or GG6). Observe the dimension table, see page 266.



With wiper

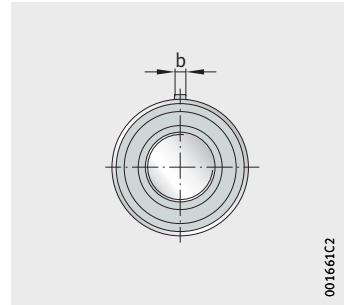


Without wiper

Feather key DIN 6885	Basic load ratings		Spring characteristic number c_K $N^{2/3}/\mu m$	Frictional torque M_V Ncm	Theoretical efficiency		Limiting speed n_G min^{-1}
	dyn. C N	stat. C_0 N			η_1	η_2	
8×7×45	137 000	254 200	66,2	-	0,72	0,61	3 000
	137 000	254 200	66,2				
8×7×45	174 000	378 000	79,4	-	0,72	0,61	3 000
	174 000	378 000	79,4				
	209 800	510 200	91,5				
8×7×45	157 600	250 000	41,3	-	0,82	0,78	3 000
	157 600	250 000	41,3				
8×7×45	203 100	380 100	50,0	-	0,82	0,78	3 000
	203 100	380 100	50,0				
	242 800	505 100	57,2				
8×7×45	172 300	252 000	31,5	-	0,85	0,82	3 000
	172 300	252 000	31,5				
8×7×45	217 100	368 600	37,5	-	0,85	0,82	3 000
	217 100	368 600	37,5				
	267 800	514 100	44,0				
8×7×45	179 700	254 000	26,0	-	0,86	0,84	3 000
	179 700	254 000	26,0				
8×7×45	221 300	357 200	30,4	-	0,86	0,84	3 000
	221 300	357 200	30,4				
	271 700	494 800	35,6				
8×7×45	180 000	257 900	19,8	-	0,86	0,83	3 000
	180 000	257 900	19,8				
8×7×45	226 800	374 400	23,6	-	0,86	0,83	3 000
	226 800	374 400	23,6				
	272 200	498 600	27,1				

Roller screw drives

Cylindrical nut, two-piece
Standard design



RGT-VTG

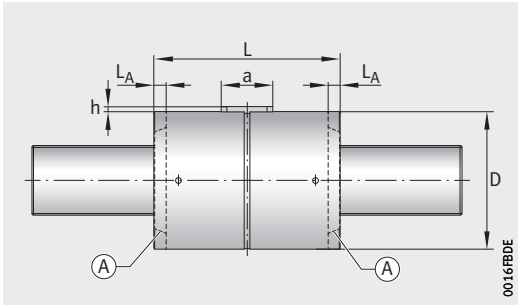
001661C2

Dimension table (continued) - Dimensions in mm

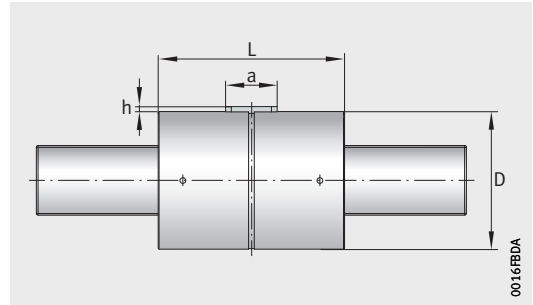
Nominal diameter d_0	Designation	Pitch P	Mobility level	Variant ¹⁾	ⓐ	Mass m ≈ kg	Dimensions			Mounting dimensions		
							D g6	L h12	L_A	a	b h9	h
63	RGT-VTG-063.40	40	5	A	–	5,9	118	115	–	45	8	3
				A	●	6,1		133	–			
		40	5	C	–	7,8	122	152	–	45	8	3
				C	●	7,8		152	–			
				D	–	8,5		152	–			
				D	●	8,5		152	–			
	RGT-VTG-063.45	45	5	A	–	5,9	118	115	–	45	8	3
				A	●	6,1		133	–			
		45	5	C	–	7,8	122	152	–	45	8	3
				C	●	7,8		152	–			
				D	–	8,5		152	–			
				D	●	8,5		152	–			

ⓐ Wipers: ● with wiper.

¹⁾ Depending on the variant, nuts are available without a wiper (suffix 0AB), with a wiper (suffix 1AB) or with two wipers (suffix 2AB). Please specify in the ordering designation.



With wiper

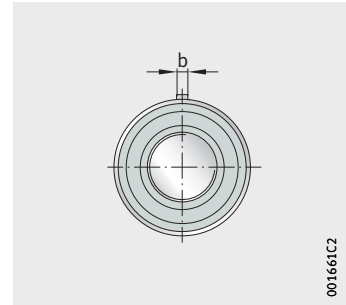


Without wiper

Feather key DIN 6885	Basic load ratings		Spring characteristic number c_K $N^{2/3}/\mu m$	Frictional torque M_V Ncm	Theoretical efficiency		Limiting speed n_G min^{-1}
	dyn. C N	stat. C_0 N			η_1	η_2	
8×7×45	168 700	237 100	15,6	-	0,83	0,80	3 000
	168 700	237 100	15,6				
8×7×45	210 400	338 400	18,5	-	0,83	0,80	3 000
	210 400	338 400	18,5				
	271 100	502 200	22,4				
8×7×45	162 700	226 800	141,0	-	0,81	0,76	3 000
	162 700	226 800	141,0				
8×7×45	209 600	340 200	17,1	-	0,81	0,76	3 000
	209 600	340 200	17,1				
	255 100	462 100	19,8				

Roller screw drives

Cylindrical nut, two-piece
Standard design



RGT-VTG

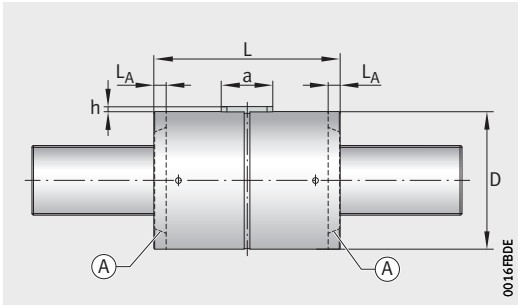
Dimension table (continued) - Dimensions in mm

Nominal diameter d_0	Designation	Pitch P	Mobility level	Variant ¹⁾	ⓐ	Mass m ≈ kg	Dimensions			Mounting dimensions		
							D g6	L h12	L_A	a	b h9	h
63	RGT-VTG-063.10 ²⁾	10	6	A	–	4,6	115	111	–	45	8	3
				A	●	6,1	120	129	–			
				B	–	7,3	120	129	–			
	RGT-VTG-063.12	12	6	A	–	4,6	115	111	–	45	8	3
				A	●	6,1	120	129	–			
				B	–	7,3	120	129	–			
	RGT-VTG-063.18	18	6	A	–	4,6	115	111	–	45	8	3
				A	●	6,1	120	129	–			
				B	–	7,3	120	129	–			
	RGT-VTG-063.24	24	6	A	–	4,6	115	111	–	45	8	3
				A	●	6,1	120	129	–			
				B	–	7,3	120	129	–			

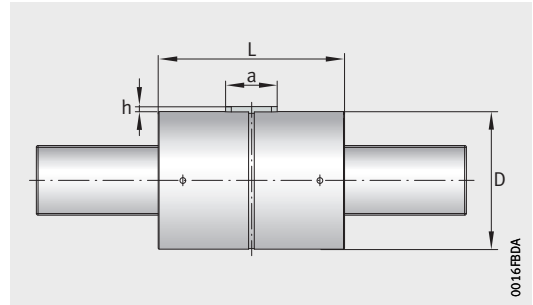
ⓐ Wipers: ● with wiper.

1) Depending on the variant, nuts are available without a wiper (suffix 0AB), with a wiper (suffix 1AB) or with two wipers (suffix 2AB). Please specify in the ordering designation.

2) This size is available in mobility levels 5 and 6. Please add the mobility level to the ordering designation (suffix GG5 or GG6). Observe the dimension table, see page 262.



With wiper

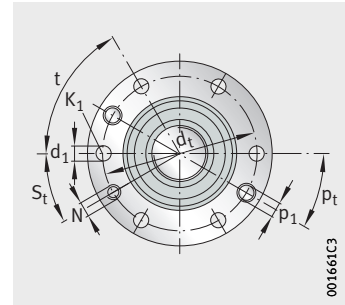


Without wiper

Feather key DIN 6885	Basic load ratings		Spring characteristic number c_K $N^{2/3}/\mu m$	Frictional torque M_V Ncm	Theoretical efficiency		Limiting speed n_G min^{-1}
	dyn. C N	stat. C_0 N			η_1	η_2	
8×7×45	145 300	271 600	50,3	-	0,82	0,78	3 000
	145 300	271 600	50,3				
	176 000	367 800	58,2				
8×7×45	152 000	274 300	44,7	-	0,83	0,80	3 000
	152 000	274 300	44,7				
	181 800	364 000	51,2				
8×7×45	161 300	263 700	33,4	-	0,86	0,83	3 000
	161 300	263 700	33,4				
	196 300	359 200	38,8				
8×7×45	171 300	265 500	27,6	-	0,86	0,84	3 000
	171 300	265 500	27,6				
	201 200	341 400	31,1				

Roller screw drives

Flanged nut, two-piece
Standard design



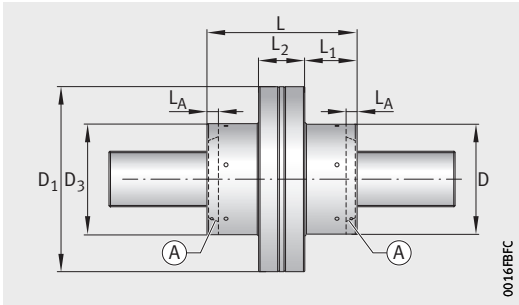
RGT-VTL

Dimension table · Dimensions in mm

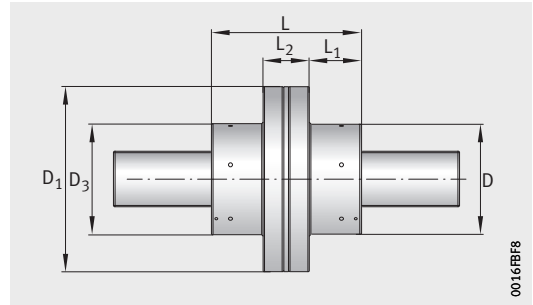
Nominal diameter d_0	Designation	Pitch P	Mobility level	Variant ¹⁾	ⓐ	Mass m ≈ kg	Dimensions						
							D g6	D ₁	D ₃ ^{+0,5} ₀	L h12	L _A	L ₁	L ₂
5	RGT-VTL-005.01	1	3	A	–	0,2	19	40	19	31	–	9,5	12
				A	●	0,2				41	–	14,5	
				B	–	0,2				41	–	14,5	
	RGT-VTL-005.02	2	3	A	–	0,2	19	40	19	31	–	9,5	12
				A	●	0,2				41	–	14,5	
				B	–	0,2				41	–	14,5	
	RGT-VTL-005.04	4	3	A	–	0,2	19	40	19	31	–	9,5	12
				A	●	0,2				41	–	14,5	
				B	–	0,2				41	–	14,5	

ⓐ Wipers: ● with wiper.

- 1) Depending on the variant, nuts are available without a wiper (suffix 0AB), with a wiper (suffix 1AB) or with two wipers (suffix 2AB). Please specify in the ordering designation.
- 2) Two holes are located by means of dowels, to hold the nut halves in place.
- 3) Overrunning frictional torque for preloaded nuts RGT-VTL.

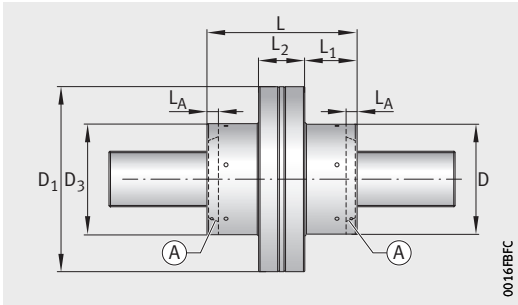


With wiper

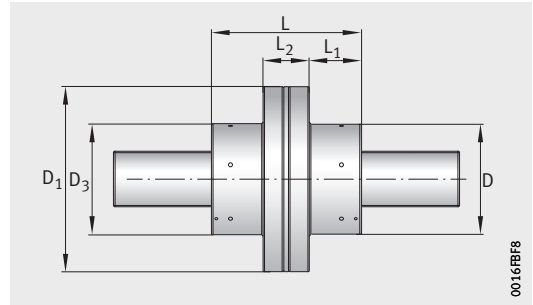


Without wiper

Mounting dimensions						Lubrication ²⁾		Basic load ratings		Spring characteristic number c_K $N^{2/3}/\mu m$	Frictional torque ³⁾ M_V Ncm	Theoretical efficiency		Limiting speed n_G min^{-1}
d_t	t °	d_1	K_1	p_1	p_t °	N	S_t °	dyn. C N	stat. C_0 N			η_1	η_2	
30	60	4,5	M4	5	30	M6	30	2 600	4 800	22,5	3	0,85	0,82	6 000
								2 600	4 800	22,5				
								4 100	10 300	32,3				
30	60	4,5	M4	5	30	M6	30	3 000	4 900	14,2	4	0,86	0,84	6 000
								3 000	4 900	14,2				
								4 800	10 400	20,3				
30	60	4,5	M4	5	30	M6	30	3 300	4 600	8,7	5	0,74	0,65	6 000
								3 300	4 600	8,7				
								5 500	10 500	12,8				



With wiper

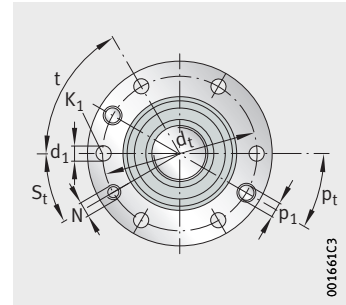


Without wiper

Mounting dimensions						Lubrication ²⁾		Basic load ratings		Spring characteristic number c_K $N^{2/3}/\mu m$	Frictional torque ³⁾ M_V Ncm	Theoretical efficiency		Limiting speed n_G min^{-1}
d_t	t °	d_1	K_1	p_1	p_t °	N	S_t °	dyn. C N	stat. C_0 N			η_1	η_2	
31	60	4,5	M4	5	30	M6	30	4 100	7 300	34,0	3	0,79	0,73	5 800
								4 100	7 300	34,0				
								6 600	15 400	48,7				
36	60	4,5	M4	5	30	M6	30	4 900	9 600	38,7	3	0,79	0,73	5 800
								4 900	9 600	38,7				
								7 300	18 000	52,7				
31	60	4,5	M4	5	30	M6	30	4 800	7 400	21,4	4	0,85	0,83	5 800
								4 800	7 400	21,4				
								7 700	15 500	30,7				
36	60	4,5	M4	5	30	M6	30	5 700	9 700	24,4	4	0,85	0,83	5 800
								5 700	9 700	24,4				
								8 500	18 000	33,2				
31	60	4,5	M4	5	30	M6	30	5 500	7 500	13,5	5	0,85	0,83	5 800
								5 500	7 500	13,5				
								8 900	15 600	19,3				
36	60	4,5	M4	5	30	M6	30	6 600	9 800	15,4	5	0,85	0,83	5 800
								6 600	9 800	15,4				
								9 800	18 100	20,9				
31	60	4,5	M4	5	30	M6	30	5 700	7 300	11,5	6	0,83	0,80	5 800
								5 700	7 300	11,5				
								9 200	15 400	16,5				
36	60	4,5	M4	5	30	M6	30	6 600	9 300	12,8	6	0,83	0,80	5 800
								6 600	9 300	12,8				
								10 000	17 500	17,7				

Roller screw drives

Flanged nut, two-piece
Standard design



RGT-VTL

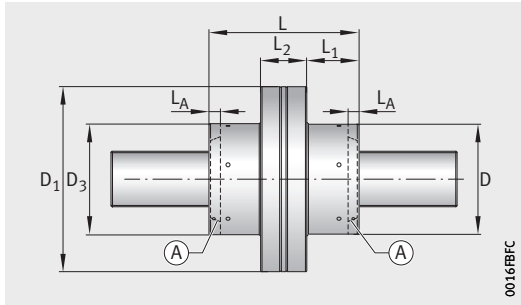
001661C3

Dimension table (continued) - Dimensions in mm

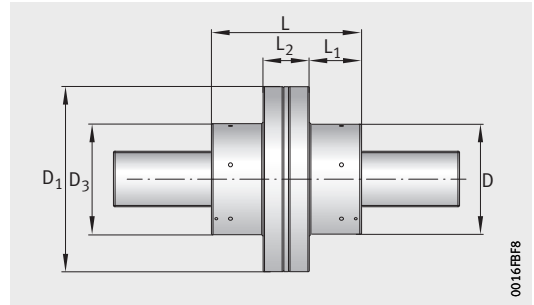
Nominal diameter d_0	Designation	Pitch P	Mobility level	Variant ¹⁾	⊗	Mass m ≈ kg	Dimensions						
							D g6	D_1	D_3 ^{+0,5} ₀	L h12	L_A	L_1	L_2
12	RGT-VTL-012.01	1	4	A	–	0,3	32	51	32	31	–	7,5	16
				A	●	0,3				41	–	12,5	
				B	–	0,3				41	–	12,5	
		1	4	C	–	0,3	32	51	32	44	–	14,0	16
				C	●	0,3				44	–	14,0	
				D	–	0,3				44	–	14,0	
	RGT-VTL-012.02	2	5	A	–	0,3	30	51	30	31	–	7,5	16
				A	●	0,3				41	–	12,5	
				B	–	0,3				41	–	12,5	
		2	5	C	–	0,3	30	51	30	44	–	14,0	16
				C	●	0,3				44	–	14,0	
	RGT-VTL-012.04	4	5	A	–	0,3	30	51	30	31	–	7,5	16
				A	●	0,3				41	–	12,5	
				B	–	0,3				41	–	12,5	
		4	5	C	–	0,3	30	51	30	44	–	14,0	16
				C	●	0,3				44	–	14,0	
RGT-VTL-012.05	5	5	A	–	0,3	30	51	30	31	–	7,5	16	
			A	●	0,3				41	–	12,5		
			B	–	0,3				41	–	12,5		
	5	5	C	–	0,3	30	51	30	44	–	14,0	16	
			C	●	0,3				44	–	14,0		
RGT-VTL-012.10	10	5	A	–	0,3	30	51	30	31	–	7,5	16	
			A	●	0,3				41	–	12,5		
			B	–	0,3				41	–	12,5		
	10	5	C	–	0,3	30	51	30	44	–	14,0	16	
			C	●	0,3				44	–	14,0		

⊗ Wipers: ● with wiper.

- 1) Depending on the variant, nuts are available without a wiper (suffix 0AB), with a wiper (suffix 1AB) or with two wipers (suffix 2AB). Please specify in the ordering designation.
- 2) Two holes are located by means of dowels, to hold the nut halves in place.
- 3) Overrunning frictional torque for preloaded nuts RGT-VTL.



With wiper

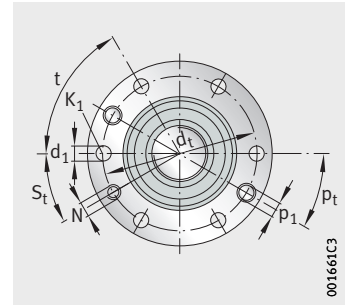


Without wiper

Mounting dimensions						Lubrication ²⁾		Basic load ratings		Spring characteristic number c_K $N^{2/3}/\mu m$	Frictional torque ³⁾ M_V Ncm	Theoretical efficiency		Limiting speed n_G min^{-1}
d_t	t °	d_1	K_1	p_1	p_t °	N	S_t °	dyn. C N	stat. C_0 N			η_1	η_2	
41	60	4,5	M4	5	30	M6	30	6 200	7 600	32,7	3	0,73	0,62	5 600
								6 200	7 600	32,7				
								10 400	18 000	48,2				
41	60	4,5	M4	5	30	M6	30	7 400	10 300	37,2	3	0,73	0,62	5 600
								7 400	10 300	37,2				
								11 200	20 100	50,7				
41	60	4,5	M4	5	30	M6	30	7 400	10 000	29,5	4	0,82	0,78	5 600
								7 400	10 000	29,5				
								13 200	24 300	45,5				
41	60	4,5	M4	5	30	M6	30	8 700	13 000	33,3	4	0,82	0,78	5 600
								8 700	13 000	33,3				
41	60	4,5	M4	5	30	M6	30	8 300	9 700	18,2	5	0,86	0,84	5 600
								8 300	9 700	18,2				
								15 100	24 000	28,4				
41	60	4,5	M4	5	30	M6	30	10 100	13 100	21,0	5	0,86	0,84	5 600
								10 100	13 100	21,0				
41	60	4,5	M4	5	30	M6	30	8 900	10 200	16,0	6	0,86	0,84	5 600
								8 900	10 200	16,0				
								16 100	24 700	24,8				
41	60	4,5	M4	5	30	M6	30	1 060	13 400	18,2	6	0,86	0,84	5 600
								1 060	13 400	18,2				
41	60	4,5	M4	5	30	M6	30	10 000	10 500	10,1	8	0,77	0,69	5 600
								10 000	10 500	10,1				
								17 400	23 800	15,2				
41	60	4,5	M4	5	30	M6	30	11 300	12 600	11,0	8	0,77	0,69	5 600
								11 300	12 600	11,0				

Roller screw drives

Flanged nut, two-piece
Standard design



RGT-VTL

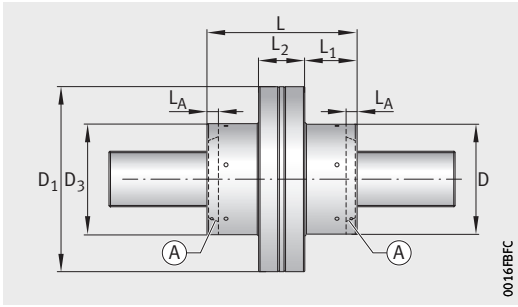
001661C3

Dimension table (continued) - Dimensions in mm

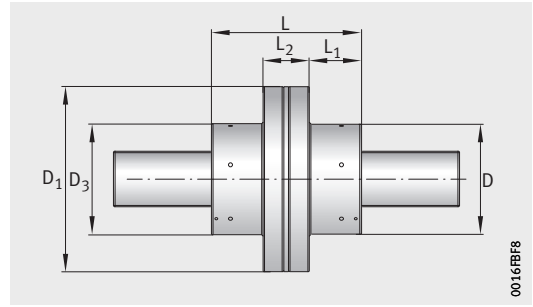
Nominal diameter d_0	Designation	Pitch P	Mobility level	Variant ¹⁾	⊗	Mass m ≈ kg	Dimensions						
							D g6	D ₁	D ₃ ^{+0,5} ₀	L h12	L _A	L ₁	L ₂
15	RGT-VTL-015.02	2	5	A	-	0,4	34	58	34	35	-	8,5	18
				A	●	0,4				45	-	13,5	
				B	-	0,4				45	-	13,5	
		2	5	C	-	0,5	35	58	35	50	-	16,0	18
				C	●	0,5				50	-	16,0	
				D	-	0,5				50	-	16,0	
	RGT-VTL-015.04	4	5	A	-	0,4	34	58	34	35	-	8,5	18
				A	●	0,4				45	-	13,5	
				B	-	0,4				45	-	13,5	
		4	5	C	-	0,5	35	58	35	50	-	16,0	18
				C	●	0,5				50	-	16,0	
				D	-	0,5				50	-	16,0	
	RGT-VTL-015.05	5	5	A	-	0,4	34	58	34	35	-	8,5	18
				A	●	0,4				45	-	13,5	
				B	-	0,4				45	-	13,5	
		5	5	C	-	0,5	35	58	35	50	-	16,0	18
				C	●	0,5				50	-	16,0	
				D	-	0,5				50	-	16,0	
RGT-VTL-015.06	6	5	A	-	0,4	34	58	34	35	-	8,5	18	
			A	●	0,4				45	-	13,5		
			B	-	0,4				45	-	13,5		
	6	5	C	-	0,5	35	58	35	50	-	16,0	18	
			C	●	0,5				50	-	16,0		
			D	-	0,5				50	-	16,0		

⊗ Wipers: ● with wiper.

- 1) Depending on the variant, nuts are available without a wiper (suffix 0AB), with a wiper (suffix 1AB) or with two wipers (suffix 2AB). Please specify in the ordering designation.
- 2) Two holes are located by means of dowels, to hold the nut halves in place.
- 3) Overrunning frictional torque for preloaded nuts RGT-VTL.



With wiper

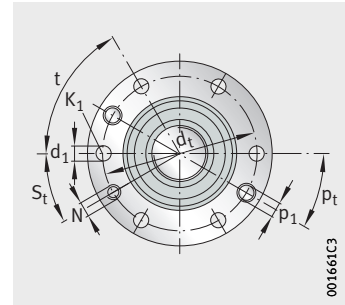


Without wiper

Mounting dimensions						Lubrication ²⁾		Basic load ratings		Spring characteristic number c_K $N^{2/3}/\mu m$	Frictional torque ³⁾ M_V Ncm	Theoretical efficiency		Limiting speed n_G min^{-1}
d_t	t °	d_1	K_1	p_1	p_t °	N	S_t °	dyn. C N	stat. C_0 N			η_1	η_2	
46	60	5,5	M5	5	30	M6	30	8 700	11 200	30,6	6	0,80	0,75	5 500
								8 700	11 200	30,6				
								14 000	24 300	43,8				
46	60	5,5	M5	5	30	M6	30	11 300	17 300	37,2	6	0,80	0,75	5 500
								11 300	17 300	37,2				
								16 500	31 100	49,5				
46	60	5,5	M5	5	30	M6	30	9 800	10 900	18,9	7	0,86	0,83	5 500
								9 800	10 900	18,9				
								16 200	24 500	27,6				
46	60	5,5	M5	5	30	M6	30	12 800	16 900	23,1	7	0,86	0,83	5 500
								12 800	16 900	23,1				
								19 100	31 300	31,2				
46	60	5,5	M5	5	30	M6	30	10 500	11 500	16,6	9	0,86	0,84	5 500
								10 500	11 500	16,6				
								17 000	24 500	23,8				
46	60	5,5	M5	5	30	M6	30	13 800	17 800	20,4	9	0,86	0,84	5 500
								13 800	17 800	20,4				
								20 100	31 600	27,0				
46	60	5,5	M5	5	30	M6	30	10 300	10 600	14,1	10	0,86	0,84	5 500
								10 300	10 600	14,1				
								17 600	24 600	21,1				
46	60	5,5	M5	5	30	M6	30	13 600	16 500	17,4	10	0,86	0,84	5 500
								13 600	16 500	17,4				
								20 700	31 400	23,8				

Roller screw drives

Flanged nut, two-piece
Standard design



RGT-VTL

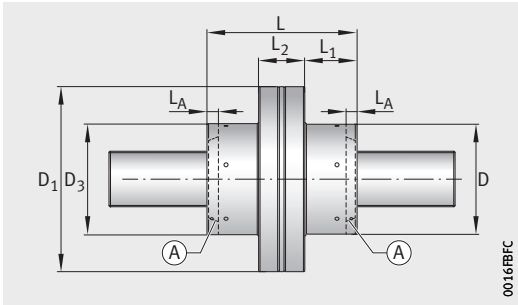
001661C3

Dimension table (continued) - Dimensions in mm

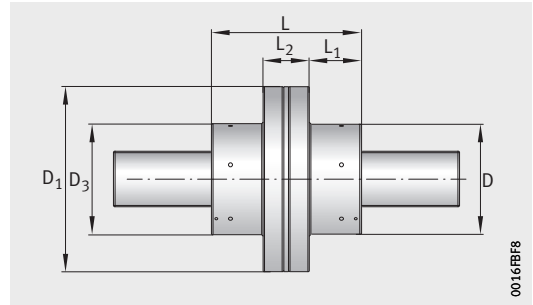
Nominal diameter d_0	Designation	Pitch P	Mobility level	Variant ¹⁾	ⓐ	Mass m ≈ kg	Dimensions						
							D g6	D ₁	D ₃ ^{+0,5} ₀	L h12	L _A	L ₁	L ₂
15	RGT-VTL-015.08	8	5	A	–	0,4	34	58	34	35	–	8,5	18
				A	●	0,4				45	–	13,5	
				B	–	0,4				45	–	13,5	
		8	5	C	–	0,5	35	58	35	50	–	16,0	18
				C	●	0,5				50	–	16,0	
				D	–	0,5				50	–	16,0	
	RGT-VTL-015.10	10	5	A	–	0,4	34	58	34	35	–	8,5	18
				A	●	0,4				45	–	13,5	
				B	–	0,4				45	–	13,5	
		10	5	C	–	0,5	35	58	35	50	–	16,0	18
				C	●	0,5				50	–	16,0	
				D	–	0,5				50	–	16,0	

ⓐ Wipers: ● with wiper.

- 1) Depending on the variant, nuts are available without a wiper (suffix 0AB), with a wiper (suffix 1AB) or with two wipers (suffix 2AB). Please specify in the ordering designation.
- 2) Two holes are located by means of dowels, to hold the nut halves in place.
- 3) Overrunning frictional torque for preloaded nuts RGT-VTL.



With wiper

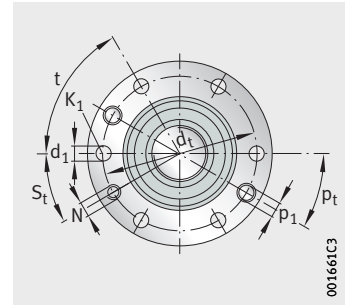


Without wiper

Mounting dimensions						Lubrication ²⁾		Basic load ratings		Spring characteristic number c_K $N^{2/3}/\mu m$	Frictional torque ³⁾ M_V Ncm	Theoretical efficiency		Limiting speed n_G min^{-1}
d_t	t °	d_1	K_1	p_1	p_t °	N	S_t °	dyn. C N	stat. C_0 N			η_1	η_2	
46	60	5,5	M5	5	30	M6	30	10 600	10 300	11,4	12	0,85	0,82	5 500
								10 600	10 300	11,4				
								17 400	22 600	16,6				
46	60	5,5	M5	5	30	M6	30	14 100	16 200	14,1	12	0,85	0,82	5 500
								14 100	16 200	14,1				
								20 700	29 300	18,9				
46	60	5,5	M5	5	30	M6	30	10 400	9 500	9,4	14	0,82	0,78	5 500
								10 400	9 500	9,4				
								17 800	22 200	14,1				
46	60	5,5	M5	5	30	M6	30	14 900	16 800	12,4	14	0,82	0,78	5 500
								14 900	16 800	12,4				
								22 100	30 500	16,6				

Roller screw drives

Flanged nut, two-piece
Standard design



RGT-VTL

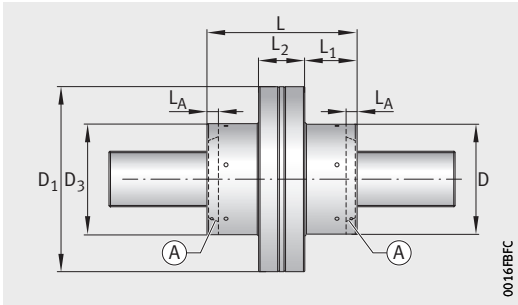
001661C3

Dimension table (continued) - Dimensions in mm

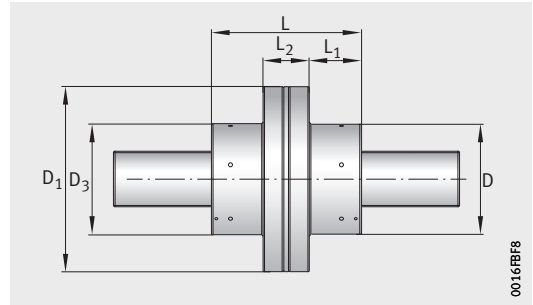
Nominal diameter d_0	Designation	Pitch P	Mobility level	Variant ¹⁾	ⓐ	Mass m ≈ kg	Dimensions						
							D g6	D ₁	D ₃ ^{+0,5} ₀	L h12	L _A	L ₁	L ₂
20	RGT-VTL-020.02	2	5	A	–	0,6	42	68	42	55	–	18,5	18
				A	●	0,7				65	–	23,5	
				B	–	0,7				65	–	23,5	
	RGT-VTL-020.04	4	5	A	–	0,6	42	68	42	55	–	18,5	18
				A	●	0,7				65	–	23,5	
				B	–	0,7				65	–	23,5	
	RGT-VTL-020.05	5	5	A	–	0,6	42	68	42	55	–	18,5	18
				A	●	0,7				65	–	23,5	
				B	–	0,7				65	–	23,5	
	RGT-VTL-020.06	6	5	A	–	0,6	42	68	42	55	–	18,5	18
				A	●	0,7				65	–	23,5	
				B	–	0,7				65	–	23,5	
	RGT-VTL-020.10	10	5	A	–	0,6	42	68	42	55	–	18,5	18
				A	●	0,7				65	–	23,5	
				B	–	0,7				65	–	23,5	
	RGT-VTL-020.12	12	5	A	–	0,6	42	68	42	55	–	18,5	18
				A	●	0,7				65	–	23,5	
				B	–	0,7				65	–	23,5	
	RGT-VTL-020.20	20	5	A	–	0,6	42	68	42	55	–	18,5	18
				A	●	0,7				65	–	23,5	
				B	–	0,7				65	–	23,5	

ⓐ Wipers: ● with wiper.

- 1) Depending on the variant, nuts are available without a wiper (suffix 0AB), with a wiper (suffix 1AB) or with two wipers (suffix 2AB). Please specify in the ordering designation.
- 2) Two holes are located by means of dowels, to hold the nut halves in place.
- 3) Overrunning frictional torque for preloaded nuts RGT-VTL.



With wiper

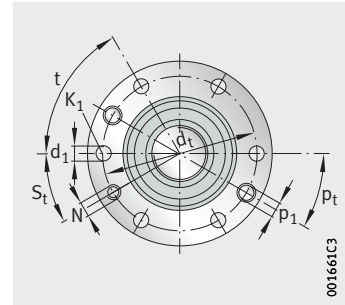


Without wiper

Mounting dimensions						Lubrication ²⁾		Basic load ratings		Spring characteristic number c_K $N^{2/3}/\mu m$	Frictional torque ³⁾ M_V Ncm	Theoretical efficiency		Limiting speed n_G min^{-1}
d_t	t °	d_1	K_1	p_1	p_t °	N	S_t °	dyn. C N	stat. C_0 N			η_1	η_2	
56	60	5,5	M5	6	30	M6	30	17 800	33 200	49,3	18	0,76	0,69	5 200
								17 800	33 200	49,3				
								23 500	51 400	60,9				
56	60	5,5	M5	6	30	M6	30	20 500	32 700	30,8	20	0,84	0,81	5 200
								20 500	32 700	30,8				
								27 400	51 600	38,4				
56	60	5,5	M5	6	30	M6	30	21 900	33 900	26,9	24	0,85	0,83	5 200
								21 900	33 900	26,9				
								28 900	52 000	33,2				
56	60	5,5	M5	6	30	M6	30	22 400	32 900	23,5	26	0,86	0,84	5 200
								22 400	32 900	23,5				
								29 400	50 200	28,9				
56	60	5,5	M5	6	30	M6	30	24 500	32 600	16,5	35	0,85	0,83	5 200
								24 500	32 600	16,5				
								32 600	50 600	20,5				
56	60	5,5	M5	6	30	M6	30	25 600	33 500	14,8	40	0,83	0,80	5 200
								25 600	33 500	14,8				
								33 700	50 800	18,2				
56	60	5,5	M5	6	30	M6	30	25 400	30 100	9,9	50	0,67	0,50	5 200
								25 400	30 100	9,9				
								36 200	51 500	12,9				

Roller screw drives

Flanged nut, two-piece
Standard design



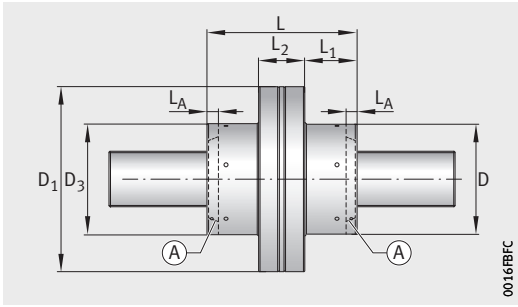
RGT-VTL

Dimension table (continued) - Dimensions in mm

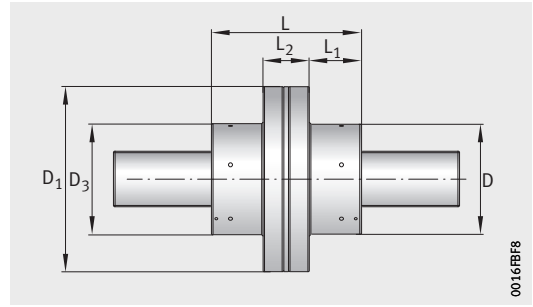
Nominal diameter d_0	Designation	Pitch P	Mobility level	Variant ¹⁾	⊙	Mass m ≈ kg	Dimensions						
							D	D ₁	D ₃ ^{+0,5} ₀	L h12	L _A	L ₁	L ₂
21	RGT-VTL-021.02	2	5	A	●	0,7	45	68	45	64	–	23	18
				B	–	0,7				64	–	23	
	RGT-VTL-021.04	4	5	A	●	0,7	45	68	45	64	–	23	18
				B	–	0,7				64	–	23	
	RGT-VTL-021.05	5	5	A	●	0,7	45	68	45	64	–	23	18
				B	–	0,7				64	–	23	
	RGT-VTL-021.06	6	5	A	●	0,7	45	68	45	64	–	23	18
				B	–	0,7				64	–	23	
	RGT-VTL-021.10	10	5	A	●	0,7	45	68	45	64	–	23	18
				B	–	0,7				64	–	23	
	RGT-VTL-021.12	12	5	A	●	0,7	45	68	45	64	–	23	18
				B	–	0,7				64	–	23	
	RGT-VTL-021.20	20	5	A	●	0,7	45	68	45	64	–	23	18
				B	–	0,7				64	–	23	

⊙ Wipers: ● with wiper.

- 1) Depending on the variant, nuts are available without a wiper (suffix 0AB), with a wiper (suffix 1AB) or with two wipers (suffix 2AB). Please specify in the ordering designation.
- 2) Two holes are located by means of dowels, to hold the nut halves in place.
- 3) Overrunning frictional torque for preloaded nuts RGT-VTL.



With wiper

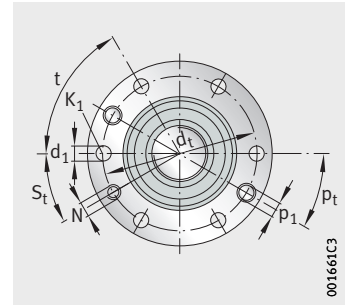


Without wiper

Mounting dimensions						Lubrication ²⁾		Basic load ratings		Spring characteristic number c_K $N^{2/3}/\mu m$	Frictional torque ³⁾ M_V Ncm	Theoretical efficiency		Limiting speed n_G min^{-1}
d_t	t °	d_1	K_1	p_1	p_t °	N	S_t °	dyn. C N	stat. C_0 N			η_1	η_2	
56	60	5,5	M5	6	30	M6	30	24 000	45 100	58,8	20	0,75	0,67	5 200
								31 300	68 800	72,1				
56	60	5,5	M5	6	30	M6	30	28 400	45 300	37,0	22	0,83	0,80	5 200
								36 700	68 100	45,1				
56	60	5,5	M5	6	30	M6	30	30 000	45 500	31,9	25	0,85	0,82	5 200
								39 000	69 200	39,1				
56	60	5,5	M5	6	30	M6	30	30 900	44 700	28,0	30	0,86	0,83	5 200
								40 000	67 300	34,2				
56	60	5,5	M5	6	30	M6	30	33 000	41 600	19,1	38	0,86	0,83	5 200
								43 600	64 900	23,8				
56	60	5,5	M5	6	30	M6	30	34 700	42 800	17,1	45	0,84	0,81	5 200
								45 300	65 200	21,1				
56	60	5,5	M5	6	30	M6	30	30 600	31 400	10,0	60	0,71	0,59	5 200
								39 200	46 300	12,1				

Roller screw drives

Flanged nut, two-piece
Standard design



RGT-VTL

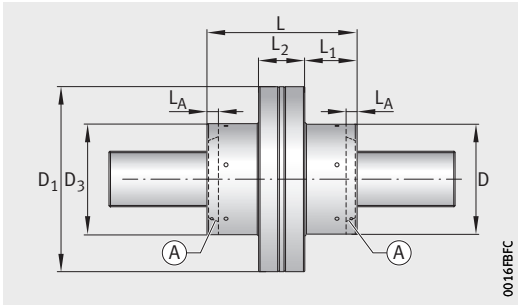
001661C3

Dimension table (continued) - Dimensions in mm

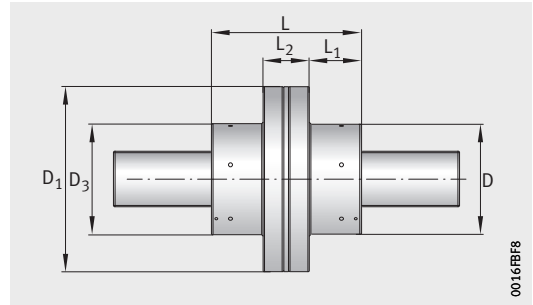
Nominal diameter d_0	Designation	Pitch P	Mobility level	Variant ¹⁾	ⓐ	Mass m ≈ kg	Dimensions						
							D g6	D ₁	D ₃ ^{+0,5} ₀	L h12	L _A	L ₁	L ₂
24	RGT-VTL-024.02	2	5	A	–	0,8	48	80	48	55	–	17,5	20
				A	●	0,9				65	–	22,5	
				B	–	0,9				65	–	22,5	
	RGT-VTL-024.04	4	5	A	–	0,8	48	80	48	55	–	17,5	20
				A	●	0,9				65	–	22,5	
				B	–	0,9				65	–	22,5	
	RGT-VTL-024.05	5	5	A	–	0,8	48	80	48	55	–	17,5	20
				A	●	0,9				65	–	22,5	
				B	–	0,9				65	–	22,5	
	RGT-VTL-024.06	6	5	A	–	0,8	48	80	48	55	–	17,5	20
				A	●	0,9				65	–	22,5	
				B	–	0,9				65	–	22,5	
	RGT-VTL-024.12	12	5	A	–	0,8	48	80	48	55	–	17,5	20
				A	●	0,9				65	–	22,5	
				B	–	0,9				65	–	22,5	
	RGT-VTL-024.20	20	5	A	–	0,8	48	80	48	55	–	17,5	20
				A	●	0,9				65	–	22,5	
				B	–	0,9				65	–	22,5	

ⓐ Wipers: ● with wiper.

- 1) Depending on the variant, nuts are available without a wiper (suffix 0AB), with a wiper (suffix 1AB) or with two wipers (suffix 2AB). Please specify in the ordering designation.
- 2) Two holes are located by means of dowels, to hold the nut halves in place.
- 3) Overrunning frictional torque for preloaded nuts RGT-VTL.



With wiper

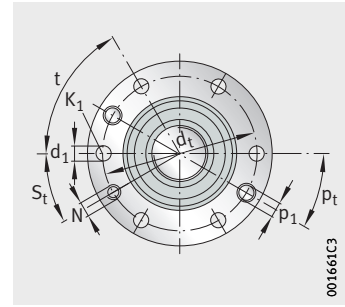


Without wiper

Mounting dimensions						Lubrication ²⁾		Basic load ratings		Spring characteristic number c_K $N^{2/3}/\mu m$	Frictional torque ³⁾ M_V Ncm	Theoretical efficiency		Limiting speed n_G min^{-1}
d_t	t °	d_1	K_1	p_1	p_t °	N	S_t °	dyn. C N	stat. C_0 N			η_1	η_2	
66	60	6,5	M6	6	30	M6	30	23 100	38 700	54,5	24	0,73	0,62	5 000
								23 100	38 700	54,5				
								33 400	71 600	72,4				
66	60	6,5	M6	6	30	M6	30	27 400	39 000	34,3	28	0,82	0,78	5 000
								27 400	39 000	34,3				
								39 500	71 900	45,6				
66	60	6,5	M6	6	30	M6	30	28 900	39 200	29,6	32	0,84	0,81	5 000
								28 900	39 200	29,6				
								41 900	72 600	39,5				
66	60	6,5	M6	6	30	M6	30	30 100	39 300	26,2	50	0,85	0,83	5 000
								30 100	39 300	26,2				
								42 700	70 000	34,3				
66	60	6,5	M6	6	30	M6	30	32 200	34 600	15,4	70	0,85	0,83	5 000
								32 200	34 600	15,4				
								70 900	50 000	21,6				
66	60	6,5	M6	6	30	M6	30	33 200	32 000	10,4	85	0,77	0,69	5 000
								33 200	32 000	10,4				
								49 800	61 400	14,2				

Roller screw drives

Flanged nut, two-piece
Standard design



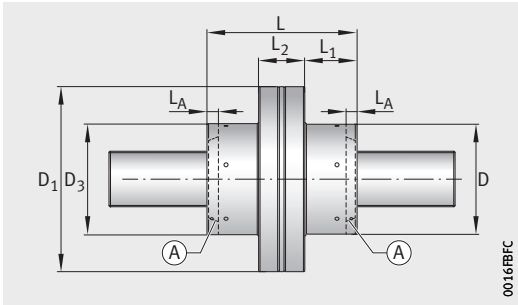
RGT-VTL

Dimension table (continued) - Dimensions in mm

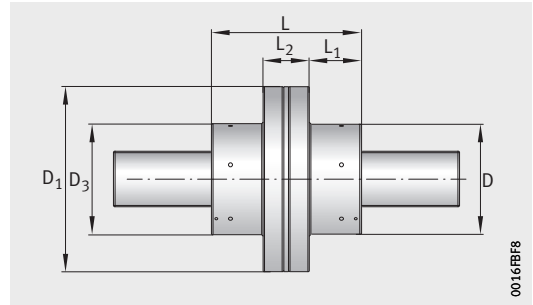
Nominal diameter d_0	Designation	Pitch P	Mobility level	Variant ¹⁾	⊗	Mass m ≈ kg	Dimensions						
							D	D ₁	D ₃ ^{+0,5} ₀	L h12	L _A	L ₁	L ₂
25	RGT-VTL-025.02	2	5	A	●	1,3	56	84	56	78	–	29	20
				B	–	1,3	56	84	56	78	–	29	
	RGT-VTL-025.04	4	5	A	●	1,3	56	84	56	78	–	29	20
				B	–	1,3	56	84	56	78	–	29	
	RGT-VTL-025.05	5	5	A	●	1,3	56	84	56	78	–	29	20
				B	–	1,3	56	84	56	78	–	29	
	RGT-VTL-025.06	6	5	A	●	1,3	56	84	56	78	–	29	20
				B	–	1,3	56	84	56	78	–	29	
	RGT-VTL-025.12	12	5	A	●	1,3	56	84	56	78	–	29	20
				B	–	1,3	56	84	56	78	–	29	
	RGT-VTL-025.20	20	5	A	●	1,3	56	84	56	78	–	29	20
				B	–	1,3	56	84	56	78	–	29	

⊗ Wipers: ● with wiper.

- 1) Depending on the variant, nuts are available without a wiper (suffix 0AB), with a wiper (suffix 1AB) or with two wipers (suffix 2AB). Please specify in the ordering designation.
- 2) Two holes are located by means of dowels, to hold the nut halves in place.
- 3) Overrunning frictional torque for preloaded nuts RGT-VTL.

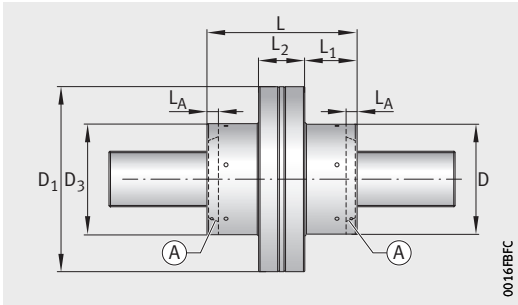


With wiper

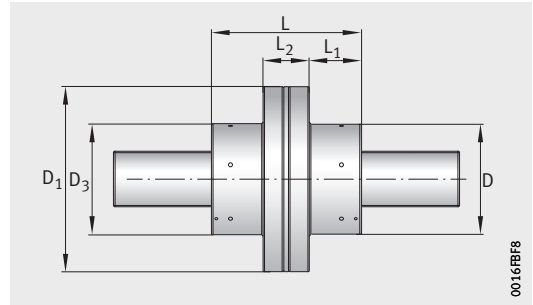


Without wiper

Mounting dimensions						Lubrication ²⁾		Basic load ratings		Spring characteristic number c_K $N^{2/3}/\mu m$	Frictional torque ³⁾ M_V Ncm	Theoretical efficiency		Limiting speed n_G min^{-1}
d_t	t °	d_1	K_1	p_1	p_t °	N	S_t °	dyn. C N	stat. C_0 N			η_1	η_2	
70	60	6,5	M6	8	30	M6	30	34 300	73 400	73,0	26	0,72	0,61	5 000
								42 200	102 000	85,7				
70	60	6,5	M6	8	30	M6	30	40 600	73 700	46,0	38	0,82	0,78	5 000
								49 600	101 100	53,7				
70	60	6,5	M6	8	30	M6	30	43 100	74 400	39,8	43	0,84	0,81	5 000
								52 900	103 000	46,6				
70	60	6,5	M6	8	30	M6	30	44 000	71 800	34,6	58	0,85	0,82	5 000
								55 100	102 600	41,2				
70	60	6,5	M6	8	30	M6	30	51 500	72 700	21,8	75	0,86	0,83	5 000
								63 100	100 000	25,5				
70	60	6,5	M6	8	30	M6	30	40 100	42 300	11,8	90	0,78	0,72	5 000
								67 600	96 400	17,7				



With wiper

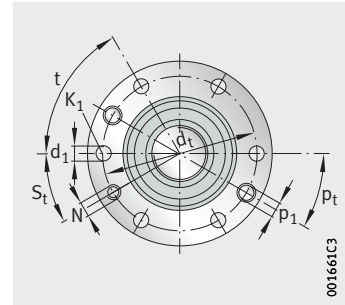


Without wiper

Mounting dimensions						Lubrication ²⁾		Basic load ratings		Spring characteristic number c_K $N^2/3/\mu m$	Frictional torque ³⁾ M_V Ncm	Theoretical efficiency		Limiting speed n_G min^{-1}
d_t	t °	d_1	K_1	p_1	p_t °	N	S_t °	dyn. C N	stat. C_0 N			η_1	η_2	
70	60	6,5	M6	8	30	M6	30	25 000	37 900	53,8	28	0,71	0,58	4 900
								25 000	37 900	53,8				
								37 900	76 800	74,1				
70	60	6,5	M6	8	30	M6	30	34 300	65 100	68,6	28	0,71	0,58	4 900
								34 300	65 100	68,6				
								46 700	107 200	86,9				
70	60	6,5	M6	8	30	M6	30	28 900	37 300	33,5	40	0,81	0,76	4 900
								28 900	37 300	33,5				
								44 600	77 100	46,7				
70	60	6,5	M6	8	30	M6	30	40 300	65 500	43,2	40	0,81	0,76	4 900
								40 300	65 500	43,2				
								54 500	106 300	54,5				
70	60	6,5	M6	8	30	M6	30	30 000	36 400	28,5	45	0,83	0,80	4 900
								30 000	36 400	28,5				
								46 000	74 900	39,6				
70	60	6,5	M6	8	30	M6	30	41 600	63 400	36,6	45	0,83	0,80	4 900
								41 600	63 400	36,6				
								57 000	105 200	46,7				
70	60	6,5	M6	8	30	M6	30	32 300	38 600	25,9	60	0,85	0,82	4 900
								32 300	38 600	25,9				
								48 000	75 100	35,1				
70	60	6,5	M6	8	30	M6	30	42 400	61 300	31,9	60	0,85	0,82	4 900
								42 400	61 300	31,9				
								59 000	104 100	41,1				

Roller screw drives

Flanged nut, two-piece
Standard design



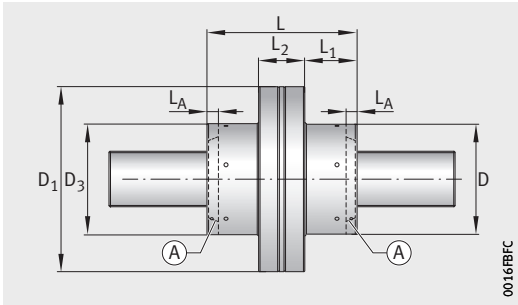
RGT-VTL

Dimension table (continued) - Dimensions in mm

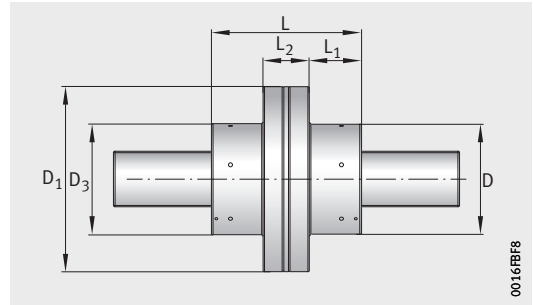
Nominal diameter d_0	Designation	Pitch P	Mobility level	Variant ¹⁾	⊗	Mass m ≈ kg	Dimensions						
							D	D ₁	D ₃	L	L _A	L ₁	L ₂
27	RGT-VTL-027.08	8	5	A	–	1,1	55	84	55	55	–	17,5	20
				A	●	1,2				69	–	24,5	
				B	–	1,2				69	–	24,5	
			5	C	–	1,4	55	84	55	79	–	29,5	20
				C	●	1,4				79	–	29,5	
				D	–	1,4				79	–	29,5	
	RGT-VTL-027.15	15	5	A	–	1,1	55	84	55	55	–	17,5	20
				A	●	1,2				69	–	24,5	
				B	–	1,2				69	–	24,5	
			5	C	–	1,4	55	84	55	79	–	29,5	20
				C	●	1,4				79	–	29,5	
				D	–	1,4				79	–	29,5	
RGT-VTL-027.25	25	5	B	–	1,2	55	84	55	69	–	24,5	20	
			C	–	1,4				79	–	29,5		
	25	5	C	●	1,4	55	84	55	79	–	29,5	20	
			D	–	1,4				79	–	29,5		

⊗ Wipers: ● with wiper.

- 1) Depending on the variant, nuts are available without a wiper (suffix 0AB), with a wiper (suffix 1AB) or with two wipers (suffix 2AB). Please specify in the ordering designation.
- 2) Two holes are located by means of dowels, to hold the nut halves in place.
- 3) Overrunning frictional torque for preloaded nuts RGT-VTL.

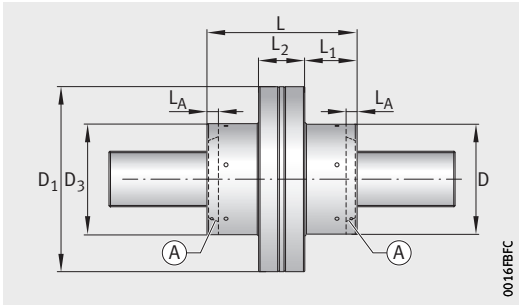


With wiper

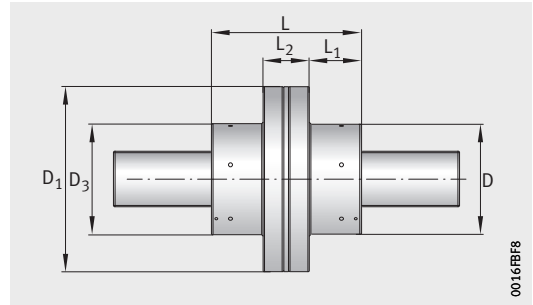


Without wiper

Mounting dimensions						Lubrication ²⁾		Basic load ratings		Spring characteristic number c_K $N^{2/3}/\mu m$	Frictional torque ³⁾ M_V Ncm	Theoretical efficiency		Limiting speed n_G min^{-1}
d_t	t °	d_1	K_1	p_1	p_t °	N	S_t °	dyn. C N	stat. C_0 N			η_1	η_2	
70	60	6,5	M6	8	30	M6	30	33 900	38 000	21,1	75	0,86	0,84	4 900
								33 900	38 000	21,1				
								50 200	73 100	28,5				
70	60	6,5	M6	88	30	M6	30	52 200	77 800	29,4	75	0,86	0,84	4 900
								52 200	77 800	29,4				
								63 900	106 900	34,3				
70	60	6,5	M6	8	30	M6	30	36 600	35 600	13,3	90	0,85	0,82	4 900
								36 600	35 600	13,3				
								58 500	76 600	19,1				
70	60	6,5	M6	8	30	M6	30	49 900	59 400	16,9	90	0,85	0,82	4 900
								49 900	59 400	16,9				
								71 100	103 700	22,1				
70	60	6,5	M6	8	30	M6	30	47 600	49 900	10,5	100	0,72	0,62	4 900
								47 600	49 900	10,5				
								47 600	49 900	10,5				
70	60	6,5	M6	8	30	M6	30	61 100	73 600	12,7	100	0,72	0,62	4 900



With wiper

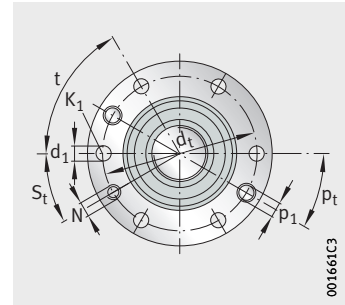


Without wiper

Mounting dimensions						Lubrication ²⁾		Basic load ratings		Spring characteristic number c_K $N^2/3/\mu m$	Frictional torque ³⁾ M_V Ncm	Theoretical efficiency		Limiting speed n_G min^{-1}
d_t	t °	d_1	K_1	p_1	p_t °	N	S_t °	dyn. C N	stat. C_0 N			η_1	η_2	
81	60	9	M8	8	30	M6	30	27 100	37 600	53,6	30	0,69	0,54	4 700
								27 100	37 600	53,6				
								41 900	78 900	74,4				
81	60	9	M8	8	30	M6	30	43 900	85 300	77,1	30	0,69	0,54	4 700
								43 900	85 300	77,1				
								56 700	128 100	93,6				
81	60	9	M8	8	30	M6	30	31 200	36 900	33,3	45	0,80	0,75	4 700
								31 200	36 900	33,3				
								48 900	79 300	46,9				
81	60	9	M8	8	30	M6	30	50 800	84 400	48,3	45	0,80	0,75	4 700
								50 800	84 400	48,3				
								65 700	127 100	58,7				
81	60	9	M8	8	30	M6	30	33 300	38 200	29,1	55	0,82	0,78	4 700
								33 300	38 200	29,1				
								51 400	79 500	40,4				
81	60	9	M8	8	30	M6	30	53 900	85 900	41,9	55	0,82	0,78	4 700
								53 900	85 900	41,9				
								69 800	129 400	51,0				
81	60	9	M8	8	30	M6	30	34 100	37 300	25,4	70	0,84	0,81	4 700
								34 100	37 300	25,4				
								53 500	79 700	35,8				
81	60	9	M8	8	30	M6	30	55 000	83 500	36,6	70	0,84	0,81	4 700
								55 000	83 500	36,6				
								71 900	127 500	44,8				

Roller screw drives

Flanged nut, two-piece
Standard design



RGT-VTL

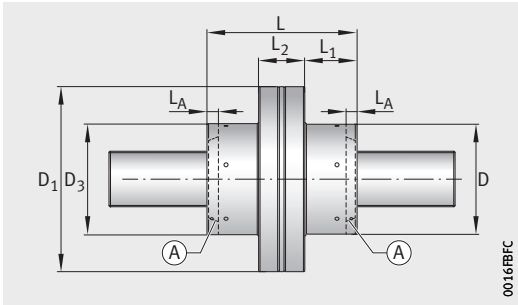
001661C3

Dimension table (continued) - Dimensions in mm

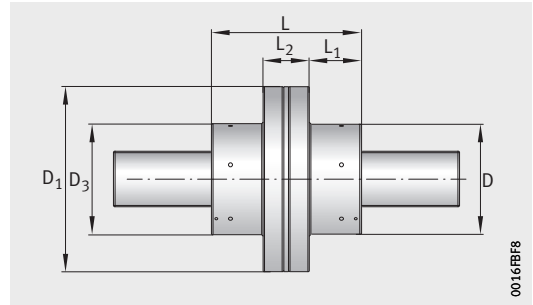
Nominal diameter d_0	Designation	Pitch P	Mobility level	Variant ¹⁾	⊗	Mass m ≈ kg	Dimensions						
							D	D ₁	D ₃	L	L _A	L ₁	L ₂
30	RGT-VTL-030.08	8	5	A	-	1,7	62	97	62	55	-	14	27
				A	●	1,9				69	-	21	
				B	-	1,9				69	-	21	
			5	C	-	2,1	64	97	64	85	-	29	27
				C	●	2,1				85	-	29	
				D	-	2,1				85	-	29	
	RGT-VTL-030.10	10	5	A	-	1,7	62	97	62	55	-	14	27
				A	●	1,9				69	-	21	
				B	-	1,9				69	-	21	
			5	C	-	2,1	64	97	64	85	-	29	27
				C	●	2,1				85	-	29	
				D	-	2,1				85	-	29	
	RGT-VTL-030.20	20	5	A	-	1,7	62	97	62	55	-	14	27
				A	●	1,9				69	-	21	
				B	-	1,9				69	-	21	
			5	C	-	2,1	64	97	64	85	-	29	27
				C	●	2,1				85	-	29	
				D	-	2,1				85	-	29	
RGT-VTL-030.30	30	5	B	-	1,9	62	97	62	69	-	21	27	
			C	-	2,1				85	-	29		
		5	C	●	2,1	64	97	64	85	-	29	27	
			D	-	2,1				85	-	29		

⊗ Wipers: ● with wiper.

- 1) Depending on the variant, nuts are available without a wiper (suffix 0AB), with a wiper (suffix 1AB) or with two wipers (suffix 2AB). Please specify in the ordering designation.
- 2) Two holes are located by means of dowels, to hold the nut halves in place.
- 3) Overrunning frictional torque for preloaded nuts RGT-VTL.



With wiper

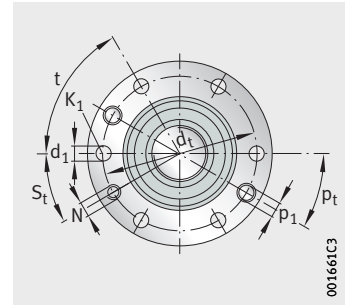


Without wiper

Mounting dimensions						Lubrication ²⁾		Basic load ratings		Spring characteristic number c_K $N^2/3/\mu m$	Frictional torque ³⁾ M_V Ncm	Theoretical efficiency		Limiting speed n_G min^{-1}
d_t	t °	d_1	K_1	p_1	p_t °	N	S_t °	dyn. C N	stat. C_0 N			η_1	η_2	
81	60	9	M8	8	30	M6	30	35 100	35 600	20,5	80	0,86	0,83	4 700
								35 100	35 600	20,5				
								55 800	77 600	29,1				
81	60	9	M8	8	30	M6	30	58 000	82 600	30,0	80	0,86	0,83	4 700
								58 000	82 600	30,0				
								75 500	125 100	36,6				
81	60	9	M8	8	30	M6	30	35 600	33 800	17,2	100	0,86	0,84	4 700
								35 600	33 800	17,2				
								56 800	74 200	24,5				
81	60	9	M8	8	30	M6	30	62 600	86 900	26,4	100	0,86	0,84	4 700
								62 600	86 900	26,4				
								79 700	126 800	31,7				
81	60	9	M8	8	30	M6	30	40 700	35 600	10,8	140	0,82	0,78	4 700
								40 700	35 600	10,8				
								68 300	82 300	16,0				
81	60	9	M8	8	30	M6	30	68 300	82 300	16,0	140	0,82	0,78	4 700
								68 300	82 300	16,0				
								87 900	121 800	19,4				
81	60	9	M8	8	30	M6	30	61 500	65 500	10,8	180	0,68	0,54	4 700
81	60	9	M8	8	30	M6	30	72 200	84 000	12,2	180	0,68	0,54	4 700
								72 200	84 000	12,2				
								93 000	123 400	14,8				

Roller screw drives

Flanged nut, two-piece
Standard design



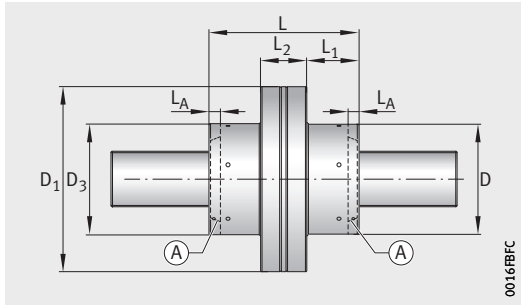
RGT-VTL

Dimension table (continued) - Dimensions in mm

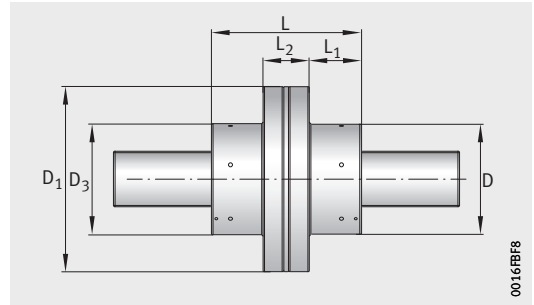
Nominal diameter d_0	Designation	Pitch P	Mobility level	Variant ¹⁾	⊗	Mass m ≈ kg	Dimensions						
							D g6	D ₁	D ₃ ^{+0,5} ₀	L h12	L _A	L ₁	L ₂
36	RGT-VTL-036.02	2	5	A	-	2,3	75	110	75	68	-	21,5	25
				A	●	2,6				82	-	28,5	
				B	-	2,6				82	-	28,5	
	RGT-VTL-036.04	4	5	A	-	2,3	75	110	75	68	-	21,5	25
				A	●	2,6				82	-	28,5	
				B	-	2,6				82	-	28,5	
	RGT-VTL-036.05	5	5	A	-	2,3	75	110	75	68	-	21,5	25
				A	●	2,6				82	-	28,5	
				B	-	2,6				82	-	28,5	
	RGT-VTL-036.06	6	5	A	-	2,3	75	110	75	68	-	21,5	25
				A	●	2,6				82	-	28,5	
				B	-	2,6				82	-	28,5	
	RGT-VTL-036.08	8	5	A	-	2,3	75	110	75	68	-	21,5	25
				A	●	2,6				82	-	28,5	
				B	-	2,6				82	-	28,5	
	RGT-VTL-036.10	10	5	A	-	2,3	75	110	75	68	-	21,5	25
				A	●	2,6				82	-	28,5	
				B	-	2,6				82	-	28,5	
	RGT-VTL-036.20	20	5	A	-	2,3	75	110	75	68	-	21,5	25
				A	●	2,6				82	-	28,5	
				B	-	2,6				82	-	28,5	
	RGT-VTL-036.25	25	5	A	-	2,3	75	110	75	68	-	21,5	25
				A	●	2,6				82	-	28,5	
				B	-	2,6				82	-	28,5	
RGT-VTL-036.30	30	5	A	-	2,3	75	110	75	68	-	21,5	25	
			A	●	2,6				82	-	28,5		
			B	-	2,6				82	-	28,5		

⊗ Wipers: ● with wiper.

- 1) Depending on the variant, nuts are available without a wiper (suffix 0AB), with a wiper (suffix 1AB) or with two wipers (suffix 2AB). Please specify in the ordering designation.
- 2) Two holes are located by means of dowels, to hold the nut halves in place.
- 3) Overrunning frictional torque for preloaded nuts RGT-VTL.

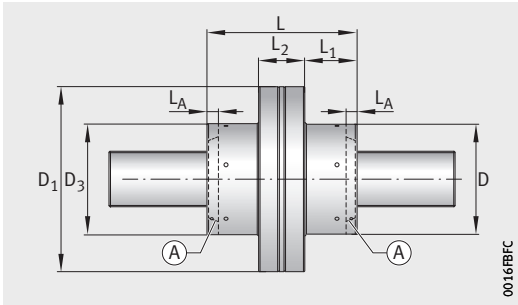


With wiper

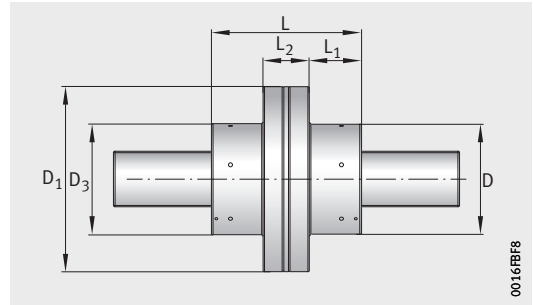


Without wiper

Mounting dimensions						Lubrication ²⁾		Basic load ratings		Spring characteristic number c_K $N^2/3/\mu m$	Frictional torque ³⁾ M_V Ncm	Theoretical efficiency		Limiting speed n_G min^{-1}
d_t	t °	d_1	K_1	p_1	p_t °	N	S_t °	dyn. C N	stat. C_0 N			η_1	η_2	
92	60	9	M8	8	30	M8×1	30	38 800	65 900	67,9	45	0,65	0,46	4 400
								38 800	65 900	67,9				
								54 100	116 600	87,7				
92	60	9	M8	8	30	M8×1	30	45 100	65 100	42,4	60	0,77	0,71	4 400
								45 100	65 100	42,4				
								63 600	117 100	55,3				
92	60	9	M8	8	30	M8×1	30	48 000	66 600	36,9	70	0,8	0,75	4 400
								48 000	66 600	36,9				
								67 000	117 300	47,6				
92	60	9	M8	8	30	M8×1	30	50 100	66 900	32,7	80	0,82	0,78	4 400
								50 100	66 900	32,7				
								68 800	114 500	41,7				
92	60	9	M8	8	30	M8×1	30	51 700	63 300	26,2	100	0,85	0,82	4 400
								51 700	63 300	26,2				
								73 500	115 000	34,4				
92	60	9	M8	8	30	M8×1	30	53 000	61 100	22,2	120	0,86	0,83	4 400
								53 000	61 100	22,2				
								75 500	110 900	29,1				
92	60	9	M8	8	30	M8×1	30	61 500	63 300	14,0	160	0,85	0,82	4 400
								61 500	63 300	14,0				
								83 800	105 600	17,7				
92	60	9	M8	8	30	M8×1	30	58 000	54 600	11,2	180	0,81	0,77	4 400
								58 000	54 600	11,2				
								87 300	106 700	15,3				
92	60	9	M8	8	30	M8×1	30	70 000	72 000	11,2	200	0,77	0,69	4 400
								70 000	72 000	11,2				
								82 100	93 100	12,6				



With wiper

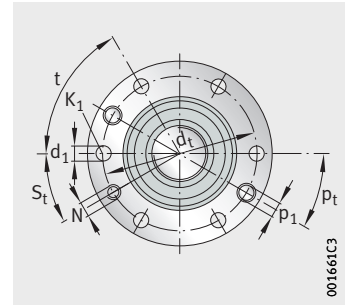


Without wiper

Mounting dimensions						Lubrication ²⁾		Basic load ratings		Spring characteristic number c_K $N^{2/3}/\mu m$	Frictional torque ³⁾ M_V Ncm	Theoretical efficiency		Limiting speed n_G min^{-1}
d_t	t °	d_1	K_1	p_1	p_t °	N	S_t °	dyn. C N	stat. C_0 N			η_1	η_2	
102	60	11	M10	8	30	M6	30	46 300	78 400	73,1	80	0,63	0,42	4 200
								46 300	78 400	73,1				
								68 000	150 000	97,9				
102	60	11	M10	8	30	M6	30	63 300	133 300	92,6	80	0,63	0,42	4 200
								63 300	133 300	92,6				
								79 700	193 100	110,3				
102	60	11	M10	8	30	M6	30	54 100	78 900	46,1	95	0,76	0,69	4 200
								54 100	78 900	46,1				
								78 900	148 800	61,3				
102	60	11	M10	8	30	M6	30	73 400	132 100	58,0	95	0,76	0,69	4 200
								73 400	132 100	58,0				
								93 100	193 600	69,5				
102	60	11	M10	8	30	M6	30	55 600	76 300	39,0	110	0,79	0,74	4 200
								55 600	76 300	39,0				
								82 400	147 300	52,6				
102	60	11	M10	8	30	M6	30	76 500	130 700	49,7	110	0,79	0,74	4 200
								76 500	130 700	49,7				
								96 700	190 300	59,4				

Roller screw drives

Flanged nut, two-piece
Standard design



RGT-VTL

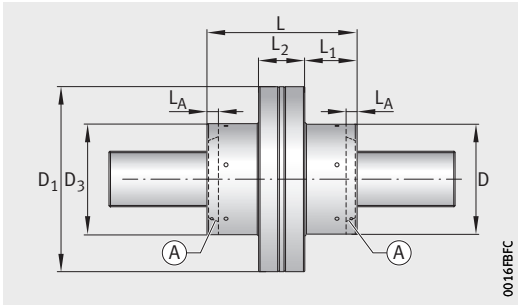
001661C3

Dimension table (continued) - Dimensions in mm

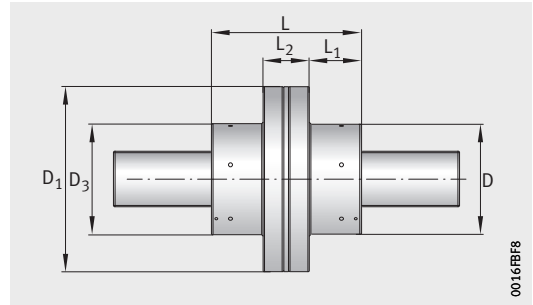
Nominal diameter d_0	Designation	Pitch P	Mobility level	Variant ¹⁾	Ⓐ	Mass m ≈ kg	Dimensions						
							D	D ₁	D ₃	L	L _A	L ₁	L ₂
39	RGT-VTL-039.10	10	5	A	-	3,8	80	124	80	72	-	19,5	33
				A	●	3,8				90	-	28,5	
				B	-	3,8				90	-	28,5	
		10	5	C	-	4,0	82	124	82	100	-	33,5	33
				C	●	4,0				100	-	33,5	
				D	-	4,0				100	-	33,5	
	RGT-VTL-039.20	20	5	A	-	3,8	80	124	80	72	-	19,5	33
				A	●	3,8				90	-	28,5	
				B	-	3,8				90	-	28,5	
		20	5	C	-	4,0	82	124	82	100	-	33,5	33
				C	●	4,0				100	-	33,5	
				D	-	4,0				100	-	33,5	
RGT-VTL-039.30	30	5	A	-	3,8	80	124	80	72	-	19,5	33	
			A	●	3,8				90	-	28,5		
			B	-	3,8				90	-	28,5		
	30	5	C	-	4,0	82	124	82	100	-	33,5	33	
			C	●	4,0				100	-	33,5		
			D	-	4,0				100	-	33,5		

Ⓐ Wipers: ● with wiper.

- 1) Depending on the variant, nuts are available without a wiper (suffix 0AB), with a wiper (suffix 1AB) or with two wipers (suffix 2AB). Please specify in the ordering designation.
- 2) Two holes are located by means of dowels, to hold the nut halves in place.
- 3) Overrunning frictional torque for preloaded nuts RGT-VTL.



With wiper

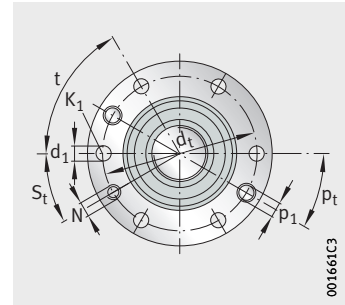


Without wiper

Mounting dimensions						Lubrication ²⁾		Basic load ratings		Spring characteristic number c_K $N^{2/3}/\mu m$	Frictional torque ³⁾ M_V Ncm	Theoretical efficiency		Limiting speed n_G min^{-1}
d_t	t °	d_1	K_1	p_1	p_t °	N	S_t °	dyn. C N	stat. C_0 N			η_1	η_2	
102	60	11	M10	8	30	M6	30	64 800	77 500	24,6	170	0,85	0,83	4 200
								64 800	77 500	24,6				
								96 000	148 600	33,1				
102	60	11	M10	8	30	M6	30	89 200	132 000	31,3	170	0,85	0,83	4 200
								89 200	132 000	31,3				
								112 600	191 500	37,4				
102	60	11	M10	8	30	M6	30	74 700	79 900	15,5	240	0,85	0,83	4 200
								74 700	79 900	15,5				
								106 800	142 600	20,3				
102	60	11	M10	8	30	M6	30	98 900	126 200	19,2	240	0,85	0,83	4 200
								98 900	126 200	19,2				
								130 000	193 900	23,6				
102	60	11	M10	8	30	M6	30	75 300	74 900	11,3	300	0,79	0,74	4 200
								75 300	74 900	11,3				
								113 900	144 900	15,5				
102	60	11	M10	8	30	M6	30	101 300	120 500	14,2	300	0,79	0,74	4 200
								101 300	120 500	14,2				
								126 400	170 200	16,8				

Roller screw drives

Flanged nut, two-piece
Standard design



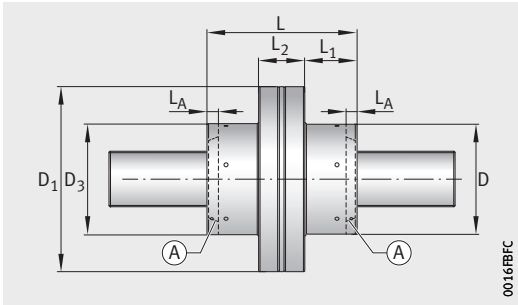
RGT-VTL

Dimension table (continued) - Dimensions in mm

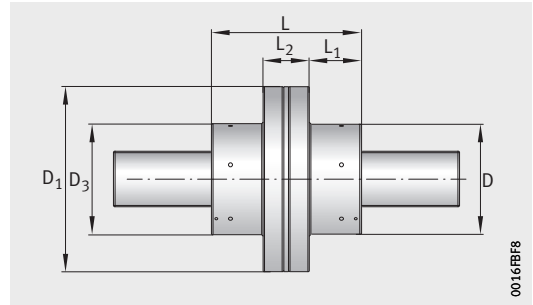
Nominal diameter d_0	Designation	Pitch P	Mobility level	Variant ¹⁾	⊙	Mass m ≈ kg	Dimensions						
							D	D ₁	D ₃ ^{+0,5} ₀	L h12	L _A	L ₁	L ₂
44	RGT-VTL-044.12	12	6	A	●	3,8	82	124	82	90	–	28,5	33
				B	–	3,8				90	–	28,5	
	RGT-VTL-044.24	24	6	A	●	3,8	82	124	82	90	–	28,5	33
				B	–	3,8				90	–	28,5	
	RGT-VTL-044.30	30	6	A	●	3,8	82	124	82	90	–	28,5	33
				B	–	3,8				90	–	28,5	
	RGT-VTL-044.36	36	6	A	●	3,8	82	124	82	90	–	28,5	33
				B	–	3,8				90	–	28,5	
	RGT-VTL-044.42	42	6	A	●	3,8	82	124	82	90	–	28,5	33
				B	–	3,8				90	–	28,5	

⊙ Wipers: ● with wiper.

- 1) Depending on the variant, nuts are available without a wiper (suffix 0AB), with a wiper (suffix 1AB) or with two wipers (suffix 2AB). Please specify in the ordering designation.
- 2) Two holes are located by means of dowels, to hold the nut halves in place.
- 3) Overrunning frictional torque for preloaded nuts RGT-VTL.



With wiper

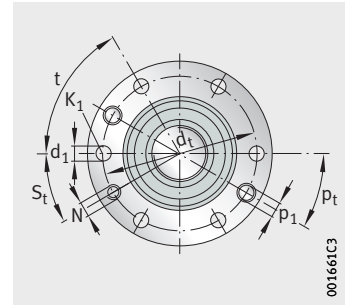


Without wiper

Mounting dimensions						Lubrication ²⁾		Basic load ratings		Spring characteristic number c_K $N^{2/3}/\mu m$	Frictional torque ³⁾ M_V Ncm	Theoretical efficiency		Limiting speed n_G min^{-1}
d_t	t °	d_1	K_1	p_1	p_t °	N	S_t °	dyn. C N	stat. C_0 N			η_1	η_2	
102	60	11	M10	8	30	M6	30	73 200	103 500	29,0	180	0,86	0,83	4 100
								104 600	182 500	38,0				
102	60	11	M10	8	30	M6	30	76 000	89 700	16,9	280	0,85	0,82	4 100
								116 500	175 700	23,3				
102	60	11	M10	8	30	M6	30	85 600	103 000	15,4	320	0,82	0,78	4 100
								117 100	167 800	19,6				
102	60	11	M10	8	30	M6	30	90 200	108 300	13,9	360	0,77	0,71	4 100
								128 900	187 100	18,2				
102	60	11	M10	8	30	M6	30	105 100	134 800	13,9	400	0,71	0,59	4 100
								135 400	197 400	16,9				

Roller screw drives

Flanged nut, two-piece
Standard design



RGT-VTL

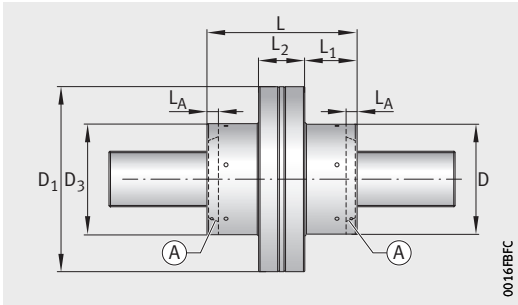
001661C3

Dimension table (continued) - Dimensions in mm

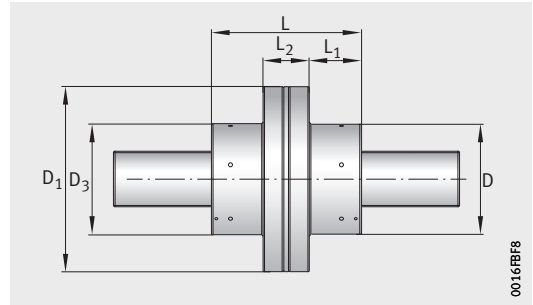
Nominal diameter d_0	Designation	Pitch P	Mobil-ity level	Variant ¹⁾	⊙	Mass m ≈ kg	Dimensions						
							D g6	D ₁	D ₃ ^{+0,5} ₀	L h12	L _A	L ₁	L ₂
48	RGT-VTL-048.05	5	5	A	–	5,5	96	150	96	95	–	29	37
				A	●	6,0				113	–	38	
				B	–	6,0				113	–	38	
		5	5	C	–	7,6	105	150	105	127	–	45	37
				C	●	7,6				127	–	45	
				D	–	7,6				127	–	45	
	RGT-VTL-048.10	10	5	A	–	5,5	96	150	96	95	–	29	37
				A	●	6,0				113	–	38	
				B	–	6,0				113	–	38	
		10	5	C	–	7,6	105	150	105	127	–	45	37
				C	●	7,6				127	–	45	
				D	–	7,6				127	–	45	
	RGT-VTL-048.20	20	5	A	–	5,5	96	150	96	95	–	29	37
				A	●	6,0				113	–	38	
				B	–	6,0				113	–	38	
20		5	C	–	7,6	105	150	105	127	–	45	37	
			C	●	7,6				127	–	45		
			D	–	7,6				127	–	45		

⊙ Wipers: ● with wiper.

- 1) Depending on the variant, nuts are available without a wiper (suffix 0AB), with a wiper (suffix 1AB) or with two wipers (suffix 2AB). Please specify in the ordering designation.
- 2) Two holes are located by means of dowels, to hold the nut halves in place.
- 3) Overrunning frictional torque for preloaded nuts RGT-VTL.



With wiper

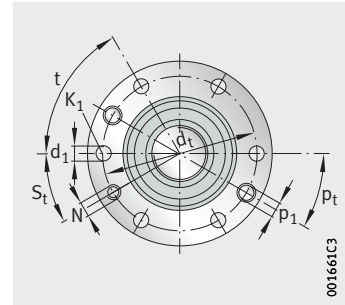


Without wiper

Mounting dimensions						Lubrication ²⁾		Basic load ratings		Spring characteristic number c_K $N^{2/3}/\mu m$	Frictional torque ³⁾ M_V Ncm	Theoretical efficiency		Limiting speed n_G min^{-1}
d_t	t °	d_1	K_1	p_1	p_t °	N	S_t °	dyn. C N	stat. C_0 N			η_1	η_2	
127	60	13	M12	8	30	M8×1	30	91 000	174 700	56,6	180	0,76	0,69	3 800
								91 000	174 700	56,6				
								117 600	267 300	69,0				
127	60	13	M12	8	30	M8×1	30	111 800	246 100	66,3	180	0,76	0,69	3 800
								111 800	246 100	66,3				
								137 500	343 600	77,9				
127	60	13	M12	8	30	M8×1	30	104 100	166 400	34,7	200	0,84	0,81	3 800
								104 100	166 400	34,7				
								135 600	258 200	42,6				
127	60	13	M12	8	30	M8×1	30	128 700	237 200	40,9	200	0,84	0,81	3 800
								128 700	237 200	40,9				
								159 300	334 000	48,3				
127	60	13	M12	8	30	M8×1	30	118 100	159 800	21,3	280	0,86	0,84	3 800
								118 100	159 800	21,3				
								159 300	261 100	26,9				
127	60	13	M12	8	30	M8×1	30	151 200	240 100	25,8	280	0,86	0,84	3 800
								151 200	240 100	25,8				
								183 200	325 900	29,9				

Roller screw drives

Flanged nut, two-piece
Standard design



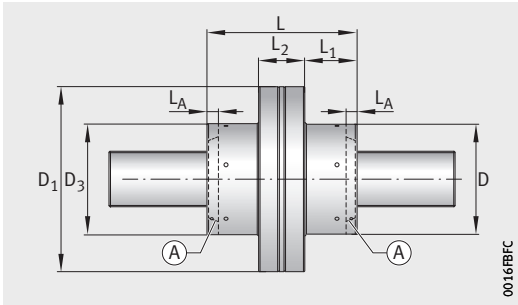
RGT-VTL

Dimension table (continued) - Dimensions in mm

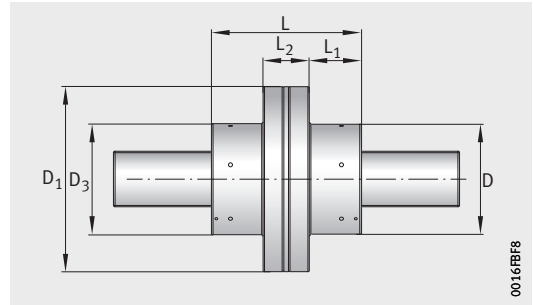
Nominal diameter d_0	Designation	Pitch P	Mobility level	Variant ¹⁾	⊗	Mass m ≈ kg	Dimensions						
							D g6	D ₁	D ₃ ^{+0,5} ₀	L h12	L _A	L ₁	L ₂
48	RGT-VTL-048.30 ⁴⁾	30	5	A	-	5,5	96	150	96	95	-	29	37
				A	●	6,0				113	-	38	
				B	-	6,0				113	-	38	
		30	5	C	-	7,6	105	150	105	127	-	45	37
				C	●	7,6				127	-	45	
				D	-	7,6				127	-	45	
	RGT-VTL-048.40	40	5	A	-	5,5	96	150	96	95	-	29	37
				A	●	6,0				113	-	38	
				B	-	6,0				113	-	38	
		40	5	C	-	7,6	105	150	105	127	-	45	37
				C	●	7,6				127	-	45	
				D	-	7,6				127	-	45	

⊗ Wipers: ● with wiper.

- 1) Depending on the variant, nuts are available without a wiper (suffix 0AB), with a wiper (suffix 1AB) or with two wipers (suffix 2AB). Please specify in the ordering designation.
- 2) Two holes are located by means of dowels, to hold the nut halves in place.
- 3) Overrunning frictional torque for preloaded nuts RGT-VTL.
- 4) This size is available in mobility levels 5 and 6. Please add the mobility level to the ordering designation (suffix GG5 or GG6). Observe the dimension table, see page 306.



With wiper

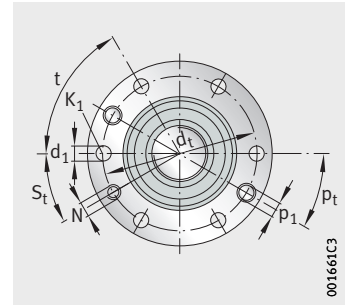


Without wiper

Mounting dimensions						Lubrication ²⁾		Basic load ratings		Spring characteristic number c_K $N^{2/3}/\mu m$	Frictional torque ³⁾ M_V Ncm	Theoretical efficiency		Limiting speed n_G min^{-1}
d_t	t °	d_1	K_1	p_1	p_t °	N	S_t °	dyn. C N	stat. C_0 N			η_1	η_2	
127	60	13	M12	8	30	M8×1	30	122 700	162 700	16,2	340	0,83	0,80	3 800
								122 700	162 700	16,2				
								161 400	253 500	20,1				
127	60	13	M12	8	30	M8×1	30	148 700	222 300	18,9	340	0,83	0,80	3 800
								148 700	222 300	18,9				
								186 300	317 700	22,5				
127	60	13	M12	8	30	M8×1	30	121 900	165 400	13,4	420	0,77	0,69	3 800
								121 900	165 400	13,4				
								156 100	245 800	16,2				
127	60	13	M12	8	30	M8×1	30	156 100	245 800	16,2	420	0,77	0,69	3 800
								156 100	245 800	16,2				
								189 200	331 300	18,9				

Roller screw drives

Flanged nut, two-piece
Standard design



RGT-VTL

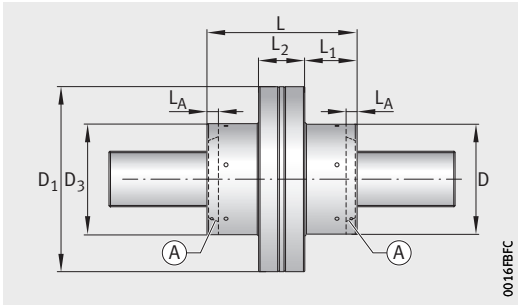
001661C3

Dimension table (continued) - Dimensions in mm

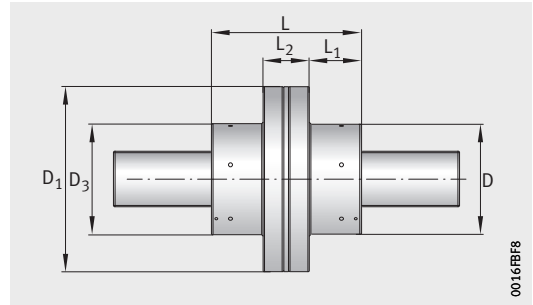
Nominal diameter d_0	Designation	Pitch P	Mobility level	Variant ¹⁾	⊙	Mass m ≈ kg	Dimensions						
							D	D ₁	D ₃	L	L _A	L ₁	L ₂
48	RGT-VTL-048.06	6	6	A	–	4,5	86	122	86	94	–	29,5	35
				A	●	5,0				104	–	34,5	
	RGT-VTL-048.12	12	6	A	–	4,5	86	122	86	94	–	29,5	35
				A	●	5,0				104	–	34,5	
	RGT-VTL-048.18	18	6	A	–	4,5	86	122	86	94	–	29,5	35
				A	●	5,0				104	–	34,5	
	RGT-VTL-048.30 ⁴⁾	30	6	A	–	4,5	86	122	86	94	–	29,5	35
				A	●	5,0				104	–	34,5	

⊙ Wipers: ● with wiper.

- 1) Depending on the variant, nuts are available without a wiper (suffix 0AB), with a wiper (suffix 1AB) or with two wipers (suffix 2AB). Please specify in the ordering designation.
- 2) Two holes are located by means of dowels, to hold the nut halves in place.
- 3) Overrunning frictional torque for preloaded nuts RGT-VTL.
- 4) This size is available in mobility levels 5 and 6. Please add the mobility level to the ordering designation (suffix GG5 or GG6). Observe the dimension table, see page 304.



With wiper

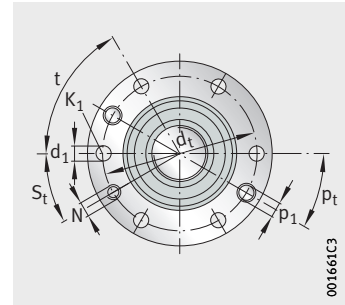


Without wiper

Mounting dimensions						Lubrication ²⁾		Basic load ratings		Spring characteristic number c_K $N^{2/3}/\mu m$	Frictional torque ³⁾ M_V Ncm	Theoretical efficiency		Limiting speed n_G min^{-1}
d_t	t °	d_1	K_1	p_1	p_t °	N	S_t °	dyn. C N	stat. C_0 N			η_1	η_2	
104	45	11	M10	8	22,5	M8×1	22,5	81 100	166 900	57,4	200	0,79	0,73	3 800
								81 100	166 900	57,4				
104	45	11	M10	8	22,5	M8×1	22,5	94 100	163 500	35,7	250	0,85	0,83	3 800
								94 100	163 500	35,7				
104	45	11	M10	8	22,5	M8×1	22,5	103 400	164 900	27,2	280	0,86	0,84	3 800
								103 400	164 900	27,2				
104	45	11	M10	8	22,5	M8×1	22,5	109 000	153 300	18,5	380	0,83	0,80	3 800
								109 000	153 300	18,5				

Roller screw drives

Flanged nut, two-piece
Standard design



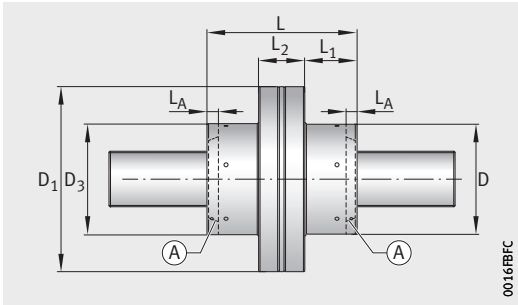
RGT-VTL

Dimension table (continued) - Dimensions in mm

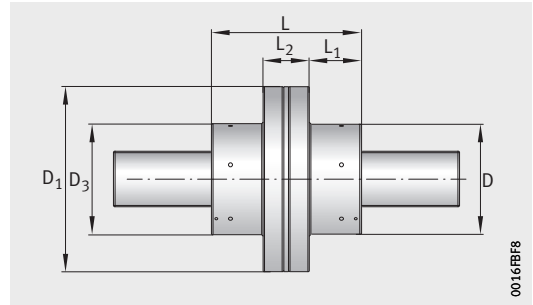
Nominal diameter d_0	Designation	Pitch P	Mobility level	Variant ¹⁾	⊙	Mass m ≈ kg	Dimensions						
							D g6	D ₁	D ₃ ^{+0,5} ₀	L h12	L _A	L ₁	L ₂
56	RGT-VTL-056.12	12	6	A	●	6,8	105	150	105	112	–	37,5	37
				B	–	6,8				112	–	37,5	
	RGT-VTL-056.24	24	6	A	●	6,8	105	150	105	112	–	37,5	37
				B	–	6,8				112	–	37,5	
	RGT-VTL-056.30	30	6	A	●	6,8	105	150	105	112	–	37,5	37
				B	–	6,8				112	–	37,5	
	RGT-VTL-056.36	36	6	A	●	6,8	105	150	105	112	–	37,5	37
				B	–	6,8				112	–	37,5	

⊙ Wipers: ● with wiper.

- 1) Depending on the variant, nuts are available without a wiper (suffix 0AB), with a wiper (suffix 1AB) or with two wipers (suffix 2AB). Please specify in the ordering designation.
- 2) Two holes are located by means of dowels, to hold the nut halves in place.
- 3) Overrunning frictional torque for preloaded nuts RGT-VTL.



With wiper

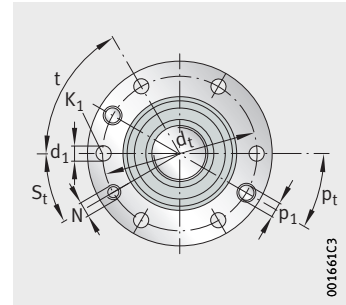


Without wiper

Mounting dimensions						Lubrication ²⁾		Basic load ratings		Spring characteristic number c_K $N^{2/3}/\mu m$	Frictional torque ³⁾ M_V Ncm	Theoretical efficiency		Limiting speed n_G min^{-1}
d_t	t °	d_1	K_1	p_1	p_t °	N	S_t °	dyn. C N	stat. C_0 N			η_1	η_2	
127	60	13	M12	8	30	M8×1	30	107 600	167 700	35,7	320	0,84	0,81	3 500
								143 900	267 400	44,5				
127	60	13	M12	8	30	M8×1	30	119 900	160 400	21,8	400	0,86	0,84	3 500
								166 700	270 500	28,0				
127	60	13	M12	8	30	M8×1	30	127 700	167 200	19,1	480	0,85	0,82	3 500
								176 500	277 700	24,4				
127	60	13	M12	8	30	M8×1	30	121 700	153 100	16,2	560	0,83	0,79	3 500
								166 600	250 700	20,5				

Roller screw drives

Flanged nut, two-piece
Standard design



RGT-VTL

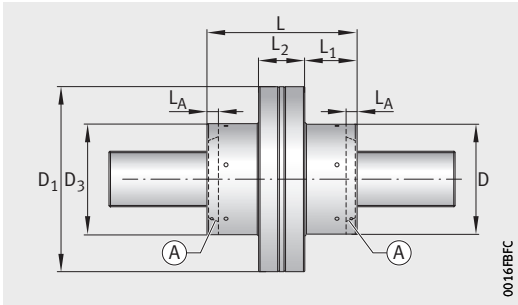
001661C3

Dimension table (continued) - Dimensions in mm

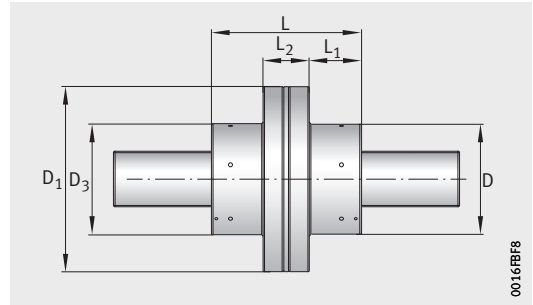
Nominal diameter d_0	Designation	Pitch P	Mobility level	Variant ¹⁾	⊙	Mass m ≈ kg	Dimensions						
							D	D ₁	D ₃ ^{+0,5} ₀	L h12	L _A	L ₁	L ₂
63	RGT-VTL-063.05	5	5	A	–	10,7	118	180	118	115	–	35,0	45
				A	●	11,6	118		118	133	–	44,0	
				C	–	13,0	122		122	152	–	53,5	
		5	5	C	●	13,0	122	180	122	152	–	53,5	45
				D	–	13,4	122		122	152	–	53,5	
	RGT-VTL-063.10 ³⁾	10	5	A	–	10,7	118	180	118	115	–	35,0	45
				A	●	11,6	118		118	133	–	44,0	
				C	–	13,0	122		122	152	–	53,5	
		10	5	C	●	13,0	122	180	122	152	–	53,5	45
				D	–	13,4	122		122	152	–	53,5	
	RGT-VTL-063.15	15	5	A	–	10,7	118	180	118	115	–	35,0	45
				A	●	11,6	118		118	133	–	44,0	
				C	–	13,0	122		122	152	–	53,5	
		15	5	C	●	13,0	122	180	122	152	–	53,5	45
D				–	13,4	122	122		152	–	53,5		
RGT-VTL-063.20	20	5	A	–	10,7	118	180	118	115	–	35,0	45	
			A	●	11,6	118		118	133	–	44,0		
			C	–	13,0	122		122	152	–	53,5		
	20	5	C	●	13,0	122	180	122	152	–	53,5	45	
			D	–	13,4	122		122	152	–	53,5		

⊙ Wipers: ● with wiper.

- Depending on the variant, nuts are available without a wiper (suffix 0AB), with a wiper (suffix 1AB) or with two wipers (suffix 2AB). Please specify in the ordering designation.
- Two holes are located by means of dowels, to hold the nut halves in place.
- This size is available in mobility levels 5 and 6. Please add the mobility level to the ordering designation (suffix GG5 or GG6). Observe the dimension table, see page 314.



With wiper

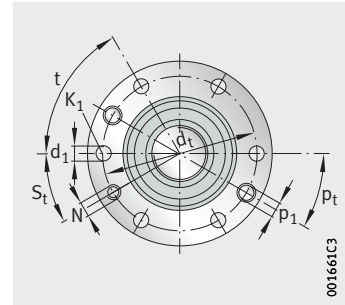


Without wiper

Mounting dimensions						Lubrication ²⁾		Basic load ratings		Spring characteristic number c_K $N^{2/3}/\mu m$	Frictional torque M_V Ncm	Theoretical efficiency		Limiting speed n_G min^{-1}
d_t	t °	d_1	K_1	p_1	p_t °	N	S_t °	dyn. C N	stat. C_0 N			η_1	η_2	
150	60	17,5	M16	10	30	M8×1	30	137 000	254 200	66,2	-	0,72	0,61	3 000
								137 000	254 200	66,2				
								174 000	378 000	79,4				
150	60	17,5	M16	10	30	M8×1	30	174 000	378 000	79,4	-	0,72	0,61	3 000
								209 800	510 200	91,5				
150	60	17,5	M16	10	30	M8×1	30	157 600	250 000	41,3	-	0,82	0,78	3 000
								157 600	250 000	41,3				
								203 100	380 100	50,0				
150	60	17,5	M16	10	30	M8×1	30	203 100	380 100	50,0	-	0,82	0,78	3 000
								242 800	505 100	57,2				
150	60	17,5	M16	10	30	M8×1	30	172 300	252 000	31,5	-	0,85	0,82	3 000
								172 300	252 000	31,5				
								217 100	368 600	37,5				
150	60	17,5	M16	10	30	M8×1	30	217 100	368 600	37,5	-	0,85	0,82	3 000
								267 800	514 100	44,0				
150	60	17,5	M16	10	30	M8×1	30	179 700	254 000	26,0	-	0,86	0,84	3 000
								179 700	254 000	26,0				
								221 300	357 200	30,4				
150	60	17,5	M16	10	30	M8×1	30	221 300	357 200	30,4	-	0,86	0,84	3 000
								271 700	494 800	35,6				

Roller screw drives

Flanged nut, two-piece
Standard design



RGT-VTL

001661C3

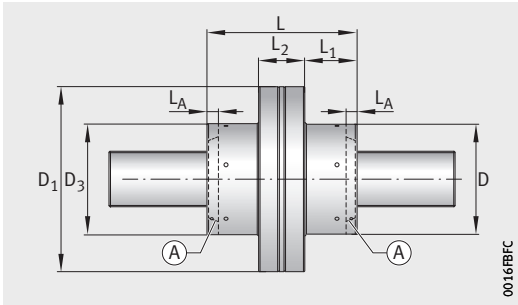
Dimension table (continued) - Dimensions in mm

Nominal diameter d_0	Designation	Pitch P	Mobility level	Variant ¹⁾	ⓐ	Mass m ≈ kg	Dimensions						
							D	D ₁	D ₃ ^{+0,5} ₀	L h12	L _A	L ₁	L ₂
63	RGT-VTL-063.30	30	5	A	–	10,7	118	180	118	115	–	35,0	45
				A	●	11,6	118		118	133	–	44,0	
				C	–	13,0	122		122	152	–	53,5	
		30	5	C	●	13,0	122	180	122	152	–	53,5	45
				D	–	13,4	122	122	152	–	53,5		
	RGT-VTL-063.40	40	5	A	–	10,7	118	180	118	115	–	35,0	45
				A	●	11,6	118		118	133	–	44,0	
				C	–	13,0	122		122	152	–	53,5	
		40	5	C	●	13,0	122	180	122	152	–	53,5	45
				D	–	13,4	122	122	152	–	53,5		
RGT-VTL-063.45	45	5	A	–	10,7	118	180	118	115	–	35,0	45	
			A	●	11,6	118		118	133	–	44,0		
			C	–	13,0	122		122	152	–	53,5		
	45	5	C	●	13,0	122	180	122	152	–	53,5	45	
			D	–	13,4	122	122	152	–	53,5			

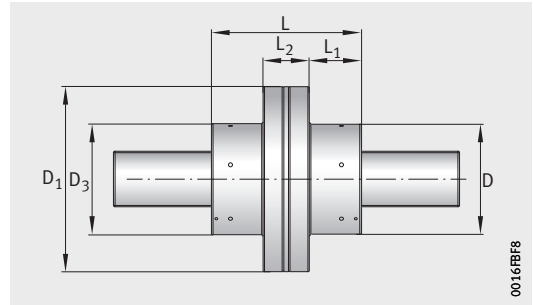
ⓐ Wipers: ● with wiper.

¹⁾ Depending on the variant, nuts are available without a wiper (suffix 0AB), with a wiper (suffix 1AB) or with two wipers (suffix 2AB). Please specify in the ordering designation.

²⁾ Two holes are located by means of dowels, to hold the nut halves in place.



With wiper

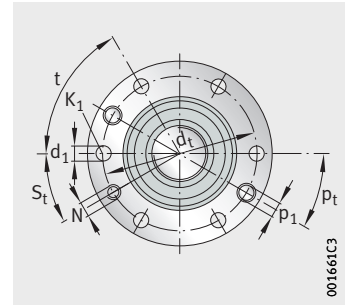


Without wiper

Mounting dimensions						Lubrication ²⁾		Basic load ratings		Spring characteristic number c_K $N^2/3/\mu m$	Frictional torque M_V Ncm	Theoretical efficiency		Limiting speed n_G min^{-1}
d_t	t °	d_1	K_1	p_1	p_t °	N	S_t °	dyn. C N	stat. C_0 N			η_1	η_2	
150	60	17,5	M16	10	30	M8×1	30	180 000	257 900	19,8	-	0,86	0,83	3 000
								180 000	257 900	19,8				
								226 800	374 400	23,6				
150	60	17,5	M16	10	30	M8×1	30	226 800	374 400	23,6	-	0,86	0,83	3 000
								272 200	498 600	27,1				
150	60	17,5	M16	10	30	M8×1	30	168 700	237 100	15,6	-	0,83	0,80	3 000
								168 700	237 100	15,6				
								210 400	338 400	18,5				
150	60	17,5	M16	10	30	M8×1	30	210 400	338 400	18,5	-	0,83	0,80	3 000
								271 100	502 200	22,4				
150	60	17,5	M16	10	30	M8×1	30	162 700	226 800	141,0	-	0,81	0,76	3 000
								162 700	226 800	141,0				
								209 600	340 200	17,1				
150	60	17,5	M16	10	30	M8×1	30	209 600	340 200	17,1	-	0,81	0,76	3 000
								255 100	462 100	19,8				

Roller screw drives

Flanged nut, two-piece
Standard design



RGT-VTL

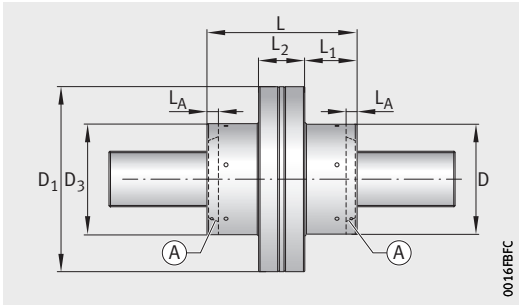
001661C3

Dimension table (continued) - Dimensions in mm

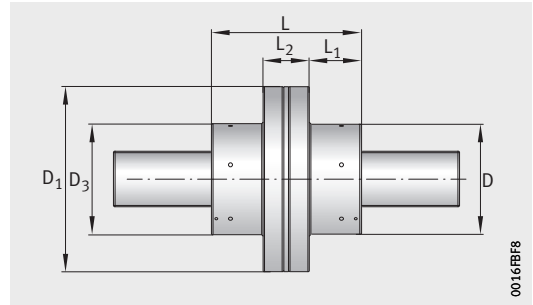
Nominal diameter d_0	Designation	Pitch P	Mobility level	Variant ¹⁾	⊗	Mass m ≈ kg	Dimensions						
							D	D ₁	D ₃ ^{+0,5} ₀	L h12	L _A	L ₁	L ₂
63	RGT-VTL-063.10 ³⁾	10	6	A	-	10,2	115	180	115	111	-	36,5	40
				A	●	11,6	120		120	129	-	39,0	
				B	-	11,6	120		120	129	-	39,0	
	RGT-VTL-063.12	12	6	A	-	10,2	115	180	115	111	-	36,5	40
				A	●	11,6	120		120	129	-	39,0	
				B	-	11,6	120		120	129	-	39,0	
	RGT-VTL-063.18	18	6	A	-	10,2	115	180	115	111	-	36,5	40
				A	●	11,6	120		120	129	-	39,0	
				B	-	11,6	120		120	129	-	39,0	
	RGT-VTL-063.24	24	6	A	-	10,2	115	180	115	111	-	36,5	40
				A	●	11,6	120		120	129	-	39,0	
				B	-	11,6	120		120	129	-	39,0	

⊗ Wipers: ● with wiper.

- 1) Depending on the variant, nuts are available without a wiper (suffix 0AB), with a wiper (suffix 1AB) or with two wipers (suffix 2AB). Please specify in the ordering designation.
- 2) Two holes are located by means of dowels, to hold the nut halves in place.
- 3) This size is available in mobility levels 5 and 6. Please add the mobility level to the ordering designation (suffix GG5 or GG6). Observe the dimension table, see page 310.



With wiper

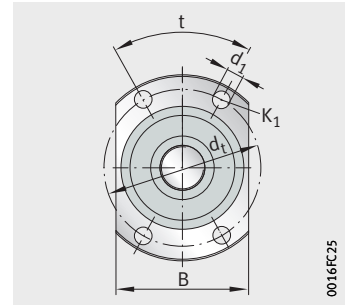


Without wiper

Mounting dimensions						Lubrication ²⁾		Basic load ratings		Spring characteristic number c_K $N^{2/3}/\mu m$	Frictional torque M_V Ncm	Theoretical efficiency		Limiting speed n_G min^{-1}
d_t	t °	d_1	K_1	p_1	p_t °	N	S_t °	dyn. C N	stat. C_0 N			η_1	η_2	
150	30	17,5	M16	10	15	M8×1	15	145 300	271 600	50,3	-	0,82	0,78	3 000
								145 300	271 600	50,3				
								176 000	367 800	58,2				
150	30	17,5	M16	10	15	M8×1	15	152 000	274 300	44,7	-	0,83	0,80	3 000
								152 000	274 300	44,7				
								181 800	364 000	51,2				
150	30	17,5	M16	10	15	M8×1	15	161 300	263 700	33,4	-	0,86	0,83	3 000
								161 300	263 700	33,4				
								196 300	359 200	38,8				
150	30	17,5	M16	10	15	M8×1	15	171 300	265 500	27,6	-	0,86	0,84	3 000
								171 300	265 500	27,6				
								201 200	341 400	31,1				

Roller screw drives

Flanged nut, single-piece
Standard design



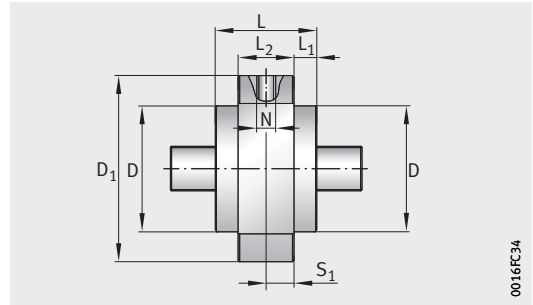
RGT-VTS

0016FC25

Dimension table · Dimensions in mm

Nominal diameter d_0	Designation	Pitch P	Mobility level	Mass m ≈ kg	Dimensions							Mounting dimensions			
					D	D_1	L	L_A	L_1	L_2	B	d_t	t	d_1	K_1
5	RGT-VTS-005.01	1	3	0,2	24	40	31	–	8	15	27	32	60	4,3	M4
8	RGT-VTS-008.01	1	4	0,2	24	40	31	–	8	15	27	32	60	4,3	M4
	RGT-VTS-008.02	2	4												
	RGT-VTS-008.04	4	4												
	RGT-VTS-008.05	5	4												
12	RGT-VTS-012.01	1	4	0,3	42	63	31	–	8	15	45	53	60	6,4	M6
	RGT-VTS-012.02	2	5												
	RGT-VTS-012.04	4	5												
	RGT-VTS-012.05	5	5												
15	RGT-VTS-015.02	2	5	0,4	42	63	35	–	8	19	45	53	60	6,4	M6
	RGT-VTS-015.04	4	5												
	RGT-VTS-015.05	5	5												
20	RGT-VTS-020.02	2	5	0,6	42	63	55	–	12	31	45	53	60	6,4	M6
	RGT-VTS-020.04	4	5												
	RGT-VTS-020.05	5	5												
	RGT-VTS-020.06	6	5												

1) Overrunning frictional torque for preloaded nuts RGT-VTS.



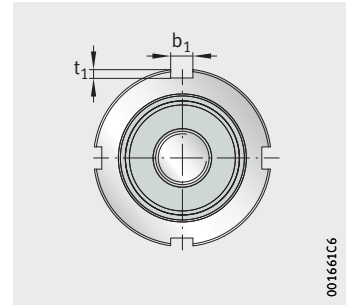
Without wiper

0016FC34

Lubrication			Basic load ratings		Spring characteristic number c_K $N^{2/3}/\mu m$	Frictional torque ¹⁾ M_V Ncm	Theoretical efficiency		Limiting speed n_G min^{-1}	Axial clearance
N	S_1	S_t °	dyn. C N	stat. C_0 N			η_1	η_2		
M6	7,5	30	4 700	9 600	35,80	3	0,85	0,82	6 000	0,01
M6	7,5	30	7 500	14 600	54,00	3	0,79	0,73	5 800	0,02
			8 700	14 700	34,00	4	0,85	0,83		
			10 000	14 900	21,40	5	0,85	0,83		
			10 300	14 700	18,20	6	0,83	0,80		
M6	7,5	30	11 300	15 300	51,90	3	0,73	0,62	5 600	0,02
			13 500	20 000	46,80	4	0,82	0,78		
			15 100	19 400	28,90	5	0,86	0,84		
			16 200	20 400	25,40	6	0,86	0,84		
M6	7,5	30	15 700	22 400	48,60	6	0,80	0,75	5 500	0,02
			17 700	21 800	30,00	7	0,86	0,83		
			19 000	22 900	26,40	9	0,86	0,84		
M8×1	7,5	30	32 300	66 400	78,30	18	0,76	0,69	5 200	0,02
			37 200	65 400	48,80	20	0,84	0,81		
			39 800	67 700	42,70	24	0,85	0,83		
			40 600	65 800	37,30	26	0,86	0,84		

Roller screw drives

Flanged nut with screw-in thread, single-piece
Standard design



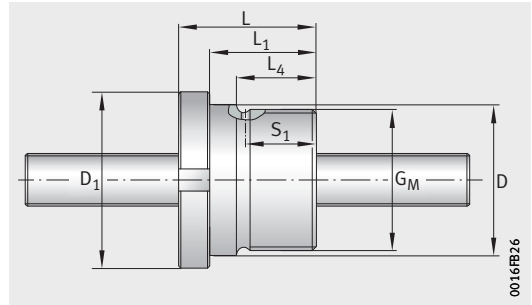
RGT-VTF, RGT-STF

001661C6

Dimension table · Dimensions in mm

Nominal diameter d_0	Designation	Pitch P	Mobility level	Mass m ≈ kg	Dimensions							
					D g6	D_1	G_M	L h12	L_1	L_4	t_1	b_1
8	RGT-VTF-008.01 RGT-STF-008.01	1	4	0,1	24	30	M22×1	31	24	18	2	4
	RGT-VTF-008.02 RGT-STF-008.02	2	4	0,1	24	30	M22×1	31	24	18	2	4
	RGT-VTF-008.04 RGT-STF-008.04	4	4	0,1	24	30	M22×1	31	24	18	2	4
	RGT-VTF-008.05 RGT-STF-008.05	5	4	0,1	24	30	M22×1	31	24	18	2	4
	RGT-VTF-012.01 RGT-STF-012.01	1	4	0,2	34	40	M32×1,5	31	24	18	2	5
12	RGT-VTF-012.02 RGT-STF-012.02	2	5	0,2	30	36	M28×1,5	31	24	18	2	5
	RGT-VTF-012.04 RGT-STF-012.04	4	5	0,2	30	36	M28×1,5	31	24	18	2	5
	RGT-VTF-012.05 RGT-STF-012.05	5	5	0,2	30	36	M28×1,5	31	24	18	2	5
	RGT-VTF-012.10 RGT-STF-012.10	10	5	0,2	30	36	M28×1,5	31	24	18	2	5

- 1) Overrunning frictional torque for preloaded nuts RGT-VTF.
2) Maximum axial clearance for non-preloaded nuts RGT-STF.

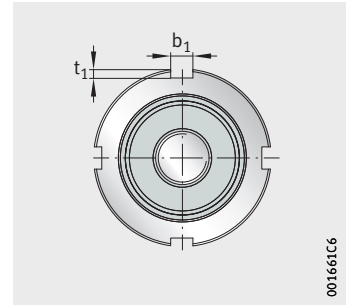


Without wiper

Lubrication		Basic load ratings		Spring characteristic number c_K $N^{2/3}/\mu m$	Frictional torque ¹⁾ M_V Ncm	Theoretical efficiency		Limiting speed n_G min^{-1}	Axial clearance ²⁾
d_s	S_1	dyn. C N	stat. C_0 N			η_1	η_2		
2,5	16,25	7 500	14 600	54,0	3	0,82	0,78	5 800	0,02
2,5	16,25	8 700	14 700	34,0	4	0,83	0,79	5 800	0,02
2,5	16,25	10 000	14 900	21,4	5	0,89	0,87	5 800	0,02
2,5	16,25	10 300	14 700	18,2	6	0,89	0,88	5 800	0,02
2,5	16,25	11 300	15 300	46,8	3	0,79	0,74	5 600	0,02
2,5	16,25	13 500	20 000	28,9	4	0,79	0,74	5 600	0,02
2,5	16,25	15 100	19 400	25,4	5	0,88	0,87	5 600	0,02
2,5	16,25	16 200	20 400	16,0	6	0,88	0,87	5 600	0,02
2,5	16,25	18 200	20 900	54,0	8	0,90	0,89	5 600	0,02

Roller screw drives

Flanged nut with screw-in thread, single-piece
Standard design



RGT-VTF, RGT-STF

001661C6

Dimension table (continued) - Dimensions in mm

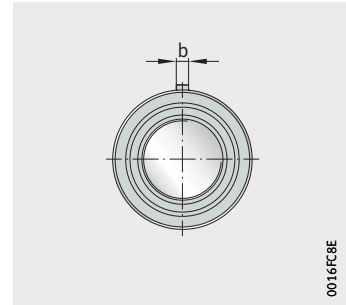
Nominal diameter d_0	Designation	Pitch P	Mobility level	Mass m \approx kg	Dimensions							
					D g6	D_1	G_M	L h12	L_1	L_4	t_1	b_1
15	RGT-VTF-015.02 RGT-STF-015.02	2	5	0,3	38	46	M36×1,5	35	27	20	2	5
	RGT-VTF-015.04 RGT-STF-015.04	4	5	0,3	38	46	M36×1,5	35	27	20	2	5
	RGT-VTF-015.05 RGT-STF-015.05	5	5	0,3	38	46	M36×1,5	35	27	20	2	5
	RGT-VTF-015.08 RGT-STF-015.08	8	5	0,3	38	46	M36×1,5	35	27	20	2	5
	RGT-VTF-015.10 RGT-STF-015.10	10	5	0,3	38	46	M36×1,5	35	27	20	2	5
20	RGT-VTF-020.02 RGT-STF-020.02	2	5	0,4	46	56	M45×1,5	55	47	30	2,5	6
	RGT-VTF-020.04 RGT-STF-020.04	4	5	0,4	46	56	M45×1,5	55	47	30	2,5	6
	RGT-VTF-020.05 RGT-STF-020.05	5	5	0,4	46	56	M45×1,5	55	47	30	2,5	6
	RGT-VTF-020.06 RGT-STF-020.06	6	5	0,4	46	56	M45×1,5	55	47	30	2,5	6
	RGT-VTF-020.10 RGT-STF-020.10	10	5	0,4	46	56	M45×1,5	55	47	30	2,5	6
	RGT-VTF-020.12 RGT-STF-020.12	12	5	0,4	46	56	M45×1,5	55	47	30	2,5	6

1) Overrunning frictional torque for preloaded nuts RGT-VTF.

2) Maximum axial clearance for non-preloaded nuts RGT-STF.

Roller screw drives with roller return

Cylindrical nut, single-piece
Standard design



RGT-VRE, RGT-SRE

0016FC8E

Dimension table - Dimensions in mm

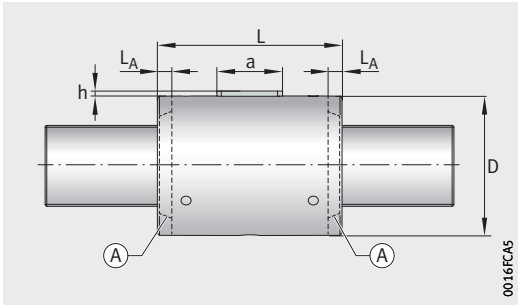
Nominal diameter d_0	Designation	Pitch P	Mobility level	⊙ ¹⁾	Mass m ≈ kg	Dimensions			Mounting dimensions			
						D g6	L h12	L_A	a	b h9	h	
8	RGT-VRE-008.005 RGT-SRE-008.005	0,5	1	– ●	0,1 0,1	20	31 40	– –	12	2	0,8	
	RGT-VRE-008.01 RGT-SRE-008.01	1	1	– ●	0,1 0,1		20	31 40				– –
	10	RGT-VRE-010.005 RGT-SRE-010.005	0,5	1	– ●	0,1 0,1		22	31 40	– –	12	2
		RGT-VRE-010.01 RGT-SRE-010.01	1	1	– ●	0,1 0,1	22		31 40	– –		
RGT-VRE-010.02 RGT-SRE-010.02		2	2	– ●	0,1 0,1	22		31 40	– –	12	2	0,8
12	RGT-VRE-012.005 RGT-SRE-012.005	0,5	1	– ●	0,1 0,1		24	31 40	– –			
	RGT-VRE-012.01 RGT-SRE-012.01	1	1	– ●	0,1 0,1	24		31 40	– –	12	2	0,8
	RGT-VRE-012.02 RGT-SRE-012.02	2	2	– ●	0,1 0,1		24	31 40	– –			
16	RGT-VRE-016.005 RGT-SRE-016.005	0,5	1	– ●	0,1 0,2	29		31 40	– –	12	3	1,2
	RGT-VRE-016.01 RGT-SRE-016.01	1	1	– ●	0,1 0,2		29	31 40	– –			
	RGT-VRE-016.02 RGT-SRE-016.02	2	2	– ●	0,1 0,2	29		31 40	– –	12	3	1,2
20	RGT-VRE-020.005 RGT-SRE-020.005	0,5	1	– ●	0,2 0,3		34	37 45	– –			
	RGT-VRE-020.01 RGT-SRE-020.01	1	1	– ●	0,2 0,3	34		37 45	– –	16	3	1,2
	RGT-VRE-020.02 RGT-SRE-020.02	2	2	– ●	0,2 0,3		34	37 45	– –			

⊙ Wipers: ● with wiper.

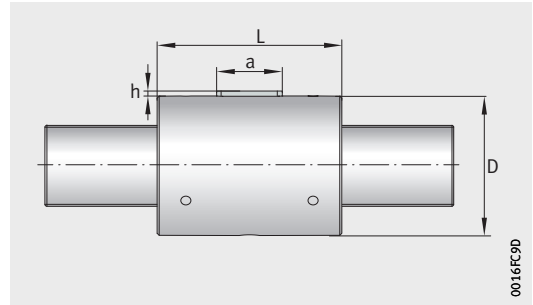
1) Depending on the variant, nuts are available without a wiper (suffix 0AB), with a wiper (suffix 1AB) or with two wipers (suffix 2AB). Please specify in the ordering designation.

2) Overrunning frictional torque for preloaded nuts RGT-VRE.

3) Maximum axial clearance for non-preloaded nuts RGT-SRE.



With wiper, sizes up to 63 mm

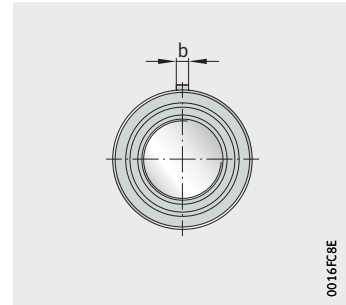


Without wiper

Feather key DIN 6885	Basic load ratings		Spring characteristic number c_K $N^{2/3}/\mu m$	Frictional torque ²⁾ M_V Ncm	Theoretical efficiency η_1	Limiting speed n_G min^{-1}	Axial clearance ³⁾
	dyn. C N	stat. C ₀ N					
2×2×12	8 100	13 500	30,7	6	0,67	3 750	0,02
2×2×12	9 400	12 300	18,4	6	0,79	3 750	0,02
2×2×12	9 700	16 800	34,8	8	0,62	3 000	0,02
2×2×12	11 300	15 300	20,9	8	0,76	3 000	0,02
2×2×12	11 300	15 300	20,9	8	0,83	3 000	0,02
2×2×12	11 100	20 100	34,8	10	0,62	2 500	0,02
2×2×12	11 300	15 300	20,9	10	0,76	2 500	0,02
2×2×12	11 300	15 300	20,9	10	0,83	2 500	0,02
3×3×12	13 400	26 700	45,6	15	0,51	1 875	0,02
3×3×12	15 500	24 200	27,4	15	0,67	1 875	0,02
3×3×12	15 500	24 200	27,4	15	0,78	1 875	0,02
3×3×16	18 100	45 500	59,9	20	0,46	1 500	0,02
3×3×16	21 500	42 600	36,5	20	0,62	1 500	0,02
3×3×16	21 500	42 600	36,5	20	0,75	1 500	0,02

Roller screw drives with roller return

Cylindrical nut, single-piece
Standard design



RGT-VRE, RGT-SRE

0016FC8E

Dimension table (continued) - Dimensions in mm

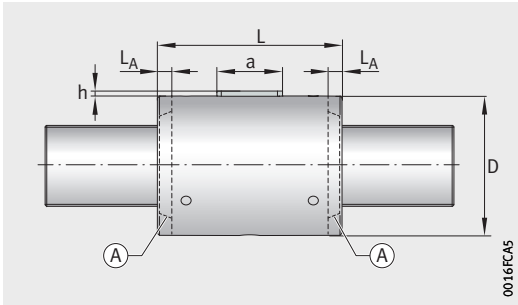
Nominal diameter d_0	Designation	Pitch P	Mobility level	⊙ ¹⁾	Mass m ≈ kg	Dimensions			Mounting dimensions		
						D g6	L h12	L_A	a	b h9	h
25	RGT-VRE-025.01 RGT-SRE-025.01	1	1	-	0,3	42	44	-	20	4	1,5
	●			0,4	54		-				
	RGT-VRE-025.02 RGT-SRE-025.02	2	2	-	0,3	42	44	-	20	4	1,5
	●			0,4	54		-				
32	RGT-VRE-032.01 RGT-SRE-032.01	1	1	-	0,6	54	57	-	25	4	1,5
	●			0,8	67		-				
	RGT-VRE-032.02 RGT-SRE-032.02	2	2	-	0,6	54	57	-	25	4	1,5
	●			0,8	67		-				
40	RGT-VRE-040.01 RGT-SRE-040.01	1	1	-	1,1	68	63	-	32	5	2,0
	●			1,3	75		-				
	RGT-VRE-040.02 RGT-SRE-040.02	2	2	-	1,1	68	63	-	32	5	2,0
	●			1,3	75		-				
50	RGT-VRE-050.01 RGT-SRE-050.01	1	1	-	1,8	82	85	-	32	6	2,5
	●			2,2	101		-				
	RGT-VRE-050.02 RGT-SRE-050.02	2	2	-	1,8	82	85	-	32	6	2,5
	●			2,2	101		-				
	RGT-VRE-050.03 RGT-SRE-050.03	3	2	-	1,9	82	85	-	32	6	2,5
	●			2,2	101		-				
	RGT-VRE-050.04 RGT-SRE-050.04	4	2	-	1,9	82	85	-	32	6	2,5
	●			2,2	101		-				
63	RGT-VRE-063.02 RGT-SRE-063.02	2	1	-	3,9	103	104	-	40	6	2,5
	●			4,5	120		-				
	RGT-VRE-063.04 RGT-SRE-063.04	4	2	-	3,9	103	104	-	40	6	2,5
	●			4,5	120		-				
80	RGT-VRE-080.04 RGT-SRE-080.04	4	1	-	12,5	141	175	7	63	8	3,0
	●			13,0	197		7				
100	RGT-VRE-100.05 RGT-SRE-100.05	5	1	-	26,0	175	205	10	80	10	3,0
	●			28,0	237		10				
125	RGT-VRE-125.05 RGT-SRE-125.05	5	1	-	46,0	220	250	10	100	12	3,0
	●			49,0	282		10				

⊙ Wipers: ● with wiper.

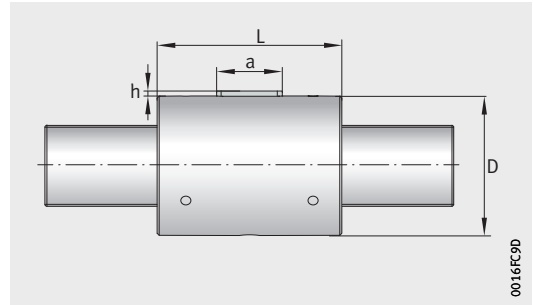
1) Depending on the variant, nuts are available without a wiper (suffix 0AB), with a wiper (suffix 1AB) or with two wipers (suffix 2AB). Please specify in the ordering designation.

2) Overrunning frictional torque for preloaded nuts RGT-VRE.

3) Maximum axial clearance for non-preloaded nuts RGT-SRE.



With wiper, sizes up to 63 mm

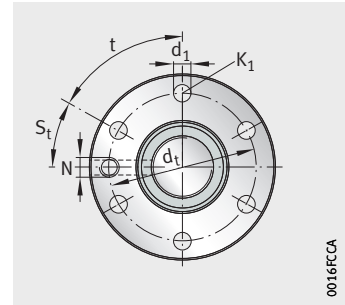


Without wiper

Feather key DIN 6885	Basic load ratings		Spring characteristic number c_K $N^{2/3}/\mu m$	Frictional torque ²⁾ M_V Ncm	Theoretical efficiency η_1	Limiting speed n_G min^{-1}	Axial clearance ³⁾
	dyn. C N	stat. C_0 N					
4×4×20	31 400	73 000	47,1	30	0,57	1 200	0,02
4×4×20	31 400	73 000	47,1	30	0,72	1 200	0,02
4×4×25	47 700	127 600	59,7	50	0,51	625	0,02
4×4×25	47 700	127 600	59,7	50	0,67	625	0,02
5×5×32	62 500	177 300	67,8	70	0,46	500	0,02
5×5×32	62 500	177 300	67,8	70	0,62	500	0,04
6×6×32	104 200	351 700	91,3	90	0,41	400	0,02
6×6×32	104 200	351 700	91,3	90	0,57	400	0,04
6×6×32	125 300	367 700	70,6	90	0,66	400	0,04
6×6×32	132 600	349 300	56,8	90	0,72	400	0,04
6×6×40	172 700	482 500	64,9	120	0,52	320	0,04
6×6×40	172 700	482 500	64,9	120	0,67	320	0,04
8×7×63	346 700	1 136 500	63,1	–	0,62	250	0,07
10×8×80	430 900	1 302 300	54,8	–	0,62	200	0,07
12×8×100	797 500	3 404 500	87,3	–	0,57	160	0,07

Roller screw drives with roller return

Flanged nut, single-piece
Standard design



RGT-VRM, RGT-SRM

Dimension table · Dimensions in mm

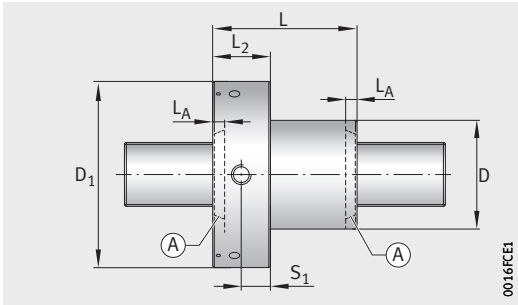
Nominal diameter d_0	Designation	Pitch P	Mobility level	①)	Mass m ≈ kg	Dimensions					Mounting dimensions		
						D	D_1	L	L_A	L_2	d_t	t	d_1
8	RGT-VRM-008.005 RGT-SRM-008.005	0,5	1	—	0,2	22	43	31	—	16	33	60	4,5
	●			0,2	40			—					
	RGT-VRM-008.01 RGT-SRM-008.01	1	1	—	0,2	22	43	31	—	16	33	60	4,5
	●			0,2	40			—					
10	RGT-VRM-010.005 RGT-SRM-010.005	0,5	1	—	0,2	22	43	31	—	16	33	60	4,5
	●			0,2	40			—					
	RGT-VRM-010.01 RGT-SRM-010.01	1	1	—	0,2	22	43	31	—	16	33	60	4,5
	●			0,2	40			—					
RGT-VRM-010.02 RGT-SRM-010.02	2	2	—	0,2	22	43	31	—	16	33	60	4,5	
●			0,2	40			—						
12	RGT-VRM-012.005 RGT-SRM-012.005	0,5	1	—	0,2	25	46	31	—	16	36	60	4,5
	●			0,2	40			—					
	RGT-VRM-012.01 RGT-SRM-012.01	1	1	—	0,2	25	46	31	—	16	36	60	4,5
	●			0,2	40			—					
RGT-VRM-012.02 RGT-SRM-012.02	2	2	—	0,2	25	46	31	—	16	36	60	4,5	
●			0,2	40			—						
16	RGT-VRM-016.005 RGT-SRM-016.005	0,5	1	—	0,2	30	51	31	—	16	41	60	5,5
	●			0,3	40			—					
	RGT-VRM-016.01 RGT-SRM-016.01	1	1	—	0,2	30	51	31	—	16	41	60	5,5
	●			0,3	40			—					
RGT-VRM-016.02 RGT-SRM-016.02	2	2	—	0,2	30	51	31	—	16	41	60	5,5	
●			0,3	40			—						
20	RGT-VRM-020.005 RGT-SRM-020.005	0,5	1	—	0,3	35	58	37	—	18	46	60	5,5
	●			0,4	45			—					
	RGT-VRM-020.01 RGT-SRM-020.01	1	1	—	0,3	35	58	37	—	18	46	60	5,5
	●			0,4	45			—					
RGT-VRM-020.02 RGT-SRM-020.02	2	2	—	0,3	35	58	37	—	18	46	60	5,5	
●			0,4	45			—						

① Wipers: ● with wiper.

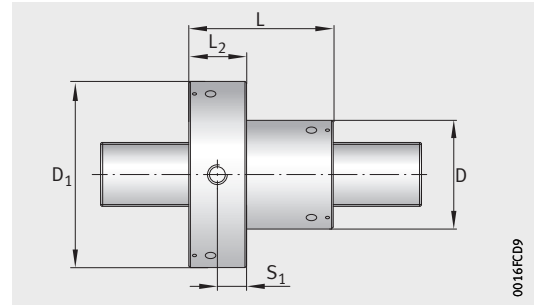
1) Depending on the variant, nuts are available without a wiper (suffix 0AB), with a wiper (suffix 1AB) or with two wipers (suffix 2AB). Please specify in the ordering designation.

2) Overrunning frictional torque for preloaded nuts RGT-VRM.

3) Maximum axial clearance for non-preloaded nuts RGT-SRM.



With wiper, sizes up to 63 mm

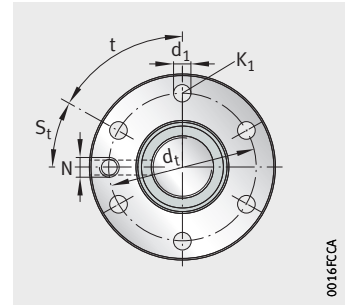


Without wiper

	Lubrication			Basic load ratings		Spring characteristic number c_K $N^{2/3}/\mu m$	Frictional torque ²⁾ M_V Ncm	Theoretical efficiency η_1	Limiting speed n_G min^{-1}	Axial clearance ³⁾
	K_1	N	S_1	S_t °	dyn. C N					
M4	M6	5	30	8 100	13 500	30,7	6	0,67	3 750	0,02
M4	M6	5	30	9 400	12 300	18,4	6	0,79	3 750	0,02
M4	M6	5	30	9 700	16 800	34,8	8	0,62	3 000	0,02
M4	M6	5	30	11 300	15 300	20,9	8	0,76	3 000	0,02
M4	M6	5	30	11 300	15 300	20,9	8	0,83	3 000	0,02
M4	M6	5	30	11 100	20 100	38,6	10	0,58	2 500	0,02
M4	M6	5	30	12 900	18 200	23,1	10	0,73	2 500	0,02
M4	M6	5	30	12 900	18 200	23,1	10	0,82	2 500	0,02
M5	M6	5	30	13 400	26 700	45,6	15	0,51	1 875	0,02
M5	M6	5	30	15 500	24 200	27,4	15	0,67	1 875	0,02
M5	M6	5	30	15 500	24 200	27,4	15	0,78	1 875	0,02
M5	M6	6	30	18 100	45 500	59,9	20	0,46	1 500	0,02
M5	M6	6	30	21 500	42 600	36,5	20	0,62	1 500	0,02
M5	M6	6	30	21 500	42 600	36,5	20	0,75	1 500	0,02

Roller screw drives with roller return

Flanged nut, single-piece
Standard design



RGT-VRM, RGT-SRM

0016FCCA

Dimension table (continued) - Dimensions in mm

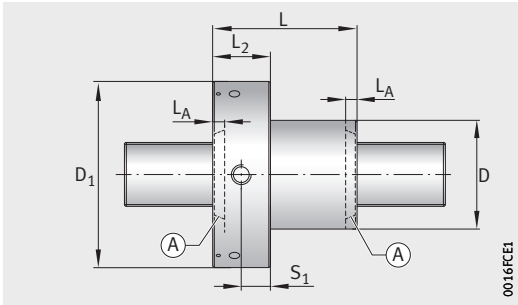
Nominal diameter d_0	Designation	Pitch P	Mobility level	①)	Mass m ≈ kg	Dimensions					Mounting dimensions		
						D	D_1	L	L_A	L_2	d_t	t	d_1
25	RGT-VRM-025.01 RGT-SRM-025.01	1	1	–	0,6	45	68	44	–	18	56	60	6,6
	●			0,7	54			–					
	RGT-VRM-025.02 RGT-SRM-025.02	2	2	–	0,6	45	68	44	–	18	56	60	6,6
	●			0,7	54			–					
32	RGT-VRM-032.01 RGT-SRM-032.01	1	1	–	1,0	56	84	57	–	20	70	60	6,6
	●			1,2	67			–					
	RGT-VRM-032.02 RGT-SRM-032.02	2	2	–	1,0	56	84	57	–	20	70	60	6,6
	●			1,2	67			–					
40	RGT-VRM-040.01 RGT-SRM-040.01	1	1	–	1,9	68	102	63	–	27	85	60	9
	●			2,1	75			–					
	RGT-VRM-040.02 RGT-SRM-040.02	2	2	–	2,0	68	102	63	–	27	85	60	9
	●			2,2	75			–					
50	RGT-VRM-050.01 RGT-SRM-050.01	1	1	–	3,4	82	124	85	–	33	102	60	11
	●			3,8	101			–					
	RGT-VRM-050.02 RGT-SRM-050.02	2	2	–	3,4	82	124	85	–	33	102	60	11
	●			3,8	101			–					
	RGT-VRM-050.03 RGT-SRM-050.03	3	2	–	3,5	82	124	85	–	33	102	60	11
	●			3,8	101			–					
	RGT-VRM-050.04 RGT-SRM-050.04	4	2	–	3,5	82	124	85	–	33	102	60	11
	●			3,8	101			–					
63	RGT-VRM-063.02 RGT-SRM-063.02	2	1	–	5,9	105	150	104	–	33	127	60	14
	●			6,5	120			–					
	RGT-VRM-063.04 RGT-SRM-063.04	4	2	–	5,9	105	150	104	–	33	127	60	14
	●			6,5	120			–					
80	RGT-VRM-080.04 RGT-SRM-080.04	4	1	–	17,6	140	200	175	7	45	170	22,5	18
	●			18,0	197			7					
100	RGT-VRM-100.05 RGT-SRM-100.05	5	1	–	31,5	180	240	205	10	50	210	15	18
	●			33,0	237			10					
125	RGT-VRM-125.05 RGT-SRM-125.05	5	1	–	60,0	220	310	250	10	55	270	15	20
	●			63,0	282			10					

① Wipers: ● with wiper.

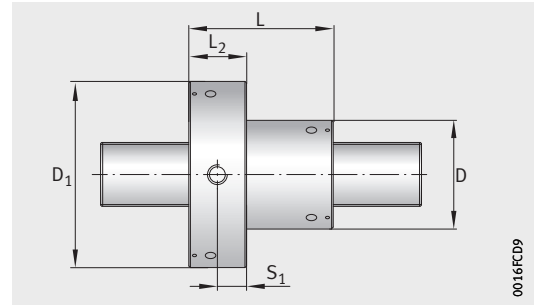
1) Depending on the variant, nuts are available without a wiper (suffix 0AB), with a wiper (suffix 1AB) or with two wipers (suffix 2AB). Please specify in the ordering designation.

2) Overrunning frictional torque for preloaded nuts RGT-VRM.

3) Maximum axial clearance for non-preloaded nuts RGT-SRM.



With wiper, sizes up to 63 mm

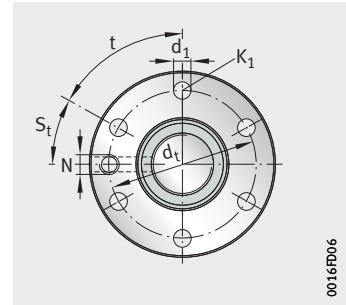


Without wiper

K ₁	Lubrication			Basic load ratings		Spring characteristic number c _K N ^{2/3} /μm	Frictional torque ²⁾ M _V Ncm	Theoretical efficiency η ₁	Limiting speed n _G min ⁻¹	Axial clearance ³⁾
	N	S ₁	S _t °	dyn. C N	stat. C ₀ N					
M6	M6	6	30	31 400	73 000	47,1	30	0,57	1 200	0,02
M6	M6	6	30	31 400	73 000	47,1	30	0,72	1 200	0,02
M6	M6	6	30	47 700	127 600	59,7	50	0,51	625	0,02
M6	M6	6	30	47 700	127 600	59,7	50	0,67	625	0,02
M8	M6	6	30	62 500	177 300	67,8	70	0,46	500	0,02
M8	M6	6	30	62 500	177 300	67,8	70	0,62	500	0,04
M10	M8×1	7	30	104 200	351 700	91,3	90	0,41	400	0,02
M10	M8×1	7	30	104 200	351 700	91,3	90	0,57	400	0,04
M10	M8×1	7	30	125 300	367 700	70,6	90	0,66	400	0,04
M10	M8×1	7	30	132 600	349 300	56,8	90	0,72	400	0,04
M12	M8×1	7	30	172 700	482 500	64,9	120	0,52	320	0,04
M12	M8×1	7	30	172 700	482 500	64,9	120	0,67	320	0,04
M16	M8×1	7	11,25	346 700	1 136 500	63,1	-	0,62	250	0,07
M16	M8×1	7	7,5	430 900	1 302 300	54,8	-	0,62	200	0,07
M18	M8×1	7	7,5	797 500	3 404 500	87,3	-	0,57	160	0,07

Roller screw drives with roller return

Flanged nut, single-piece
Standard design



RGT-VRK, RGT-SRK

Dimension table · Dimensions in mm

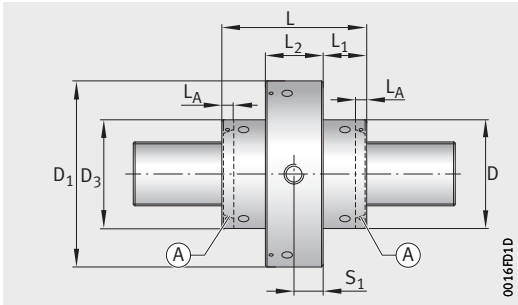
Nominal diameter d_0	Designation	Pitch P	Mobility level	①)	Mass m ≈ kg	Dimensions							Mounting dimensions		
						D	D_1	D_3	L	L_A	L_1	L_2	d_t	t °	d_1
8	RGT-VRK-008.005 RGT-SRK-008.005	0,5	1	–	0,2	22	43	22	31	–	7,5	16	33	60	4,5
	●			0,2	40				–	12,0					
	RGT-VRK-008.01 RGT-SRK-008.01	1	1	–	0,2	22	43	22	31	–	7,5	16	33	60	4,5
	●			0,2	40				–	12,0					
10	RGT-VRK-010.005 RGT-SRK-010.005	0,5	1	–	0,2	22	43	22	31	–	7,5	16	33	60	4,5
	●			0,2	40				–	12,0					
	RGT-VRK-010.01 RGT-SRK-010.01	1	1	–	0,2	22	43	22	31	–	7,5	16	33	60	4,5
	●			0,2	40				–	12,0					
	RGT-VRK-010.02 RGT-SRK-010.02	2	2	–	0,2	22	43	22	31	–	7,5	16	33	60	4,5
	●			0,2	40				–	12,0					
12	RGT-VRK-012.005 RGT-SRK-012.005	0,5	1	–	0,2	25	46	25	31	–	7,5	16	36	60	4,5
	●			0,2	40				–	12,0					
	RGT-VRK-012.01 RGT-SRK-012.01	1	1	–	0,2	25	46	25	31	–	7,5	16	36	60	4,5
	●			0,2	40				–	12,0					
	RGT-VRK-012.02 RGT-SRK-012.02	2	2	–	0,2	25	46	25	31	–	7,5	16	36	60	4,5
	●			0,2	40				–	12,0					
16	RGT-VRK-016.005 RGT-SRK-016.005	0,5	1	–	0,2	30	51	30	31	–	7,5	16	41	60	5,5
	●			0,3	40				–	12,0					
	RGT-VRK-016.01 RGT-SRK-016.01	1	1	–	0,2	30	51	30	31	–	7,5	16	41	60	5,5
	●			0,3	40				–	12,0					
	RGT-VRK-016.02 RGT-SRK-016.02	2	2	–	0,2	30	51	30	31	–	7,5	16	41	60	5,5
	●			0,3	40				–	12,0					
20	RGT-VRK-020.005 RGT-SRK-020.005	0,5	1	–	0,3	35	58	35	37	–	9,5	18	46	60	5,5
	●			0,4	45				–	14,0					
	RGT-VRK-020.01 RGT-SRK-020.01	1	1	–	0,3	35	58	35	37	–	9,5	18	46	60	5,5
	●			0,4	45				–	14,0					
	RGT-VRK-020.02 RGT-SRK-020.02	2	2	–	0,3	35	58	35	37	–	9,5	18	46	60	5,5
	●			0,4	45				–	14,0					

① Wipers: ● with wiper.

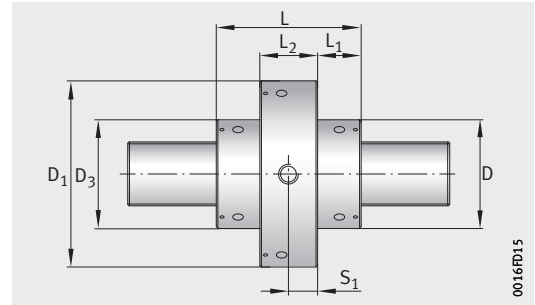
1) Depending on the variant, nuts are available without a wiper (suffix 0AB), with a wiper (suffix 1AB) or with two wipers (suffix 2AB). Please specify in the ordering designation.

2) Overrunning frictional torque for preloaded nuts RGT-VRK.

3) Maximum axial clearance for non-preloaded nuts RGT-SRK.



With wiper, sizes up to 63 mm

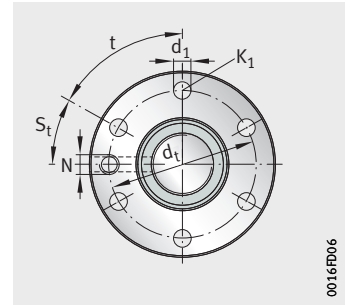


Without wiper

	Lubrication			Basic load ratings		Spring characteristic number c_K $N^{2/3}/\mu m$	Frictional torque ²⁾ M_V Ncm	Theoretical efficiency η_1	Limiting speed n_G min^{-1}	Axial clearance ³⁾
	K_1	N	S_1	S_t °	dyn. C N					
M4	M6	8	30	8 100	13 500	30,7	6	0,67	3 750	0,02
M4	M6	8	30	9 400	12 300	18,4	6	0,79	3 750	0,02
M4	M6	8	30	9 700	16 800	34,8	8	0,62	3 000	0,02
M4	M6	8	30	11 300	15 300	20,9	8	0,76	3 000	0,02
M4	M6	8	30	11 300	15 300	20,9	8	0,83	3 000	0,02
M4	M6	8	30	11 100	20 100	38,6	10	0,58	2 500	0,02
M4	M6	8	30	12 900	18 200	23,1	10	0,73	2 500	0,02
M4	M6	8	30	12 900	18 200	23,1	10	0,82	2 500	0,02
M5	M6	8	30	13 400	26 700	45,6	15	0,51	1 875	0,02
M5	M6	8	30	15 500	24 200	27,4	15	0,67	1 875	0,02
M5	M6	8	30	15 500	24 200	27,4	15	0,78	1 875	0,02
M5	M6	9	30	18 100	45 500	59,9	20	0,46	1 500	0,02
M5	M6	9	30	21 500	42 600	36,5	20	0,62	1 500	0,02
M5	M6	9	30	21 500	42 600	36,5	20	0,75	1 500	0,02

Roller screw drives with roller return

Flanged nut, single-piece
Standard design



RGT-VRK, RGT-SRK

0016FD06

Dimension table (continued) - Dimensions in mm

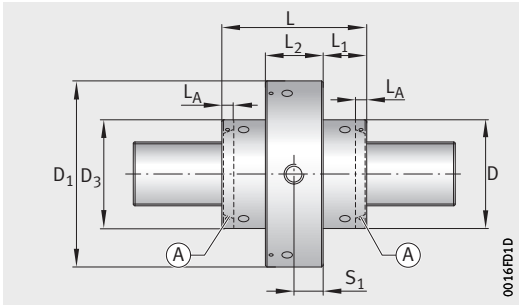
Nominal diameter d_0	Designation	Pitch P	Mobility level	①	Mass m ≈ kg	Dimensions							Mounting dimensions		
						D	D ₁	D ₃	L	L _A	L ₁	L ₂	d _t	t	d ₁
						g6			h12				°		
25	RGT-VRK-025.01 RGT-SRK-025.01	1	1	-	0,6	45	68	45	44	-	13,0	18	56	60	6,6
				●	0,7				54	-	18,0				
	RGT-VRK-025.02 RGT-SRK-025.02	2	2	-	0,6	45	68	45	44	-	13,0	18	56	60	6,6
				●	0,7				54	-	18,0				
32	RGT-VRK-032.01 RGT-SRK-032.01	1	1	-	1,0	56	84	56	57	-	18,5	20	70	60	6,6
				●	1,2				67	-	24,0				
	RGT-VRK-032.02 RGT-SRK-032.02	2	2	-	1,0	56	84	56	57	-	18,5	20	70	60	6,6
				●	1,2				67	-	24,0				
40	RGT-VRK-040.01 RGT-SRK-040.01	1	1	-	1,9	68	102	68	63	-	18,0	27	85	60	9,0
				●	2,1				75	-	24,0				
	RGT-VRK-040.02 RGT-SRK-040.02	2	2	-	2,0	68	102	68	63	-	18,0	27	85	60	9,0
				●	2,2				75	-	24,0				
50	RGT-VRK-050.01 RGT-SRK-050.01	1	1	-	3,4	82	124	82	85	-	26,0	33	102	60	11,0
				●	3,8				101	-	34,0				
	RGT-VRK-050.02 RGT-SRK-050.02	2	2	-	3,4	82	124	82	85	-	26,0	33	102	60	11,0
				●	3,8				101	-	34,0				
	RGT-VRK-050.03 RGT-SRK-050.03	3	2	-	3,5	82	124	82	85	-	26,0	33	102	60	11,0
				●	3,8				101	-	34,0				
	RGT-VRK-050.04 RGT-SRK-050.04	4	2	-	3,5	82	124	82	85	-	26,0	33	102	60	11,0
				●	3,8				101	-	34,0				
63	RGT-VRK-063.02 RGT-SRK-063.02	2	1	-	5,9	105	150	105	104	-	35,5	33	127	60	14,0
				●	6,5				120	-	44,0				
	RGT-VRK-063.04 RGT-SRK-063.04	4	2	-	5,9	105	150	105	104	-	35,5	33	127	60	14,0
				●	6,5				120	-	44,0				
80	RGT-VRK-080.04 RGT-SRK-080.04	4	1	-	17,6	140	200	140	175	7	65,0	45	170	22,5	18,0
				●	18,0				197	7	76,0				
100	RGT-VRK-100.05 RGT-SRK-100.05	5	1	-	31,5	180	240	180	205	10	77,5	50	210	15	18,0
				●	33,0				237	10	94,0				
125	RGT-VRK-125.05 RGT-SRK-125.05	5	1	-	60,0	220	310	220	250	10	97,5	55	270	15	20,0
				●	63,0				282	10	114,0				

① Wipers: ● with wiper.

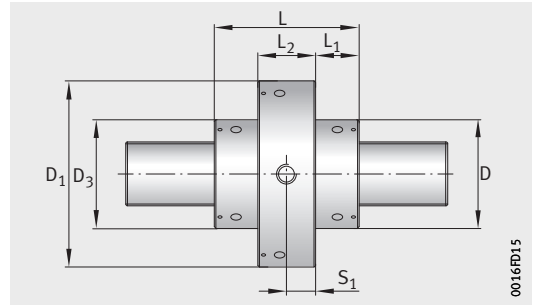
1) Depending on the variant, nuts are available without a wiper (suffix OAB), with a wiper (suffix 1AB) or with two wipers (suffix 2AB). Please specify in the ordering designation.

2) Overrunning frictional torque for preloaded nuts RGT-VRK.

3) Maximum axial clearance for non-preloaded nuts RGT-SRK.



With wiper, sizes up to 63 mm

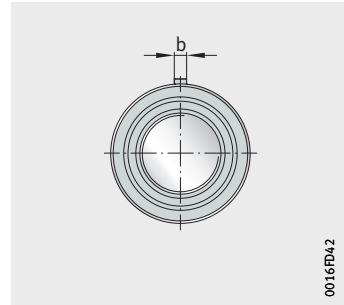


Without wiper

	Lubrication			Basic load ratings		Spring characteristic number c_K $N^{2/3}/\mu m$	Frictional torque ²⁾ M_V Ncm	Theoretical efficiency η_1	Limiting speed n_G min^{-1}	Axial clearance ³⁾
	K_1	N	S_1	S_t °	dyn. C N					
M6	M6	9,0	30	31 400	73 000	47,1	30	0,57	1 200	0,02
M6	M6	9,0	30	31 400	73 000	47,1	30	0,72	1 200	0,02
M6	M6	10,0	30	47 700	127 600	59,7	50	0,51	625	0,02
M6	M6	10,0	30	47 700	127 600	59,7	50	0,67	625	0,02
M8	M6	13,5	30	62 500	177 300	67,8	70	0,46	500	0,02
M8	M6	13,5	30	62 500	177 300	67,8	70	0,62	500	0,04
M10	M6	16,5	30	104 200	351 700	91,3	90	0,41	400	0,02
M10	M6	16,5	30	104 200	351 700	91,3	90	0,57	400	0,04
M10	M6	16,5	30	125 300	367 700	70,6	90	0,66	400	0,04
M10	M6	16,5	30	132 600	349 300	56,8	90	0,72	400	0,04
M12	M8×1	16,5	30	172 700	482 500	64,9	120	0,52	320	0,04
M12	M8×1	16,5	30	172 700	482 500	64,9	120	0,67	320	0,04
M16	M8×1	22,5	11,25	346 700	1 136 500	63,1	-	0,62	250	0,07
M16	M8×1	25,0	7,5	430 900	1 302 300	54,8	-	0,62	200	0,07
M18	M8×1	27,5	7,5	797 500	3 404 500	87,3	-	0,57	160	0,07

Roller screw drives with roller return

Cylindrical nut, two-piece
Standard design



RGT-VRG

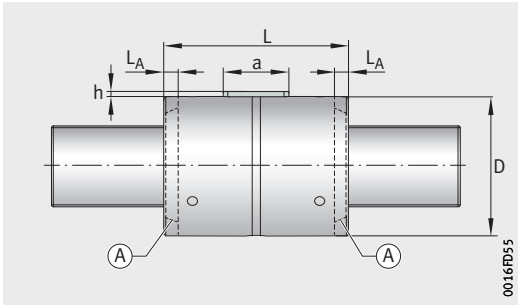
Dimension table - Dimensions in mm

Nominal diameter d_0	Designation	Pitch P	Mobility level	①)	Mass m ≈ kg	Dimensions			Mounting dimensions		
						D g6	L h12	L_A	a	b h9	h
8	RGT-VRG-008.005	0,5	1	- ●	0,1 0,1	20	31 40	- -	12	2	0,8
	RGT-VRG-008.01	1	1	- ●	0,1 0,1	20	31 40	- -	12	2	0,8
10	RGT-VRG-010.005	0,5	1	- ●	0,1 0,1	22	31 40	- -	12	2	0,8
	RGT-VRG-010.01	1	1	- ●	0,1 0,1	22	31 40	- -	12	2	0,8
	RGT-VRG-010.02	2	2	- ●	0,1 0,1	22	31 40	- -	12	2	0,8
12	RGT-VRG-012.005	0,5	1	- ●	0,1 0,1	24	31 40	- -	12	2	0,8
	RGT-VRG-012.01	1	1	- ●	0,1 0,1	24	31 40	- -	12	2	0,8
	RGT-VRG-012.02	2	2	- ●	0,1 0,1	24	31 40	- -	12	2	0,8
16	RGT-VRG-016.005	0,5	1	- ●	0,1 0,2	29	31 40	- -	12	3	1,2
	RGT-VRG-016.01	1	1	- ●	0,1 0,2	29	31 40	- -	12	3	1,2
	RGT-VRG-016.02	2	2	- ●	0,1 0,2	29	31 40	- -	12	3	1,2
20	RGT-VRG-020.005	0,5	1	- ●	0,2 0,3	34	37 45	- -	16	3	1,2
	RGT-VRG-020.01	1	1	- ●	0,2 0,3	34	37 45	- -	16	3	1,2
	RGT-VRG-020.02	2	2	- ●	0,2 0,3	34	37 45	- -	16	3	1,2

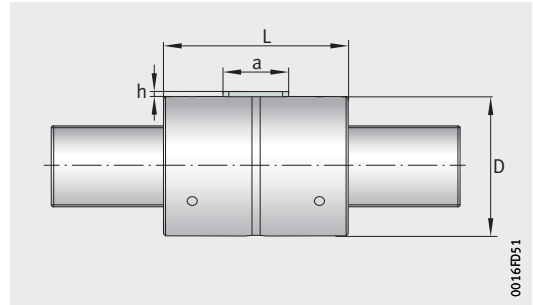
① Wipers: ● with wiper.

1) Depending on the variant, nuts are available without a wiper (suffix 0AB), with a wiper (suffix 1AB) or with two wipers (suffix 2AB). Please specify in the ordering designation.

2) Overrunning frictional torque for preloaded nuts RGT-VRG.



With wiper

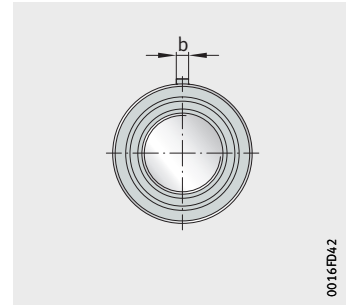


Without wiper

Feather key DIN 6885	Basic load ratings		Spring characteristic number c_K $N^{2/3}/\mu m$	Frictional torque ²⁾ M_V Ncm	Theoretical efficiency η_1	Limiting speed n_G min^{-1}
	dyn. C N	stat. C_0 N				
2×2×12	4 500	6 800	19,3	6	0,67	3 750
2×2×12	5 200	6 100	11,6	6	0,79	3 750
2×2×12	5 300	8 400	21,9	8	0,62	3 000
2×2×12	6 200	7 600	13,1	8	0,76	3 000
2×2×12	6 200	7 600	13,1	8	0,83	3 000
2×2×12	6 100	10 000	24,3	10	0,58	2 500
2×2×12	7 100	9 100	14,6	10	0,73	2 500
2×2×12	7 100	9 100	14,6	10	0,82	2 500
3×3×12	7 400	13 300	28,8	15	0,51	1 875
3×3×12	8 500	12 100	17,3	15	0,67	1 875
3×3×12	8 500	12 100	17,3	15	0,78	1 875
3×3×16	10 000	22 700	37,7	20	0,46	1 500
3×3×16	11 800	21 300	23,0	20	0,62	1 500
3×3×16	11 800	21 300	23,0	20	0,75	1 500

Roller screw drives with roller return

Cylindrical nut, two-piece
Standard design



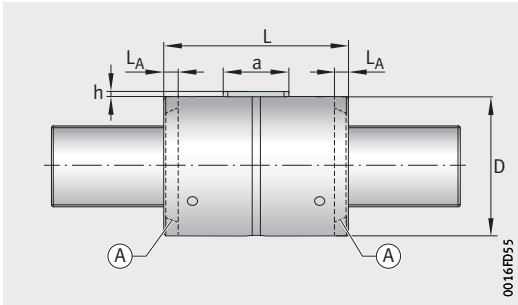
RGT-VRG

Dimension table (continued) - Dimensions in mm

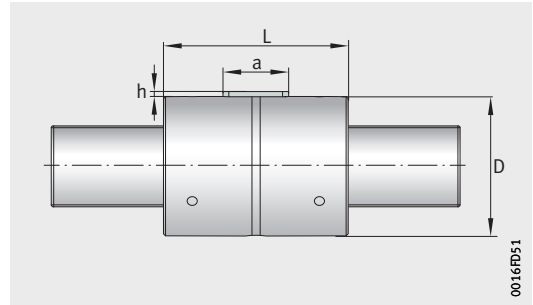
Nominal diameter d_0	Designation	Pitch P	Mobility level	⊙ ¹⁾	Mass m ≈ kg	Dimensions			Mounting dimensions		
						D g6	L h12	L_A	a	b h9	h
25	RGT-VRG-025.01	1	1	— ●	0,3 0,4	42	44 54	— —	20	4	1,5
	RGT-VRG-025.02	2	2	— ●	0,3 0,4		42	44 54			
32	RGT-VRG-032.01	1	1	— ●	0,6 0,8	54	57 67	— —	25	4	1,5
	RGT-VRG-032.02	2	2	— ●	0,6 0,8		54	57 67			
40	RGT-VRG-040.01	1	1	— ●	1,1 1,3	68	63 75	— —	32	5	2,0
	RGT-VRG-040.02	2	2	— ●	1,1 1,3		68	63 75			
50	RGT-VRG-050.01	1	1	— ●	1,8 2,2	82	85 101	— —	32	6	2,5
	RGT-VRG-050.02	2	2	— ●	1,8 2,2		82	85 101			
	RGT-VRG-050.03	3	2	— ●	1,9 2,2	82	85 101	— —	32	6	2,5
	RGT-VRG-050.04	4	2	— ●	1,9 2,2		82	85 101			
63	RGT-VRG-063.02	2	1	— ●	3,9 4,5	103	104 120	— —	40	6	2,5
	RGT-VRG-063.04	4	2	— ●	3,9 4,5		103	104 120			

⊙ Wipers: ● with wiper.

- 1) Depending on the variant, nuts are available without a wiper (suffix 0AB), with a wiper (suffix 1AB) or with two wipers (suffix 2AB). Please specify in the ordering designation.
- 2) Overrunning frictional torque for preloaded nuts RGT-VRG.



With wiper

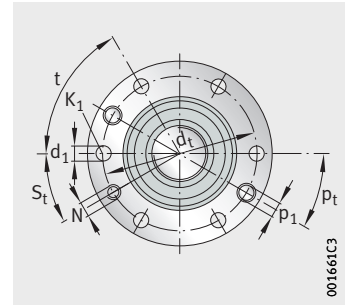


Without wiper

Feather key DIN 6885	Basic load ratings		Spring characteristic number c_K $N^{2/3}/\mu m$	Frictional torque ²⁾ M_V Ncm	Theoretical efficiency η_1	Limiting speed n_G min^{-1}
	dyn. C N	stat. C_0 N				
4×4×20	17 300	36 500	29,7	30	0,57	1 200
4×4×20	17 300	36 500	29,7	30	0,72	1 200
4×4×25	26 300	63 800	37,6	50	0,51	625
4×4×25	26 300	63 800	37,6	50	0,67	625
5×5×32	34 400	88 700	42,7	70	0,46	500
5×5×32	34 400	88 700	42,7	70	0,62	500
6×6×32	57 400	175 900	57,5	90	0,41	400
6×6×32	57 400	175 900	57,5	90	0,57	400
6×6×32	69 900	183 800	44,5	90	0,66	400
6×6×32	73 100	174 600	35,8	90	0,72	400
6×6×40	95 200	241 200	40,9	120	0,52	320
6×6×40	95 200	241 200	40,9	120	0,67	320

Roller screw drives with roller return

Flanged nut, two-piece
Standard design



RGT-VRL

Dimension table · Dimensions in mm

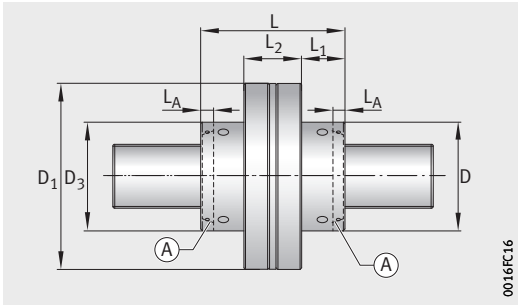
Nominal diameter d_0	Designation	Pitch P	Mobility level	⊙ ¹⁾	Mass m ≈ kg	Dimensions							Mounting dimensions		
						D	D ₁	D ₃	L	L _A	L ₁	L ₂	d _t	t	d ₁
8	RGT-VRL-008.005	0,5	1	-	0,2	22	43	22	31	-	7,5	16	33	60	4,5
					●				0,2	40	-				
	RGT-VRL-008.01	1	1	-	0,2	22	43	22	31	-	7,5	16	33	60	4,5
					●				0,2	40	-				
10	RGT-VRL-010.005	0,5	1	-	0,2	22	43	22	31	-	7,5	16	33	60	4,5
					●				0,2	40	-				
	RGT-VRL-010.01	1	1	-	0,2	22	43	22	31	-	7,5	16	33	60	4,5
					●				0,2	40	-				
	RGT-VRL-010.02	2	2	-	0,2	22	43	22	31	-	7,5	16	33	60	4,5
					●				0,2	40	-				
12	RGT-VRL-012.005	0,5	1	-	0,2	25	46	25	31	-	7,5	16	36	60	4,5
					●				0,2	40	-				
	RGT-VRL-012.01	1	1	-	0,2	25	46	25	31	-	7,5	16	36	60	4,5
					●				0,2	40	-				
	RGT-VRL-012.02	2	2	-	0,2	25	46	25	31	-	7,5	16	36	60	4,5
					●				0,2	40	-				
16	RGT-VRL-016.005	0,5	1	-	0,2	30	51	30	31	-	7,5	16	41	60	5,5
					●				0,3	40	-				
	RGT-VRL-016.01	1	1	-	0,2	30	51	30	31	-	7,5	16	41	60	5,5
					●				0,3	40	-				
	RGT-VRL-016.02	2	2	-	0,2	30	51	30	31	-	7,5	16	41	60	5,5
					●				0,3	40	-				
20	RGT-VRL-020.005	0,5	1	-	0,3	35	58	35	37	-	9,5	18	46	60	5,5
					●				0,4	45	-				
	RGT-VRL-020.01	1	1	-	0,3	35	58	35	37	-	9,5	18	46	60	5,5
					●				0,4	45	-				
	RGT-VRL-020.02	2	2	-	0,3	35	58	35	37	-	9,5	18	46	60	5,5
					●				0,4	45	-				

⊙ Wipers: ● with wiper.

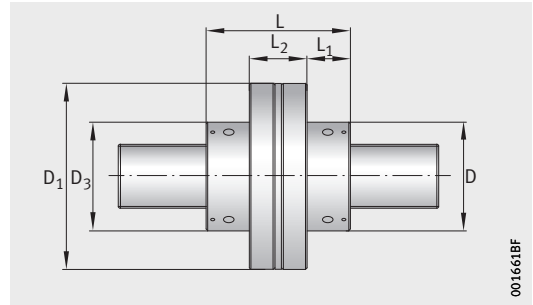
1) Depending on the variant, nuts are available without a wiper (suffix 0AB), with a wiper (suffix 1AB) or with two wipers (suffix 2AB). Please specify in the ordering designation.

2) Two holes are located by means of dowels, to hold the nut halves in place.

3) Overrunning frictional torque for preloaded nuts RGT-VRL.



With wiper

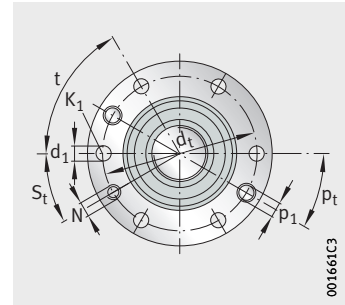


Without wiper

			Lubrication ²⁾			Basic load ratings		Spring characteristic number c_K $N^{2/3}/\mu m$	Frictional torque ³⁾ M_V Ncm	Theoretical efficiency η_1	Limiting speed n_G min^{-1}
K_1	p_1	p_t °	N	S_1	S_t °	dyn. C N	stat. C_0 N				
M4	5	30	M6	8	30	4 500	6 800	19,3	6	0,67	3 750
M4	5	30	M6	8	30	5 200	6 100	11,6	6	0,79	3 750
M4	5	30	M6	8	30	5 300	8 400	21,9	8	0,62	3 000
M4	5	30	M6	8	30	6 200	7 600	13,1	8	0,76	3 000
M4	5	30	M6	8	30	6 200	7 600	13,1	8	0,83	3 000
M4	5	30	M6	8	30	6 100	10 000	24,3	10	0,58	2 500
M4	5	30	M6	8	30	7 100	9 100	14,6	10	0,73	2 500
M4	5	30	M6	8	30	7 100	9 100	14,6	10	0,82	2 500
M5	6	30	M6	8	30	7 400	13 300	28,8	15	0,51	1 875
M5	6	30	M6	8	30	8 500	12 100	17,3	15	0,67	1 875
M5	6	30	M6	8	30	8 500	12 100	17,3	15	0,78	1 875
M5	6	30	M6	9	30	10 000	22 700	37,7	20	0,46	1 500
M5	6	30	M6	9	30	11 800	21 300	23,0	20	0,62	1 500
M5	6	30	M6	9	30	11 800	21 300	23,0	20	0,75	1 500

Roller screw drives with roller return

Flanged nut, two-piece
Standard design



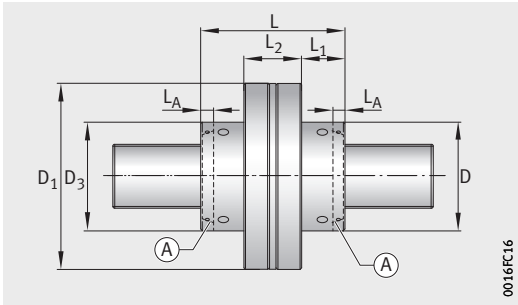
RGT-VRL

Dimension table · Dimensions in mm

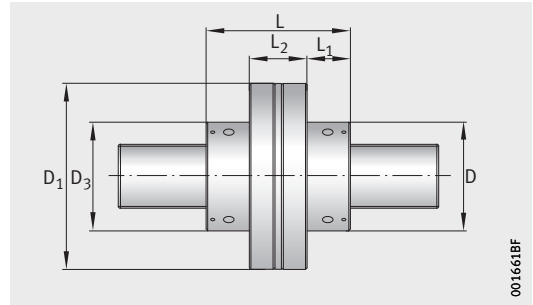
Nominal diameter d_0	Designation	Pitch P	Mobility level	⊙ ¹⁾	Mass m ≈ kg	Dimensions							Mounting dimensions		
						D	D ₁	D ₃	L	L _A	L ₁	L ₂	d _t	t	d ₁
25	RGT-VRL-025.01	1	1	-	0,6	45	68	45	44	-	13,0	18	56	60	6,6
				●	0,7				54	-	18,0				
	RGT-VRL-025.02	2	2	-	0,6	45	68	45	44	-	13,0	18	56	60	6,6
				●	0,7				54	-	18,0				
32	RGT-VRL-032.01	1	1	-	1,0	56	84	56	57	-	18,5	20	70	60	6,6
				●	1,2				67	-	24,0				
	RGT-VRL-032.02	2	2	-	1,0	56	84	56	57	-	18,5	20	70	60	6,6
				●	1,2				67	-	24,0				
40	RGT-VRL-040.01	1	1	-	1,9	68	102	68	63	-	18,0	27	85	60	9,0
				●	2,1				75	-	24,0				
	RGT-VRL-040.02	2	2	-	2,0	68	102	68	63	-	18,0	27	85	60	9,0
				●	2,2				75	-	24,0				
50	RGT-VRL-050.01	1	1	-	3,4	82	124	82	85	-	26,0	33	102	60	11,0
				●	3,8				101	-	34,0				
	RGT-VRL-050.02	2	2	-	3,4	82	124	82	85	-	26,0	33	102	60	11,0
				●	3,8				101	-	34,0				
	RGT-VRL-050.03	3	2	-	3,5	82	124	82	85	-	26,0	33	102	60	11,0
				●	3,8				101	-	34,0				
	RGT-VRL-050.04	4	2	-	3,5	82	124	82	85	-	26,0	33	102	60	11,0
				●	3,8				101	-	34,0				
RGT-VRL-063.02		2	1	-	5,9	105	150	105	104	-	35,5	33	127	60	14,0
				●	6,5				120	-	44,0				
RGT-VRL-063.04	4	2	-	5,9	105	150	105	104	-	35,5	33	127	60	14,0	
			●	6,5				120	-	44,0					

⊙ Wipers: ● with wiper.

- 1) Depending on the variant, nuts are available without a wiper (suffix 0AB), with a wiper (suffix 1AB) or with two wipers (suffix 2AB). Please specify in the ordering designation.
- 2) Two holes are located by means of dowels, to hold the nut halves in place.
- 3) Overrunning frictional torque for preloaded nuts RGT-VRL.



With wiper



Without wiper

			Lubrication ²⁾			Basic load ratings		Spring characteristic number c_K $N^{2/3}/\mu m$	Frictional torque ³⁾ M_V Ncm	Theoretical efficiency η_1	Limiting speed n_G min^{-1}
K_1	p_i	p_t °	N	S_1	S_t °	dyn. C N	stat. C_0 N				
M6	6	30	M6	9,0	30	17 300	36 500	29,7	30	0,57	1 200
M6	6	30	M6	9,0	30	17 300	36 500	29,7	30	0,72	1 200
M6	6	30	M6	10,0	30	26 300	63 800	37,6	50	0,51	1 200
M6	6	30	M6	10,0	30	26 300	63 800	37,6	50	0,67	1 200
M8	8	30	M6	13,5	30	34 400	88 700	42,7	70	0,46	500
M8	8	30	M6	13,5	30	34 400	88 700	42,7	70	0,62	500
M10	8	30	M6	16,5	30	57 400	175 900	57,5	90	0,41	400
M10	8	30	M6	16,5	30	57 400	175 900	57,5	90	0,57	400
M10	8	30	M6	16,5	30	69 000	183 800	44,5	90	0,66	400
M10	8	30	M6	16,5	30	73 100	174 600	35,8	90	0,72	400
M12	10	30	M8×1	16,5	30	95 200	241 200	40,9	120	0,52	320
M12	10	30	M8×1	16,5	30	95 200	241 200	40,9	120	0,67	320

GSA AG
Gewinde Satelliten Antriebe AG
Baselstrasse 5
4532 Feldbrunnen
Switzerland
www.gsascrews.com
info@gsascrews.com
Phone +41 32 623 63 74

All information has been carefully compiled and checked by us, but we cannot guarantee complete accuracy. We reserve the right to make corrections. Therefore, please always check whether more up-to-date or amended information is available. This publication supersedes all deviating information from older publications. Printing, including excerpts, is only permitted with our approval.

RGT / 03 / en-GB / DE / 2023-01